
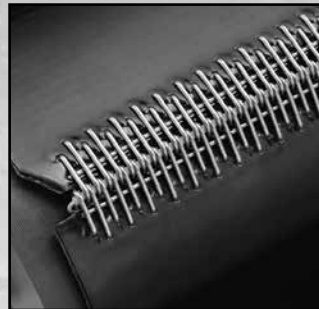


Product Handbook

Conveyor Belt Splicing Systems

January 2018



FLEXCO

Table of Contents

CLIPPER® WIRE HOOKS	4-19
Clipper® Wire Hook Fastening System Overview	4
General Hook Information	5
Clipper Hook and Pin Selection Chart	6
Clipper Carded Hooks	7-14
Unibar® Hooks	15-16
Hinge Pins	17-19
CLIPPER® G SERIES™ LACING	20-28
Clipper® G Series™ Lacing Overview	20
Clipper® G Series™ Lacing	21
Clipper® Maintenance Lacers	22-24
Clipper® Specialty Lacers	25
Clipper® Production Lacers	26-28
CLIPPER® LAUNDRY PATCH FASTENER	29-31
Clipper® Laundry Patch Fastener Overview	29
Patch Fasteners, Production Lacers	30-31
ALLIGATOR® CONVEYOR BELT LACING	32-35
Alligator® Lacing Fastening System Overview	32
Steel Lacing	33
316 Stainless Lacing	34
Hinge Pins	35
ALLIGATOR® TRANSMISSION BELT LACING	36
ALLIGATOR® READY SET™ STAPLE BELT FASTENERS	37-41
Alligator® Ready Set Fastening System Overview	37
No. 62, No. 125, No. 187 Staple Fasteners	38
Hinge Pins	39
Installation Tools	40-41
MegAlloy® Staple Fasteners	41
ALLIGATOR® RIVET FASTENERS	42-44
Alligator® Rivet Fastening System Overview	42
Rivet Fasteners, Hinge Pins, Installation Tools	43-44
ALLIGATOR® NON-METALLIC FASTENERS	45-47
Alligator® Non-Metallic Fastening System Overview	45
Fasteners, Hinge Pins	46
Installation Tools	46-47
Spiral Lacing	47
ALLIGATOR® V-BELT FASTENERS	48-49
Alligator® V-Belt Fastening System Overview	48
Fasteners, Tools	49
LIGHT-DUTY BELT MAINTENANCE TOOLS	50-51
BELT FABRICATION TOOLS	52-56
Novitool® Overview	52
Aero® Splice Press	53
Aero® 300 Splice Press	54
Amigo™ Monolithic Press	55
Ply130™ Separator	56
PunM™ Punch Press	56

Table of Contents (cont.)

FGP FOOD GRADE PRECLEANER	57-59
FGP Food Grade Precleaner Overview.....	57
FGP Food Grade Precleaner.....	58
FGP Food Grade Precleaner Replacement Parts	59
LIGHT-DUTY TRANSFER SOLUTIONS	60-63
Transfer Solutions Overview	60
Hitch Guards.....	61
Segmented Transfer Plates.....	62-63
TATCH-A-CLEAT® BELT CLEATS	64-67
General Cleat Information.....	64
Mechanical Cleats.....	65-66
Bondable Cleats.....	67
FLEXCO® BOLT HINGED FASTENERS	68-73
Flexco® Bolt Hinged Fastening System Overview.....	68
No. 375X Fasteners.....	69
No. 550.....	70
Hinge Pins	71
Installation Tools	72-73
FLEXCO® RIVET HINGED FASTENERS	74-86
Flexco® Rivet Hinged Fastening System Overview.....	74
Flexco® R2 Medium-Duty Rivet Hinged Fasteners	75
Fasteners	76-77
Rivets, Hinge Pins.....	78-82
Installation Tools	83-86
FLEXCO® SOLID PLATE FASTENERS	87-91
Flexco® Solid Plate Fastening System Overview.....	87
Fasteners	88
Installation Tools	89-90
Extra Bolts and Nuts, Rip Repair	91
FLEXCO® RIVET PLATE FASTENERS	92-97
Flexco® Rivet Solid Plate Fastening System Overview	92
Fasteners, Rivets.....	93-94
Installation Tools	95-97
HEAVY-DUTY BELT MAINTENANCE AND SAFETY TOOLS	98-101
Tools and Accessories	98
Belt Cutters.....	99
Belt Skiver, Belt Clamps	100
Belt Lifter	101
BELT CONVEYOR PRODUCTS	102-104
Belt Positioner™	102
Belt Plows.....	103
Skirt Clamps.....	104
INDEX	105-134
By Ordering Number	105-124
By Item Code.....	125-134



How Clipper® Hooks Work

The Clipper® Hook design incorporates a double-staggered grip pattern that gives wire hooks exceptional holding power without degrading the integrity of the belt carcass. The points of the fastener pass through the belt carcass and are formed over, locking the carcass between them.

This low profile splice is highly compatible with conveyor components and compliant with the need for reduced operating noise. Additional splice strength and consistency of splice installation is obtained through precision machine application.

Applications	Installation Method	What You Need for Installation
<ul style="list-style-type: none"> • Package and Parts Handling • Food Processing • Checkout Counters • Commercial Laundries • Filter Media • Agriculture 	<p>Depending on the application, Clipper® Hooks can be installed with on-site maintenance lacers such as the Roller Lacer®, Roller Lacer® Gold Class™, or Microlacer®, Production Lacers for high volume lacing (Pro 400, Pro 600, Pro 6000, or Electric Hydraulic Lacers), or Specialty Lacers such as the Plier-Tape Lacer, Vice Lacer, Baler Belt Lacer. Please contact Flexco to discuss your application.</p>	<ul style="list-style-type: none"> • Hooks • Hinge Pin • Installation Tool
How to Specify the Correct Clipper® Fastener	Fastener Metal Selection	Hinge Pin Selection
<ol style="list-style-type: none"> 1. Measure your Belt Thickness (PIW). 2. Measure the Diameter of the Smallest Pulley in your Drive with Belt Wrap more than 90°. 3. Using the selection chart on page 6, identify possible hook choices. 4. Narrow selections by selecting desired wire diameter. <ul style="list-style-type: none"> • Larger wire diameter provides greater strength and abrasion resistance. • Smaller wire diameter provides less noise and less wear on conveyor components. 5. If multiple choices remain, select either carded or Unibar® style fastener. 	<p>Galvanized Steel. For basic applications, galvanized steel is recommended.</p> <p>Stainless Steel. Type 430 and Type 316 Stainless Steel offers more resistance than steel to abrasion, acids, chemicals, rusting, and magnetic attraction.</p> <p>High Tensile. Added abrasion resistance and fastener retention strength.</p> <p>Specialty Metal.</p> <ul style="list-style-type: none"> • Coated Steel • Rectangular High Tensile • Monel® • Inconel® • Phosphor Bronze • Hastelloy 	<p>DSS DuraStainless™ - stainless spring steel core with filled nylon coating for superior abrasion resistance, flat belts only.</p> <p>DL Duralink™ - braided stainless cable with filled nylon coating for superior abrasion resistance, crowned pulley or troughed belts.</p> <p>NY Nylosteel - spring steel core with nylon coating for use with galvanized or high tensile fasteners, flat or troughed belts.</p> <p>NYS Nylostainless - stainless spring steel core with nylon coating for use with stainless steel fasteners, flat belts only.</p> <p>NCS Nylon Covered Stainless Steel Cable - braided stainless cable with nylon coating for applications with stainless fasteners, crowned pulley or troughed belts.</p>

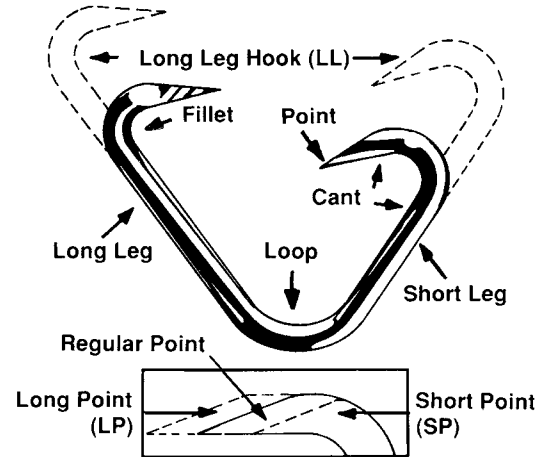
Please see page 6 for Clipper Fastener selection chart.

General Hook Information



HOW TO SELECT THE PROPER HOOK SIZE

1. Measure the belt thickness and pulley diameter.
2. Determine the possible options that could be used, based on the chart on page 6.
3. Select the proper hook from the specification chart.
4. If hook specifications overlap into more than one size, select the fastener which best meets your needs. **NOTE:** If maximum strength is of primary importance, choose the hook with the largest diameter wire. If low profile is needed select the hook with the smallest diameter wire.
5. Select the type of metal which best fits your application requirements.



SPECIAL LENGTH CARDS

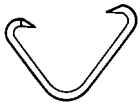
Clipper® hooks can be ordered in special length cards or Unibar® strips for specific applications. This eliminates time consuming card cutting by hand.

All special length cards are shipped without pins.

Please call Customer Service for pricing and lead times.

FASTENER MATERIAL CHARACTERISTICS

METAL	MAGNETIC	ABRASION RESISTANCE	CHEMICAL RESISTANCE	RUST RESISTANCE	SPARKING/ NON-SPARKING	AVAILABLE CLIPPER SIZES
Galvanized	Yes	Good	Poor	Good	Sparking	25, 1, 2-7
Coated Steel	Yes	Good	Poor	Poor	Sparking	U2 -U3
Steel	Yes	Good	Poor	Poor	Sparking	U4-U7
High Tensile Steel	Yes	Good to Excellent	Fair	Good	Sparking	1, 2-7
Rectangular High Tensile Steel	Yes	Good to Excellent	Fair	Good	Sparking	4-1/2
Stainless Rectangular High Tensile	Yes	Good to Excellent	Fair to Good	Good	Sparking	U3
430 Stainless Steel	Yes	Good	Fair to Good	Good	Sparking	1, 2-7, UX-1, U2SP - U7
316L Stainless Steel	Slightly	Good	Good to Excellent	Excellent	Sparking	25, 30, 36, 1, 2-7, UX-1, UCM36, UA2, UA3
Monel® 400	Slightly	Fair	Excellent	Excellent	Sparking	25, 1, 2-4
Inconel® 600	No	Fair	Excellent	Excellent even at elevated temp.	Sparking	2-4
Phosphor Bronze	No	Good	Poor	Good	Non-sparking	2-4
Hastelloy C-22	No	Good	Excellent	Excellent	Sparking	36, UCM



Clipper® Hook and Pin Selection Chart

FASTENER AND PIN SIZE SELECTION CHART														
Minimum Pulley Diameter	Wire Diameter	Hinge Pin Size	Belt Thickness											
			Up to .047" 3/64"	.063" 1/16"	.093" 3/32"	.125" 1/8"	.156" 5/32"	.187" 3/16"	.219" 7/32"	.25" 1/4"	.281" 9/32"	.313" 5/16"	.343" 11/32"	.39" 25/64"
			1.2 mm	1.6 mm	2.4 mm	3.2 mm	4.0 mm	4.8 mm	5.6 mm	6.4 mm	7.1 mm	7.9 mm	9.0 mm	10.0 mm
15/16" 24 mm	.025"	.065"/1.7 mm	25SP*											
	.025"	.065"/1.7 mm	25											
	.036" x .027"	.065"/1.7 mm	UCM36SL XSP											
	.036" x .027"	.065"/1.7 mm		UCM36SL SP										
	.025"	.065"/1.7 mm		25LP*										
2" 51 mm	.036" x .027"	.065"/1.7 mm	UCM36 XSP											
	.030"	.065"/1.7 mm	30*											
	.036" x .027"	.065"/1.7 mm		UCM36 SP*										
	.036" x .027"	.065"/1.7 mm		36 SP*										
	.040"	.065"/1.7 mm		1 XSP*										
	.030"	.065"/1.7 mm		30P*										
	.040"	.065"/1.7 mm		UX-1 SP*										
	.036" x .027"	.065"/1.7 mm		UCM36*										
	.036" x .027"	.065"/1.7 mm		36*										
	.040"	.065"/1.7 mm		1 SP*										
	.036" x .027"	.065"/1.7 mm				UCM36 LP*								
	.040"	.065"/1.7 mm				1*								
	.040"	.065"/1.7 mm				UX-1*								
	.047"	.093"/2.4 mm				UA2								
	.054"	.093"/2.4 mm				U2 SP								
	.054"	.093"/2.4 mm				2SP								
	.054"	.093"/2.4 mm					U2							
	.054"	.093"/2.4 mm					2							
.047"	.093"/2.4 mm					UA3								
3" 76 mm	.054"	.093"/2.4 mm				U3-1								
	.054"	.093"/2.4 mm				3-1								
	.054"	.093"/2.4 mm					U3-2							
	.054"	.093"/2.4 mm						3						
	.054"	.093"/2.4 mm						U3						
	.054"	.093"/2.4 mm							3-4 1/2					
4" 102 mm	.054"	.109"/2.8 mm						4-2						
	.054"	.125"/3.2 mm							4 1/2-3					
	.054"	.109"/2.8 mm								4				
	.054"	.109"/2.8 mm								U4				
	.054"	.125"/3.2 mm									4 1/2			
5" 127 mm	.054"	.125"/3.2 mm									5			
	.054"	.125"/3.2 mm									U5			
6" 152 mm	.054"	.156"/4.0 mm										6		
	.054"	.156"/4.0 mm										U6		
7" 175 mm	.054"	.156"/4.0 mm											7	
	.054"	.156"/4.0 mm											U7	

*Long Leg available. Allow for 1" (25 mm) larger minimum pulley diameter.

Hook Abbreviations: SL – Short Leg XSP – Extra Short Point LP – Long Point
LL – Long Leg SP – Short Point

Clipper® Regular (54) Series Carded Hooks



FASTENERS

GALVANIZED - 12" LENGTHS

HOOK SIZE	ORDERING NUMBER (BOX)	ITEM CODE	WT. PER BOX LBS.	HOOKS PER CARD	CARDS PER BOX	LACING INCHES PER BOX
2SP	2SPG	02168	1.2	84	12	144
2	2G	02154	1.2	84	12	144
3-1	3-1G	02196	1.3	84	12	144
3	3G	02182	1.3	84	12	144
3-4-1/2	3-4-1/2G	02206	1.3	84	12	144
4	4G	02216	1.4	84	12	144
4-2	4-2G	02232	1.4	84	12	144
4-1/2	4-1/2G	02300	1.5	84	12	144
5-3	5-3G	02339	1.8	84	12	144
5	5G	02323	1.8	84	12	144
6	6G	02348	2.2	84	12	144
7	7G	02363	2.3	84	12	144
WITH PINS						
2SP	2SPGNY	02169	1.2	84	12	144
2	2GNY	02155	1.2	84	12	144
3-1	3-1GNY	02197	1.3	84	12	144
3	3GNY	02183	1.3	84	12	144
3-4-1/2	3-4-1/2GNY	02210	1.3	84	12	144
4	4GNY	02217	1.4	84	12	144
4-2	4-2GNY	02233	1.4	84	12	144
4-1/2	4-1/2GW	02301	1.4	84	12	144
5	5GW	18227	1.8	84	12	144
6	6GW	18228	2.2	84	12	144
7	7GW	02365	2.3	84	12	144

NOTE: For Regular (54) Series Carded Hooks, wire diameter = .054" (1.4 mm).

For extra pin material see pages 17-19.

HIGH TENSILE - WITHOUT PINS - 12" LENGTHS

HOOK SIZE	ORDERING NUMBER (BOX)	ITEM CODE	WT. PER BOX LBS.	HOOKS PER CARD	CARDS PER BOX	LACING INCHES PER BOX
2SP	2SPHT	02173	1.2	84	12	144
2	2HT	02161	1.2	84	12	144
3-1	3-1HT	02198	1.3	84	12	144
3	3HT	02189	1.3	84	12	144
3	3HT-WIDE	05362	1.3	84	12	144
4	4HT	02223	1.4	84	12	144
4-2	4-2HT	02295	1.4	84	12	144
4-1/2-3	4-1/2-3HT	02316	1.4	84	12	144
4-1/2	4-1/2HT	02307	1.5	84	12	144
5-3	5-3HT	02342	1.8	84	12	144
5	5HT	02330	1.8	84	12	144
6	6HT	02355	2.2	84	12	144

RECTANGULAR HIGH TENSILE - WITHOUT PINS - 12" LENGTHS

HOOK SIZE	ORDERING NUMBER (BOX)	ITEM CODE	WT. PER BOX LBS.	HOOKS PER CARD	CARDS PER BOX	LACING INCHES PER BOX
4-1/2-3	4-1/2-3RHTX	02432	2.3	84	12	144
4-1/2	4-1/2RHTX	02429	2.3	84	12	144

Stock Items (non-shaded) standard lead time is 3 working days.

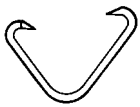
Made To Order Items (shaded) extended lead time, minimum order may apply.

Special Metals and Special Length Cards are available.

Request quote for price and delivery.

CLIPPER® ORDERING NUMBER REFERENCE

XSP	Extra Short Point
SP	Short Point
LP	Long Point
XLP	Extra Long Point
LL	Long Leg
SL	Short Leg
G	Galvanized
HT	High Tensile
RHTX	Rectangular Wire
S	430 Stainless Steel
SS	316 Stainless Steel



Clipper[®] Regular (54) Series Carded Hooks

FASTENERS

430 STAINLESS - 12" LENGTHS

HOOK SIZE	ORDERING NUMBER (BOX)	ITEM CODE	WT. PER BOX LBS.	HOOKS PER CARD	CARDS PER BOX	LACING INCHES PER BOX
WITHOUT PINS						
2SP	2SPS	02170	1.2	84	12	144
2	2S	02157	1.2	84	12	144
3-1	3-1S	02195	1.3	84	12	144
3	3S	02185	1.3	84	12	144
4	4S	02219	1.4	84	12	144
4-2	4-2S	02234	1.4	84	12	144
4-1/2	4-1/2S	02303	1.5	84	12	144
5-3	5-3S	02341	1.8	84	12	144
5	5S	02326	1.8	84	12	144
6	6S	02351	2.2	84	12	144
7	7S	02367	2.3	84	12	144
WITH PINS						
2SP	2SPSNYS	02171	1.2	84	12	144
2	2SNYS	02158	1.2	84	12	144
3	3SNYS	02186	1.3	84	12	144
4	4SNYS	02220	1.4	84	12	144
4-2	4-2SNYS	02294	1.4	84	12	144
4-1/2	4-1/2-SW	02304	1.5	84	12	144
5	5SW	02327	1.8	84	12	144
6	6SW	02352	2.2	84	12	144
7	7SW	02368	2.3	84	12	144

NOTE: For Regular (54) Series Carded Hooks, wire diameter = .054" (1.4 mm).

For extra pin material see pages 17-19.

316L STAINLESS - WITHOUT PINS - 12" LENGTHS

HOOK SIZE	ORDERING NUMBER (BOX)	ITEM CODE	WT. PER BOX LBS.	HOOKS PER CARD	CARDS PER BOX	LACING INCHES PER BOX
2SP	2SPSS	02172	1.2	84	12	144
2	2SS	02159	1.2	84	12	144
3-1	3-1SS	02397	1.3	84	12	144
3	3SS	02187	1.3	84	12	144
4	4SS	02221	1.4	84	12	144
4-1/2	4-1/2SS	02305	1.5	84	12	144
5	5SS	02328	1.8	84	12	144
6	6SS	02353	2.2	84	12	144
7	7SS	02370	2.3	84	12	144

BRONZE - WITHOUT PINS - 12" LENGTHS

HOOK SIZE	ORDERING NUMBER (BOX)	ITEM CODE	WT. PER BOX LBS.	HOOKS PER CARD	CARDS PER BOX	LACING INCHES PER BOX
2SP	2SPB	02175	1.2	84	12	144
2	2B	02164	1.2	84	12	144
3	3B	02193	1.3	84	12	144
4	4B	02227	1.4	84	12	144

MONEL[®] - WITHOUT PINS - 12" LENGTHS

HOOK SIZE	ORDERING NUMBER (BOX)	ITEM CODE	WT. PER BOX LBS.	HOOKS PER CARD	CARDS PER BOX	LACING INCHES PER BOX
2SP	2SPM	02174	1.2	84	12	144
2	2M	02163	1.2	84	12	144
3	3M	02191	1.3	84	12	144
4	4M	02225	1.4	84	12	144
4-1/2	4-1/2M	02310	1.5	84	12	144

Clipper® Point-of-Purchase Baler Hooks





POINT-OF-PURCHASE FASTENERS*

BELT WIDTH	ORDERING NUMBER (BOX)	ITEM CODE	WT. PER BOX LBS.	HOOKS PER CARD	CARDS PER BOX	PINS PER BOX	MIN. ORDER QTY.
#4½ RECTANGULAR HIGH TENSILE							
4"	4-1/2RHTX(26)W-8	01831	1.1	26	8	4	50
6½"	4-1/2RHTX(41)W-4	01846	1.1	41	4	2	50
7"	4-1/2RHTX(45)W-4	01847	1.1	45	4	2	50
#4½ - 3 POINT RECTANGULAR HIGH TENSILE							
7"	4-1/2-3RHTX(45)W-4	01848	1.1	45	4	2	50
#4½ - 4 POINT RECTANGULAR HIGH TENSILE							
6½"	4-1/2-4RHTX(42)W-4	01849	1.1	42	4	2	50
#3 - 4½ GALVANIZED							
4"	3-4-1/2G(26)W-8	01853	1.1	26	8	4	50
6½"	3-4-1/2G(42)W-4	01854	1.1	42	4	2	50
10"	3-4-1/2G(67)-10POP	02209	1.3	67	10	0	25

For extra pin material see pages 17-19.

* **NOTE:** Point-of-Purchase Baler hooks are made to order (shaded) and have a three week lead time. Boxes include pre-cut Duralink™ Pins as indicated.

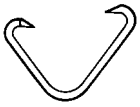
 **Stock Items** (non-shaded) standard lead time is 3 working days.

 **Made To Order Items** (shaded) extended lead time, minimum order may apply.

Special Metals and **Special Length** Cards are available. Request quote for price and delivery.

CLIPPER® ORDERING NUMBER REFERENCE

XSP	Extra Short Point
SP	Short Point
LP	Long Point
XLP	Extra Long Point
LL	Long Leg
SL	Short Leg
G	Galvanized
HT	High Tensile
RHTX	Rectangular Wire
S	430 Stainless Steel
SS	316 Stainless Steel



Clipper[®] 1 (40) Series Carded Hooks

FASTENERS

GALVANIZED - 6" LENGTHS

1 SERIES	HOOK SIZE	ORDERING NUMBER (BOX)	ITEM CODE	WT. PER BOX LBS.	HOOKS PER CARD	CARDS PER BOX	LACING INCHES PER BOX	
	WITHOUT PINS							
	1XSP (1D)	1XSPG6	02118	0.6	50	24	144	
	1SP (1A)	1SPG6	02267	0.6	50	24	144	
	1	1G6	02072	0.6	50	24	144	
	1LLXSP(1DLL)	1LLXSPG6	02119	0.6	50	24	144	
	1LLSP (1ALL)	1LLSPG6	02268	0.6	50	24	144	
	1LL	1LLG6	02073	0.6	50	24	144	
	WITH PINS							
	1XSP (1D)	1XSPG6NY	02120	0.6	50	24	144	
1SP (1A)	1SPG6NY	02269	0.6	50	24	144		
1	1G6NY	02075	0.6	50	24	144		
1LL	1LLG6NY	02076	0.6	50	24	144		

NOTE: For 1 (40) Series Carded Hooks, wire diameter = .040" (1.0 mm).

For extra pin material see pages 17-19.

GALVANIZED - 12" LENGTHS

1 SERIES	HOOK SIZE	ORDERING NUMBER (BOX)	ITEM CODE	WT. PER BOX LBS.	HOOKS PER CARD	CARDS PER BOX	LACING INCHES PER BOX	
	WITHOUT PINS							
	1XSP (1D)	1XSPG12	02139	0.6	96	12	144	
	1SP (1A)	1SPG12	02283	0.6	96	12	144	
	1	1G12	02100	0.6	96	12	144	
	1LLXSP (1DLL)	1LLXSPG12	02140	0.6	96	12	144	
	1LLSP (1ALL)	1LLSPG12	02284	0.6	96	12	144	
	1LL	1LLG12	02101	0.6	96	12	144	
	WITH PINS							
	1XSP (1D)	1XSPG12NY	02141	0.6	96	12	144	
1SP (1A)	1SPG12NY	02285	0.6	96	12	144		
1	1G12NY	02102	0.6	96	12	144		
1LL	1LLG12NY	02103	0.6	96	12	144		

HIGH TENSILE - WITHOUT PINS

1 SERIES	HOOK SIZE	ORDERING NUMBER (BOX)	ITEM CODE	WT. PER BOX LBS.	HOOKS PER CARD	CARDS PER BOX	LACING INCHES PER BOX	
	6" LENGTHS							
	1XSP (1D)	1XSPHT6	02133	0.6	50	24	144	
	1SP (1A)	1SPHT6	02278	0.6	50	24	144	
	1	1HT6	02089	0.6	50	24	144	
	1LL	1LLHT6	02090	0.6	50	24	144	
	12" LENGTHS							
	1XSP (1D)	1XSPHT12	02149	0.6	96	12	144	
	1SP (1A)	1SPHT12	02113	0.6	96	12	144	
	1	1HT12	02242	0.6	96	12	144	
1LLXSP (1DLL)	1LLXSPHT12	02150	0.6	96	12	144		
1LLSP (1ALL)	1LLSPHT12	02114	0.6	96	12	144		
1LL	1LLHT12	02243	0.6	96	12	144		

Clipper® 1 (40) Series Carded Hooks



FASTENERS

430 STAINLESS - 6" LENGTHS

1 SERIES	HOOK SIZE	ORDERING NUMBER (BOX)	ITEM CODE	WT. PER BOX LBS.	HOOKS PER CARD	CARDS PER BOX	LACING INCHES PER BOX	
	WITHOUT PINS							
	1XSP (1D)	1XSPS6	02126	0.6	50	24	144	
	1SP (1A)	1SPS6	02272	0.6	50	24	144	
	1	1S6	02079	0.6	50	24	144	
	1LL	1LLS6	02080	0.6	50	24	144	
	WITH PINS							
	1XSP (1D)	1XSPS6NYS	02128	0.6	50	24	144	
	1SP (1A)	1SPS6NYS	02274	0.6	50	24	144	
	1	1S6NYS	02081	0.6	50	24	144	
1LL	1LLS6NYS	02082	0.6	50	24	144		

NOTE: For 1 (40) Series Carded Hooks wire diameter = .040" (1.0 mm).


For extra pin material see pages 17-19.


430 STAINLESS - 12" LENGTHS

1 SERIES	HOOK SIZE	ORDERING NUMBER (BOX)	ITEM CODE	WT. PER BOX LBS.	HOOKS PER CARD	CARDS PER BOX	LACING INCHES PER BOX	
	WITHOUT PINS							
	1XSP (1D)	1XSPS12	02143	0.6	96	12	144	
	1SP (1A)	1SPS12	02287	0.6	96	12	144	
	1	1S12	02104	0.6	96	12	144	
	1LLXSP (1DLL)	1LLXSPS12	02144	0.6	96	12	144	
	1LLSP (1ALL)	1LLSPS12	02288	0.6	96	12	144	
	1LL	1LLS12	02105	0.6	96	12	144	
	WITH PINS							
	1XSP (1D)	1XSPS12NYS	02145	0.6	96	12	144	
1SP (1A)	1SPS12NYS	02289	0.6	96	12	144		
1	1S12NYS	02106	0.6	96	12	144		

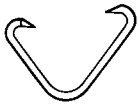
316L STAINLESS - WITHOUT PINS

1 SERIES	HOOK SIZE	ORDERING NUMBER (BOX)	ITEM CODE	WT. PER BOX LBS.	HOOKS PER CARD	CARDS PER BOX	LACING INCHES PER BOX	
	6" LENGTHS							
	1XSP (1D)	1XSPSS6	02130	0.6	50	24	144	
	1SP (1A)	1SPSS6	02275	0.6	50	24	144	
	1	1SS6	02083	0.6	50	24	144	
	1LL	1LLSS6	02084	0.6	50	24	144	
	12" LENGTHS							
	1XSP (1D)	1XSPSS12	02146	0.6	96	12	144	
	1SP (1A)	1SPSS12	02110	0.6	96	12	144	
	1	1SS12	02239	0.6	96	12	144	
1LLXSP (1DLL)	1LLXSPSS12	02147	0.6	96	12	144		
1LLSP (1ALL)	1LLSPSS12	02111	0.6	96	12	144		
1LL	1LLSS12	02240	0.6	96	12	144		

 **Stock Items** (non-shaded) standard lead time is 3 working days.

 **Made To Order Items** (shaded) extended lead time, minimum order may apply.

Special Metals and **Special Length** Cards are available. Request quote for price and delivery.



Clipper® 36, 30, & AP Series Hooks

FASTENERS

316L STAINLESS - WITHOUT PINS - 12" LENGTHS

36	HOOK SIZE	ORDERING NUMBER (BOX)	ITEM CODE	WT. PER BOX LBS.	HOOKS PER CARD	CARDS PER BOX	LACING INCHES PER BOX
	36SP	36SPSS	02382	0.8	120	12	144
36LLSP	36LLSPSS	02383	1.0	120	12	144	
36	36SS	02378	0.8	120	12	144	
36LL	36LLSS	02379	0.8	120	12	144	
36LLLP	36LLLPSS	02386	0.8	120	12	144	

NOTE: For 36 Series Hooks
wire diameter = .036" x .027"
(0.9 mm x 0.7 mm).

For 30 Series Hooks
wire diameter = .030" (0.8 mm).

For AP Series Hooks,
wire diameter = .047" (1.2 mm).

For extra pin material see pages 17-19.

HASTELLOY - WITHOUT PINS - 12" LENGTHS

36	HOOK SIZE	ORDERING NUMBER (BOX)	ITEM CODE	WT. PER BOX LBS.	HOOKS PER CARD	CARDS PER BOX	LACING INCHES PER BOX
	36SP	36SPH	02384	0.8	120	12	144
36LLSP	36LLSPH	02385	1.0	120	12	144	
36	36H	02380	0.8	120	12	144	
36LL	36LLH	02381	1.0	120	12	144	

CLIPPER® ORDERING NUMBER REFERENCE

XSP	Extra Short Point
SP	Short Point
LP	Long Point
XLP	Extra Long Point
LL	Long Leg
SL	Short Leg
G	Galvanized
HT	High Tensile
RHTX	Rectangular Wire
S	430 Stainless Steel
SS	316 Stainless Steel

316L STAINLESS – WITHOUT HINGE PINS – 12" LENGTHS

30	ORDERING NUMBER (BOX)	ITEM CODE	WT. PER BOX LBS.	HOOKS PER CARD	CARDS PER BOX	LACING INCHES PER BOX
	30SS	18180	1.0	120	24	288
30PSS	18181	1.0	120	24	288	
30LSS	18182	1.2	120	24	288	
30LPSS	18183	1.3	120	24	288	

AP CARDED HOOKS LOW PROFILE 316 STAINLESS – WITHOUT HINGE PINS – 12" LENGTHS

4-6	ORDERING NUMBER (BOX)	ITEM CODE	WT. PER BOX LBS.	HOOKS PER CARD	CARDS PER BOX	LACING INCHES PER BOX
	4APSS	18904	1.4	84	12	144
5APSS	18905	1.5	84	12	144	
6APSS	18906	1.8	84	12	144	
6APPSS	18907	1.9	84	12	144	

Clipper® 25 Series Hooks



FASTENERS

GALVANIZED - 6" LENGTHS

25 SERIES	HOOK SIZE	ORDERING NUMBER (BOX)	ITEM CODE	WT. PER BOX LBS.	HOOKS PER CARD	CARDS PER BOX	LACING INCHES PER BOX
	WITHOUT PINS						
	25	25G6	01746	0.8	85	48	288
	25LP	25LPG6	01985	0.8	85	48	288
	25LL	25LLG6	01748	0.8	85	24	144
WITH PINS							
	25	25G6NY	01752	0.8	85	48	288
	25LP	25LPG6NY	01987	0.8	85	48	288
	25LL	25LLG6NY	01754	0.8	85	24	144

NOTE: For 25 Series Hooks, wire diameter = .025" (.64 mm).

For extra pin material see pages 17-19.

GALVANIZED - 12" LENGTHS


25 SERIES	HOOK SIZE	ORDERING NUMBER (BOX)	ITEM CODE	WT. PER BOX LBS.	HOOKS PER CARD	CARDS PER BOX	LACING INCHES PER BOX
	WITHOUT PINS - 12 Cards/Box						
	25	25G12	01810	0.8	179	12	144
	25LP	25LPG12	02006	0.8	179	12	144
	25LL	25LLG12	01811	1.1	179	12	144
WITH PINS - 12 Cards/Box							
	25	25G12NY	01813	0.8	179	12	144
	25LP	25LPG12NY	02008	0.8	179	12	144
	25LL	25LLG12NY	01814	1.1	179	12	144


316L STAINLESS - 6" LENGTHS

25 SERIES	HOOK SIZE	ORDERING NUMBER (BOX)	ITEM CODE	WT. PER BOX LBS.	HOOKS PER CARD	CARDS PER BOX	LACING INCHES PER BOX
	WITHOUT PINS						
	25	25SS6	01764	0.8	85	48	288
	25LP	25LPSS6	01990	0.8	85	48	288
	25LL	25LLSS6	01766	0.8	85	24	144
WITH PINS							
	25	25SS6NYS	01772	0.8	85	48	288
	25LP	25LPSS6NYS	01993	0.8	85	48	288
	25LL	25LLSS6NYS	01774	0.8	85	24	144

316L STAINLESS - 12" LENGTHS

25 SERIES	HOOK SIZE	ORDERING NUMBER (BOX)	ITEM CODE	WT. PER BOX LBS.	HOOKS PER CARD	CARDS PER BOX	LACING INCHES PER BOX
	WITHOUT PINS - 12 Cards/Box						
	25	25SS12	01817	0.8	179	12	144
	25LP	25LPSS12	02010	0.8	179	12	144
	25LL	25LLSS12	01818	0.8	179	12	144
WITH PINS - 12 Cards/Box							
	25	25SS12NYS	01821	0.8	179	12	144
	25LP	25LPSS12NYS	02012	0.8	179	12	144

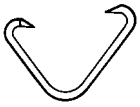
 **Stock Items** (non-shaded) standard lead time is 3 working days.

 **Made To Order Items** (shaded) extended lead time, minimum order may apply.

Special Metals and **Special Length** Cards are available. Request quote for price and delivery.

CLIPPER® ORDERING NUMBER REFERENCE

XSP	Extra Short Point
SP	Short Point
LP	Long Point
XLP	Extra Long Point
LL	Long Leg
SL	Short Leg
G	Galvanized
HT	High Tensile
RHTX	Rectangular Wire
S	430 Stainless Steel
SS	316 Stainless Steel



Clipper® 25 Series Hooks

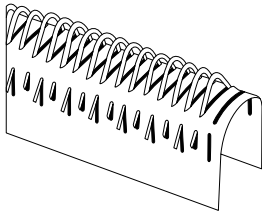
NOTE: #25 Hooks are available with Long Point. Contact Customer Service for information.

For extra pin material see pages 17-19.

PRECUT #25 HOOKS (with Pins)

25 SERIES	GALVANIZED					NYLOSTEEL PINS		NYLON PLUS PINS		
	BELT WIDTH		WT. PER BOX LBS.	HOOKS PER CARD	CARDS PER BOX	LACING INCHES PER BOX	ORDERING NUMBER (BOX)	ITEM CODE	ORDERING NUMBER (BOX)	ITEM CODE
	in.	mm.								
11/32	8.5	0.2	3 & 4	200	69	25G11/32NY	01805	25G11/32NP	01808	
7/16	11	0.2	4 & 5	200	87.5	25G7/16NY	01833	25G7/16NP	01835	
1/2	12.5	0.2	5 & 6	200	100	25G1/2NY	01837	25G1/2NP	01839	
5/8	16	0.3	7 & 8	200	125	25G5/8NY	01841	25G5/8NP	01843	
3/4	19	0.3	8 & 9	200	150	25G3/4NY	01859	25G3/4NP	01862	
7/8	22.5	0.4	10 & 11	200	175	25G7/8NY	01864	25G7/8NP	01867	
1	25.5	0.5	12 & 13	200	200	25G1NY	01871	25G1NP	01876	
1-1/4	32	0.6	15 & 16	200	250	25G1-1/4NY	01884	25G1-1/4NP	01888	
1-1/2	38.5	0.7	19 & 20	200	300	25G1-1/2NY	01891	25G1-1/2NP	01895	
1-3/4	44.5	0.8	22 & 23	200	350	25G1-3/4NY	01911			
1-7/8	48	0.9	24 & 25	200	375	25G1-7/8NY	01917	25G1-7/8NP	01924	
2	51	0.9	26 & 27	200	400	25G2NY	01926	25G2NP	01936	
2-1/4	57.5	1.1	30 & 31	200	450	25G2-1/4NY	01939			
2-1/2	63.5	1.1	33 & 34	200	500	25G2-1/2NY	01946	25G2-1/2NP	01950	
2-3/4	70	1.3	37 & 38	200	550	25G2-3/4NY	01954			
3	76.5	1.4	39 & 40	200	600	25G3NY	01963	25G3NP	01975	
3-1/4	83	0.8	42 & 43	100	325	25G3-1/4NY	01828			
3-1/2	89	0.8	46 & 47	100	350	25G3-1/2NY	01786	25G3-1/2NP	01795	
4	102	1.0	54 & 55	100	400	25G4NY	01732	25G4NP	01739	
4-1/2	115	1.2	61 & 62	100	450	25G4-1/2NY	01798	25G4-1/2NP	01803	

25 SERIES	316L STAINLESS STEEL					NYLOSTEEL PINS		NYLON PLUS PINS		
	BELT WIDTH		WT. PER BOX LBS.	HOOKS PER CARD	CARDS PER BOX	LACING INCHES PER BOX	ORDERING NUMBER (BOX)	ITEM CODE	ORDERING NUMBER (BOX)	ITEM CODE
	in.	mm.								
5/8	16	0.3	7 & 8	200	125	25SS5/8NYS	01845			
3/4	19	0.3	8 & 9	200	150	25SS3/4NYS	01861			
1	25.5	0.5	12 & 13	200	200	25SS1NYS	01879			
1-1/4	32	0.6	15 & 16	200	250	25SS1-1/4NYS	01887	25SS1-1/4NP	01907	
1-1/2	38.5	0.7	19 & 20	200	300	25SS1-1/2NYS	01898	25SS1-1/2NP	01771	
1-7/8	48	0.9	24 & 25	200	375	25SS1-7/8NYS	01920			
2	51	0.9	26 & 27	200	400	25SS2NYS	01933	25SS2NP	01938	
2-1/4	57.5	1.1	30 & 31	200	450	25SS2-1/4NYS	01941			
2-1/2	63.5	1.1	33 & 34	200	500	25SS2-1/2NYS	01949	25SS2-1/2NP	01952	
2-3/4	70	1.3	37 & 38	200	550	25SS2-3/4NYS	01958			
3	76.5	1.4	39 & 40	200	600	25SS3NYS	01970	25SS3NP	01977	
3-1/2	89	0.8	46 & 47	100	350	25SS3-1/2NYS	01793			
4	102	1.0	54 & 55	100	400	25SS4NYS	01744			



See pages 29-31 for Clipper® Laundry Patch System.

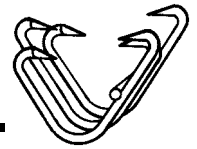
Stock Items (non-shaded) standard lead time is 3 working days.

Made To Order Items (shaded) extended lead time, minimum order may apply.

Special Metals and **Special Length Cards** are available. Request quote for price and delivery.

CLIPPER® ORDERING NUMBER REFERENCE

XSP	Extra Short Point
SP	Short Point
LP	Long Point
XLP	Extra Long Point
LL	Long Leg
SL	Short Leg
G	Galvanized
HT	High Tensile
RHTX	Rectangular Wire
S	430 Stainless Steel
SS	316 Stainless Steel



430 STAINLESS - WITHOUT PINS

UX-1, U2SP-U7	HOOK SIZE	ORDERING NUMBER (BOX)	ITEM CODE	WT. PER BOX LBS.	HOOKS PER STRIP	STRIPS PER BOX	LACING INCHES PER BOX	
	6" STRIPS - 24 STRIPS PER BOX							
	UX-1SP	UX1SPS6	01183	0.7	44	24	144	
	UX-1	UX1S6	01178	0.7	44	24	144	
	U3-1	U3-1S6	01143	1.3	38	24	144	
	U3-2	U3-2S6	01230	1.3	38	24	144	
	U3	U3S6	01254	1.3	38	24	144	
	12" STRIPS - 12 STRIPS PER BOX							
	UX-1SP	UX1SPS12	01184	0.7	96	12	144	
	UX-1	UX1S12	01179	0.8	96	12	144	
UX-1LLSP	UX1LLSPS12	01338	1.0	96	12	144		
UX-1LL	UX1LLS12	01336	1.0	96	12	144		
U2SP	U2SPS12	18851	1.2	84	12	144		
U2	U2S12	18400	1.2	84	12	144		
U3	U3S12	01255	1.3	84	12	144		
U3RHTS	U3RHTS12	05340	1.3	84	12	144		
U3-1	U3-1S12	01144	1.3	84	12	144		
U3-1RHTS	U3-1RHTS12	05338	1.3	84	12	144		
U3-2	U3-2S12	01231	1.3	84	12	144		
U3-2RHTS	U3-2RHTS12	05339	1.3	84	12	144		
U4	U4S12	01283	1.7	84	12	144		
U5	U5S12	01305	1.8	84	12	144		
U6	U6S12	18404	1.9	84	12	144		
U7	U7S12	01294	2.0	84	12	144		
24" STRIPS - 10 STRIPS PER BOX								
UX-1SP	UX1SPS24	01355	1.3	188	10	240		
UX-1	UX1S24	01356	1.3	188	10	240		
UX-1LLSP	UX1LLSPS24	01359	1.4	188	10	240		
UX-1LL	UX1LLS24	01360	1.4	188	10	240		
U2SP	U2SPS24	18854	2.0	162	10	240		
U2	U2S24	18477	2.0	162	10	240		
U3-1	U3-1S24	01363	2.2	162	10	240		
U3-1RHTS	U3-1RHTS24	05341	1.3	162	10	240		
U3-2	U3-2S24	01361	2.2	162	10	240		
U3-2RHTS	U3-2RHTS24	05342	1.3	162	10	240		
U3	U3S24	18478	2.2	162	10	240		
U3RHTS	U3RHTS24	05343	1.3	162	10	240		
U4	U4S24	18479	2.5	162	10	240		
U5	U5S24	01351	2.8	162	10	240		
U6	U6S24	05414	3.0	162	10	240		

COATED STEEL™ - WITHOUT PINS

U1-U5	HOOK SIZE	ORDERING NUMBER (BOX)	ITEM CODE	WT. PER BOX LBS.	HOOKS PER STRIP	STRIPS PER BOX	LACING INCHES PER BOX	
	6" STRIPS - 24 STRIPS PER BOX							
	U3-1	U3-1C6	01137	1.3	38	24	144	
	U3-2	U3-2C6	01125	1.3	38	24	144	
	U3	U3C6	01250	1.3	38	24	144	
	12" STRIPS - 12 STRIPS PER BOX							
	U2SP	U2SPC12	18850	1.2	84	12	144	
	U2	U2C12	18370	1.2	84	12	144	
	U3-1	U3-1C12	01138	1.3	84	12	144	
	U3-2	U3-2C12	01126	1.4	84	12	144	
U3	U3C12	01251	1.3	84	12	144		
U4	U4C12	01279	1.7	84	12	144		
U5	U5C12	01301	1.8	84	12	144		
U6	U6C12	18374	1.9	84	12	144		
24" STRIPS - 10 STRIPS PER BOX								
U2	U2C24	18453	2.0	162	10	240		
U3-1	U3-1C24	01364	2.2	162	10	240		
U3-2	U3-2C24	01362	2.2	162	10	240		
U3	U3C24	18454	2.2	162	10	240		
U4	U4C24	18455	2.5	162	10	240		
U5	U5C24	01352	2.8	162	10	240		

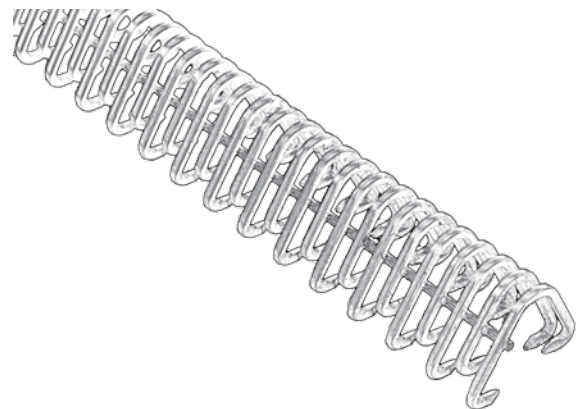
STAINLESS RECTANGULAR HIGH TENSILE - WITHOUT PINS

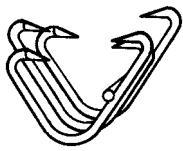
U3	HOOK SIZE	ORDERING NUMBER (BOX)	ITEM CODE	WT. PER BOX LBS.	HOOKS PER STRIP	STRIPS PER BOX	LACING INCHES PER BOX	
	12" STRIPS - 12 STRIPS PER BOX							
	U3-1	U3-1RHTS12	05338	1.3	84	12	144	
	U3-2	U3-2RHTS12	05339	1.4	84	12	144	
	U3	U3-RHTS12	05340	1.3	84	12	144	
	24" STRIPS - 10 STRIPS PER BOX							
	U3-1	U3-1RHTS24	05341	2.2	162	10	240	
	U3-2	U3-2RHTS24	05342	2.2	162	10	240	
	U3	U3-RHTS24	05343	2.2	162	10	240	

NOTE: For U2SP-U7 Hooks, wire diameter = .054" (1.4 mm).
 For UX1 Hooks, wire diameter = .040" (1.0 mm).
 For UCM-36 Hooks, wire diameter = .036" x .027" (0.9 mm x 0.7 mm).

HOOK SIZE EXPLANATION:
 U3-1 = #3 Leg with #1 point
 U3-2 = #3 Leg with #2 point
 U2 = #2 Leg with #2 point

For extra pin material see pages 17-19.





Clipper® Unibar® Hooks

316L STAINLESS - WITHOUT PINS

UCM36, UX-1, U2-U5	HOOK SIZE	ORDERING NUMBER (BOX)	ITEM CODE	WT. PER BOX LBS.	HOOKS PER STRIP	STRIPS PER BOX	LACING INCHES PER BOX	
	6" STRIPS - 24 STRIPS PER BOX							
	UX-1SP	UX1SPSS6	01193	0.7	44	24	144	
	UX-1	UX1SS6	01188	0.8	44	24	144	
	12" STRIPS - 12 STRIPS PER BOX							
	UCM36 SLXSP	UCM36SLXSPSS12	01315	0.8	120	12	144	
	UCM36 SLSP	UCM36SLSPSS12	01313	0.8	120	12	144	
	UCM36 XSP	UCM36XSPSS12	01312	0.8	120	12	144	
	UCM36 SP	UCM36SPSS12	01314	0.8	120	12	144	
	UCM36	UCM36SS12	01309	1.0	120	12	144	
UCM36LP	UCM36LPSS12	01317	0.9	120	12	144		
UCM36LLSP	UCM36LLSPSS12	01318	0.9	120	12	144		
UCM36LL	UCM36LLSS12	01308	1.0	120	12	144		
UX-1SP	UX1SPSS12	01194	0.7	96	12	144		
UX-1	UX1SS12	01189	0.8	96	12	144		
UX-1LLSP	UX1LLSPSS12	01342	1.0	96	12	144		
UX-1LL	UX1LLSS12	01340	1.0	96	12	144		
UA2	UA2SS12	01292	1.1	120	12	144		
UA3	UA3SS12	01293	1.1	120	12	144		
U2	U2SS12	18427	1.2	84	12	144		
U3	U3SS12	01258	1.6	84	12	144		
U4	U4SS12	18429	1.8	84	12	144		
U5	U5SS12	18430	1.8	84	12	144		
U6	U6SS12	18431	1.9	84	12	144		
24" STRIPS - 10 STRIPS PER BOX								
UX-1SP	UX1SPSS24	01354	1.0	188	10	240		
UX-1	UX1SS24	01353	0.8	188	10	240		
UX-1LLSP	UX1LLSPSS24	01358	1.0	188	10	240		
UX-1LL	UX1LLSS24	01357	1.0	188	10	240		
U2	U2SS24	18507	2.0	162	10	240		
U3	U3SS24	18508	2.1	162	10	240		
U4	U4SS24	18509	2.2	162	10	240		
24" STRIPS - 12 STRIPS PER BOX								
UCM36 SLXSP	UCM36SLXSPSS24	01319	1.3	234	12	288		
UCM36 SLSP	UCM36SLSPSS24	01320	1.3	234	12	288		
UCM36 XSP	UCM36XSPSS24	01321	1.4	234	12	288		
UCM36 SP	UCM36SPSS24	01322	1.4	234	12	288		
UCM36	UCM36SS24	01323	1.4	234	12	288		
UCM36LP	UCM36LPSS24	01385	1.4	234	12	288		
UCM36LLSP	UCM36LLSPSS24	01324	1.6	234	12	288		
UCM36LL	UCM36LLSS24	01325	1.6	234	12	288		

For extra pin material see pages 17-19.

CLIPPER® ORDERING NUMBER REFERENCE

XSP	Extra Short Point
SP	Short Point
LP	Long Point
XLP	Extra Long Point
LL	Long Leg
SL	Short Leg
G	Galvanized
HT	High Tensile
RHTX	Rectangular Wire
S	430 Stainless Steel
SS	316 Stainless Steel

COATED STEEL™ - WITH PINS

U2-U6	HOOK SIZE	ORDERING NUMBER (BOX)	ITEM CODE	WT. PER BOX LBS.	HOOKS PER STRIP	STRIPS PER BOX	LACING INCHES PER BOX
	12" STRIPS - 12 STRIPS PER BOX						
U2	U2C12NP	18540	1.2	84	12	144	
U3	U3C12NP	18541	1.4	84	12	144	
U4	U4C12NP	18542	1.6	84	12	144	
U5	U5C12NP	18543	1.9	84	12	144	
U6	U6C12NP	18544	2.1	84	12	144	

Stock Items (non-shaded) standard lead time is 3 working days.

Made To Order Items (shaded) extended lead time, minimum order may apply.

Special Metals and Special Length Cards are available. Request quote for price and delivery.

Clipper® Hinge Pins



HINGE PIN SPECIFICATIONS

Pin Diameter	.065" (1/16") 1.7 mm (previously #25)	.093" (3/32") 2.4 mm (previously #13)	.109" (7/64") 2.8 mm (previously #12)	.125" (1/8") 3.2 mm (previously #11)	.156" (5/32") 4.0 mm (previously #9)
Clipper® Hook Size	25's, 36's, 1's, UCM36's, UX-1's	2, 3, U2SP, U2 U3-1, U3-2, U3	4 & U4	4 ½, 5, U5	6, 7, U6 & U7

Hinge Pin Types	Abbreviation	Pin Wear Factor	Hook Wear Factor	Rigidity	Magnetic	Flexibility	Food Grade Material	Composition
Nylosteel	NY	Good	Good	Good	Yes	Good	No	Nylon & music wire
Nylostainless	NYS	Good	Good	Good	Slightly	Good	Yes	Nylon & 300SS spring wire
Nylon Covered Cable	NCS	Good	Good	Average	Slightly	Good	Yes	Nylon & 300SS cable
Music Wire	MW	Good	Poor	Excellent	Yes	Poor	No	High-carbon spring-tempered steel
Cold-Rolled Steel	Smooth - SM Notched - N	Average	Fair	Excellent	Yes	Fair to Poor	No	Mild cold-rolled steel
Stainless Steel	Smooth - SMS Notched - NS	Average	Fair	Excellent	Slightly	Fair to Poor	Yes	302 or 300 stainless steel
Duralink™	DL	Excellent	Excellent	Average	Slightly	Good	No	Wear-resistant nylon & 300SS cable
Bare Stainless Cable	SMSC	Average	Fair	Average	Slightly	Good	Yes	300SS cable
DuraStainless™	DSS	Excellent	Excellent	Good	Slightly	Good	No	Wear resistant nylon & 300SS spring wire
Nylon Plus	NP	Good	Excellent	Fair	No	Excellent	Yes	Nylon

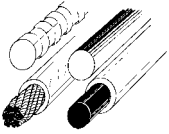
PINPAK™ 100



(100 ft. of hinge pin with dispenser)

PIN DIAMETER	ORDERING NUMBER	ITEM CODE	WT. LBS.	PIN DIAMETER	ORDERING NUMBER	ITEM CODE	WT. LBS.	PIN DIAMETER	ORDERING NUMBER	ITEM CODE	WT. LBS.
NYLOSTEEL				NYLOSTAINLESS				NYLON COVERED CABLE			
.053	NY053-C	18700	1.6	.053	NYS053-C	18701	1.6	.053	NCS065-C	02751	1.7
.065	NY065-C	02598	1.6	.065	NYS065-C	02649	1.6	.065	NCS065-C	02751	1.7
.079	NY079-C	18720	1.8	.079	NYS079-C	18721	1.8	.079	NCS065-C	02751	1.7
.093	NY093-C	02628	2.0	.093	NYS093-C	02670	2.0	.093	NCS093-C	02767	1.7
.109	NY109-C	02622	2.1	.109	NYS109-C	02664	2.1	.109	NCS125-C	02762	3.0
.125	NY125-C	02614	2.2	.125	NYS125-C	02658	2.2	.125	NCS125-C	02762	3.0
.156	NY156-C	02607	2.5	.156	NYS156-C	02652	2.5	.156	NCS156-C	02756	3.3
NYLON PLUS				DURALINK™				DURASTAINLESS™			
.053	NP053-C	02863	1.6	.065	DL065-C	02726	1.8	.065	DSS065-C	02826	1.8
.065	NP065-C	02854	1.6	.093	DL093-C	02743	2.1	.093	DSS093-C	02830	2.1
.079	NP079-C	02872	1.8	.109	DL109-C	02737	2.2	.109	DSS109-C	02834	2.2
.093	NP093-C	02867	2.0	.125	DL125-C	02732	2.3				
.109	NP109-C	02861	2.1								
.125	NP125-C	02864	2.2								
.156	NP156-C	02873	2.5								



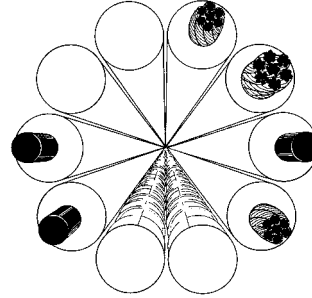


Clipper® Hinge Pins

NYLON COVERED LEADER ASSEMBLIES

PIN DIAMETER	ORDERING NUMBER	ITEM CODE	PIN LENGTH	LEADER LENGTH
NYLON COVERED CABLE				
.065	NCS065X10FT-W/10FT	05021	10	10
.065	NCS065X25FT-W/5FT	05022	25	5
.093	NCS093X5FT-W/5FT	05194	5	5
.093	NCS093X10FT-W/10FT	05023	10	10
.093	NCS093X15FT-W/2FT	05195	15	2
.093	NCS093X25FT-W/5FT	05024	25	5
.093	NCS093X25FT-W/10FT	05025	25	10
.093	NCS093X50FT-W/4FT	05196	50	4
DURALINK™				
.065	DL065X25FT-W/5FT	05193	25	5
.093	DL093X10FT-W/10FT	05020	10	10
.093	DL093X25FT-W/5FT	05019	25	5

Other sizes can be custom ordered.



12" PRE-CUT PINS

(24 pins per package)

PIN DIAMETER	ORDERING NUMBER	ITEM CODE	ORDERING NUMBER	ITEM CODE	ORDERING NUMBER	ITEM CODE
NYLOSTEEL			NYLOSTAINLESS		NYLON PLUS	
.065	NY065-12	02592	NYS065-12	02644	NP065-12	02847
.093	NY093-12	02625	NYS093-12	02668	NP093-12	02865
.109	NY109-12	02619	NYS109-12	02662	NP109-12	02859
.125	NY125-12	02611	NYS125-12	02656	NP125-12	02833
.156	NY156-12	02600	NYS156-12	02650	NP156-12	02832

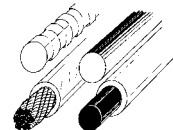
HINGE PIN TOOLS

DESCRIPTION	ORDERING NUMBER	ITEM CODE
Pin and Cable Cutter	APC-1	50004
Pin and Cable Stripper	CABLE STRIPPER	03241

.065" PRE-CUT PINS

BELT WIDTH		PINS/PACKAGE	ORDERING NUMBER	ITEM CODE	ORDERING NUMBER	ITEM CODE
in.	mm.	NYLOSTEEL			NYLOSTAINLESS	
5/8"	16	100			NYS065-5/8-100	02632
3/4"	19	100	NY065-3/4-100	02576		
7/8"	22.5	100	NY065-7/8-100	02574		
1"	25.5	100	NY065-1-100	02577	NYS065-1-100	02637
1 1/4"	32	100	NY065-1-1/4-100	02578	NYS065-1-1/4-100	02633
1 1/2"	38.5	100	NY065-1-1/2-100	02579	NYS065-1-1/2-100	02634
1 3/4"	44.5	100	NY065-1-3/4-100	02580		
1 7/8"	48	100	NY065-1-7/8-100	02581	NYS065-1-7/8-100	02635
2"	51	100	NY065-2-100	02582	NYS065-2-100	02638
2 1/4"	57.5	100	NY065-2-1/4-100	02583	NYS065-2-1/4-100	02639
2 1/2"	63.5	100	NY065-2-1/2-100	02584	NYS065-2-1/2-100	02640
2 3/4"	70	100	NY065-2-3/4-100	02585		
3"	76.5	100	NY065-3-100	02586	NYS065-3-100	02641
3 1/4"	83	50	NY065-3-1/4-50	02587	NYS065-3-1/4-50	02636
3 1/2"	87	50	NY065-3-1/2-50	02588		
4"	102	50	NY065-4-50	02589	NYS065-4-50	02642
4 1/2"	115	50	NY065-4-1/2-50	02590		
6"	152	24	NY065-6-24	02591	NYS065-6-24	02643

Stock Items (non-shaded) carried in factory inventory.
 Made To Order Items (shaded) have added lead time.
Non-Listed Items are available.
 Request quote for price and delivery.



HINGE PINS IN COILS

(25 ft. minimum)

PIN DIAMETER	ORDERING NUMBER	ITEM CODE	ORDERING NUMBER	ITEM CODE	ORDERING NUMBER	ITEM CODE
NYLOSTEEL			NYLOSTAINLESS		NYLON COVERED CABLE	
.053	NY053	02594	NYS053	02645	NCS065	02750
.065	NY065	02597	NYS065	02648		
.079	NY079	02595	NYS079	02646		
.093	NY093	02627	NYS093	02669	NCS093	02766
.109	NY109	02621	NYS109	02663	NCS125	02761
.125	NY125	02613	NYS125	02657	NCS156	02755
.156	NY156	02606	NYS156	02651		
DURALINK™			DURASTAINLESS™			
.065	DL065	02725	DSS065	02727		
.079	DL079	04316				
.093	DL093	02742	DSS093	02744		
.109	DL109	02736	DSS109	02738		
.125	DL125	02731				
SMOOTH STEEL			NOTCHED STEEL		SMOOTH SS	
.040					SMS040	02772
.054	SM054	02771	N054	02775	SMS054	02779
.093	SM093	02773	N093	02777	SMS093	02781
NOTCHED SS			NYLON PLUS		BARE SS CABLE	
.053/.054	NS054	02783	NP053	02868	SMSC065	02769
.065			NP065	02853		
.079			NP079	02869		
.093	NS093	02784	NP093	02866	SMSC093	02770
.109			NP109	02860		
.125			NP125	02870		
.156			NP156	02871		


NOTE: For coils less than 25 ft., call Flexco Customer Service.

MUSIC WIRE

PIN DIAMETER	DESCRIPTION	ORDERING NUMBER	ITEM CODE
.043"	Per Foot	MW043	02787
.054"	Per Foot	MW054	02788
.072"	12 Foot Lengths	MW072	02789
.090"	12 Foot Lengths	MW090	02791
.090"	100 Foot Lengths	MW090-100	02790

STRIPPED LEADERS

DESCRIPTION	ORDERING NUMBER	ITEM CODE
.093 x 123" Nylosteel with 63" Stripped Leader	NY093-123	02629
.093 x 246" Nylosteel with 63" Stripped Leader	NY093-246	02630
.093 x 100' Nylosteel with 63" Stripped Leader	NY093-100	02631
.093 x 123" DuraStainless™ with 63" Stripped Leader	DSS093-123	04093
.093 x 246" DuraStainless™ with 63" Stripped Leader	DSS093-246	04094



How Clipper® G Series™ Lacing Works

Clipper® G Series™ Lacing is precision-stamped belt lacing from 316L stainless steel, ensuring a consistent 4.00 mm pitch over the entire length of the lace. The staggered leg geometry features four alternating point levels between the top and bottom of the lace which provides varying points of penetration

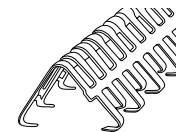
versus a continuous line, increasing the strength and durability of the splice.

G Series is machine-applied for consistent compression, resulting in a uniform and flat splice, even with belts that are prone to belt wave. Corrugated stainless steel hinge pins prevent migration during use.

Applications	Installation Method	What You Need for Installation
<ul style="list-style-type: none"> • Food Manufacturing • Agriculture Equipment • Package and Parts Handling • Filter Media • Slider Bed Systems 	<p>Clipper G Series Lacing can be installed with the Pro 600 or 6000 production lacers, Roller Lacer®, Roller Lacer® Gold Class™, or with a Clipper® Microlacer®.</p>	<ul style="list-style-type: none"> • G Series Lacing • Hinge Pin • Installation Tool • G Series Face Strip or Comb
How to Specify the Correct G Series™ Lacing	Fastener Metal Selection	Hinge Pin Selection
<ol style="list-style-type: none"> 1. Measure your Belt Thickness. 2. Measure the Diameter of the Smallest Pulley in your Drive with Belt Wrap more than 90°. 3. Choose the fastener size that is appropriate for your specifications in the selection chart below. 	<p>Stainless Steel. Type 316 Stainless Steel offers more resistance than galvanized steel to abrasion, acids, chemicals, rusting, and magnetic attraction.</p>	<p>CSSP Corrugated Stainless Steel - for all sizes of G Series belt lacing.</p>

Fastener and Pin Size Selection Chart

Minimum Pulley Diameter	Material Thickness		Hinge Pin Size		Belt Thickness					
	in.	mm	in.	mm	.059" (1.5 mm)	.078" (2.0 mm)	.098" (2.5 mm)	.118" (3.0 mm)	.138" (3.5 mm)	.197" (5.0 mm)
1.6" (40 mm)	.019	.50	.047	1.20	G005A					
	.029	.75	.055	1.40		G005				
2.0" (50 mm)	.019	.50	.047	1.20	G006A					
	.029	.75	.055	1.40			G006			
3.0" (75 mm)	.039	1.0	.079	2.00				G008		




LACING

AISI 316 STAINLESS LACING WITH PINS

	SIZE	ORDERING NUMBER	ITEM CODE	WT. PER BOX LBS.	STRIPS PER BOX	STRIP LENGTH	
						in.	mm
G005, G006, G008	G005A	G005A-SS-300W-12/BX	05492	0.53	12	12"	300
		G005A-SS-600W-8/BX	05493	0.97	8	24"	600
		G005A-SS-900W-8/BX	05494	1.46	8	36"	900
		G005A-SS-1200W-8/BX	05495	1.94	8	48"	1200
		G005A-SS-1500W-8/BX	05496	2.34	8	60"	1500
	G005	G005-SS-300W-12/BX	05497	0.71	12	12"	300
		G005-SS-600W-8/BX	05498	1.15	8	24"	600
		G005-SS-900W-8/BX	05499	1.74	8	36"	900
		G005-SS-1200W-8/BX	05500	2.34	8	48"	1200
		G005-SS-1500W-8/BX	05501	2.82	8	60"	1500
	G006A	G006A-SS-300W-12/BX	05502	0.71	12	12"	300
		G006A-SS-600W-8/BX	05503	0.93	8	24"	600
		G006A-SS-900W-8/BX	05504	1.41	8	36"	900
		G006A-SS-1200W-8/BX	05505	1.90	8	48"	1200
		G006A-SS-1500W-8/BX	05506	2.43	8	60"	1500
	G006	G006-SS-300W-12/BX	05507	0.93	12	12"	300
		G006-SS-600W-8/BX	05508	1.23	8	24"	600
		G006-SS-900W-8/BX	05509	1.83	8	36"	900
		G006-SS-1200W-8/BX	05510	2.43	8	48"	1200
		G006-SS-1500W-8/BX	05511	2.99	8	60"	1500
G008	G008-SS-300W-12/BX	05544	1.85	12	12	300	
	G008-SS-600W-8/BX	05545	2.47	8	24	600	
	G008-SS-900W-8/BX	05546	3.66	8	36	900	
	G008-SS-1200W-8/BX	05547	4.85	8	48	1200	
	G008-SS-1500W-8/BX	05548	6.00	8	60	1500	

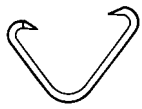
HINGE PIN IN 30M COIL CORRUGATED STAINLESS STEEL CABLE

PIN DIAMETER (MM)	ORDERING NUMBER	ITEM CODE	WEIGHT (LBS.)
1.4	CSSP1.4X30M	04373	1.0
2.5	CSSP2.5X30M	04436	2.54

 **Stock Items** (non-shaded) carried in factory inventory.

 **Made To Order Items** (shaded) have added lead time.

Non-Listed Items are available.
Request quote for price and delivery.



Clipper® Maintenance Lacers

ROLLER LACER® GOLD CLASS™

(Face strips sold separately)

BELT WIDTH		ORDERING NUMBER	ITEM CODE	WT. LBS.
in.	mm			
24"	600	RL-G24	03985	50.0
36"	900	RL-G36	03986	58.0
48"	1200	RL-G48	03987	66.0
60"	1500	RL-G60	03988	74.0

NOTE: Includes carding paper remover and scissors.

CLIPPER® FACE STRIPS

ROLLER LACER® GOLD CLASS™ (Includes one Lacer Pin)

BELT WIDTH		ORDERING NUMBER	ITEM CODE	WT. LBS.
in.	mm			
HOOK SIZE 36, UCM 36				
24"	600	FSGOLD36-24	04038	4.3
36"	900	FSGOLD36-36	04039	5.4
48"	1200	FSGOLD36-48	04040	6.4
60"	1500	FSGOLD36-60	04041	7.6
HOOK SIZE 1, UX-1				
24"	600	FSGOLD1-24	04034	4.3
36"	900	FSGOLD1-36	04035	5.4
48"	1200	FSGOLD1-48	04036	6.4
60"	1500	FSGOLD1-60	04037	7.6
HOOK SIZE 2 – 4, U2SP – U3				
24"	600	FSGOLD2-24	04042	4.3
36"	900	FSGOLD2-36	04043	5.4
48"	1200	FSGOLD2-48	04044	6.4
60"	1500	FSGOLD2-60	04045	7.6
HOOK SIZE 4-1/2 – 7, U4 – U7				
24"	600	FSGOLD4-1/2-24	04046	4.3
36"	900	FSGOLD4-1/2-36	04047	5.4
48"	1200	FSGOLD4-1/2-48	04048	6.4
60"	1500	FSGOLD4-1/2-60	04049	7.6

CLIPPER® REPLACEMENT LACER PINS

ROLLER LACER® GOLD CLASS™

BELT WIDTH		ORDERING NUMBER	ITEM CODE	WT. LBS.
in.	mm			
HOOK SIZE 1, 36, or 30				
24"	600	LPGOLD1/36-24	04006	0.4
36"	900	LPGOLD1/36-36	04007	0.5
48"	1200	LPGOLD1/36-48	04008	0.6
60"	1500	LPGOLD1/36-60	04009	0.7
HOOK SIZE 2 – 4, 4-1/2 – 7				
24"	600	LPGOLDREG-24	04010	0.4
36"	900	LPGOLDREG-36	04011	0.5
48"	1200	LPGOLDREG-48	04012	0.6
60"	1500	LPGOLDREG-60	04013	0.7

NOTE: For repair parts see page 24.

G SERIES™ FACE STRIPS

ROLLER LACER® GOLD CLASS™ (Includes one Lacer Pin)

HOOK SIZE	BELT WIDTH		ORDERING NUMBER	ITEM CODE	WT. LBS.
	in.	mm			
G005(A) - G006(A)	24"	600	FSGOLDG-601	04363	1.02
	36"	900	FSGOLDG-901	04364	1.28
	48"	1200	FSGOLDG-1201	04365	1.40
	60"	1500	FSGOLDG-1501	04366	1.65
G008	24"	600	FSGOLDGXL-601	04461	1.02
	36"	900	FSGOLDGXL-901	04462	1.28
	48"	1200	FSGOLDGXL-1201	04463	1.40
	60"	1500	FSGOLDGXL-1501	04464	1.65

G SERIES™ REPLACEMENT LACER PINS


ROLLER LACER® GOLD CLASS™


HOOK SIZE	ORDERING NUMBER	ROLLER LACER GOLD CLASS	ITEM CODE	WT. LBS.
G005(A) - G006(A)	LPGOLD1/36-24	RL-G24	04006	0.4
	LPGOLD1/36-36	RL-G36	04007	0.5
	LPGOLD1/36-48	RL-G48	04008	0.6
	LPGOLD1/36-60	RL-G60	04009	0.7
G008	LPGOLDREG-24	RL-G24	04010	0.4
	LPGOLDREG-36	RL-G36	04011	0.5
	LPGOLDREG-48	RL-G48	04012	0.6
	LPGOLDREG-60	RL-G60	04013	0.7

COMMON REPAIR PARTS

ROLLER LACER® GOLD CLASS™ & MANUAL ROLLER LACER®

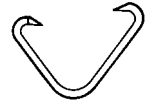
DESCRIPTION/ORDERING NUMBER	ITEM CODE	WT. LBS.
Guide Block Replacement Kit For Serial Number 3,500 – 50,000	03433	1.00
Guide Block Replacement Kit For Serial Number greater than 50,000	03897	1.00
Face Strip Knobs	03817	.50
Urethane Strip – Priced Per Foot	03274	.50
RL Carrying Strap	04051	1.0
Nut Driver for Roller Lacer Gold Class	04068	1.0

 **Stock Items** (non-shaded) carried in factory inventory.

 **Made To Order Items** (shaded) have added lead time.

Non-Listed Items are available.
Request quote for price and delivery.

Clipper® Maintenance Lacers

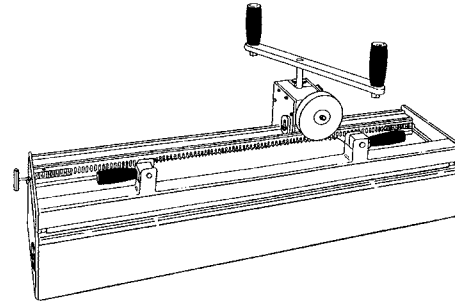


MANUAL ROLLER LACER®

(Face strips sold separately)

BELT WIDTH		ORDERING NUMBER	ITEM CODE	WT. LBS.
in.	mm			
24"	600	RL-24	03370	38.0
36"	900	RL-36	03371	47.0
48"	1200	RL-48	03372	55.0
60"	1500	RL-60	03375	63.0
72"	1800	RL-72	04055	71.0

NOTE: Includes carding paper remover and scissors.



CLIPPER® FACE STRIPS MANUAL ROLLER LACER® (Includes one Lacer Pin)

BELT WIDTH		ORDERING NUMBER	ITEM CODE	WT. LBS.
in.	mm			
HOOK SIZE 30				
24"	600	FSMAN30-24	04064	1.3
36"	900	FSMAN30-36	04065	1.6
48"	1200	FSMAN30-48	04066	2.1
60"	1500	FSMAN30-60	04067	2.6
72"	1800	FSMAN30-72	04972	3.1
HOOK SIZE 36, UCM36				
24"	600	FSMAN36-24	04020	1.3
36"	900	FSMAN36-36	04021	1.6
48"	1200	FSMAN36-48	04022	2.1
60"	1500	FSMAN36-60	04023	2.6
72"	1800	FSMAN36-72	04084	3.1
HOOK SIZE 1, UX-1				
24"	600	FSMAN1-24	04015	1.3
36"	900	FSMAN1-36	04016	1.6
48"	1200	FSMAN1-48	04017	2.1
60"	1500	FSMAN1-60	04018	2.6
72"	1800	FSMAN1-72	04085	3.1
HOOK SIZE 2-4, U2SP-U3				
24"	600	FSMAN2-24	04025	1.3
36"	900	FSMAN2-36	04026	1.6
48"	1200	FSMAN2-48	04027	2.1
60"	1500	FSMAN2-60	04028	2.6
72"	1800	FSMAN2-72	04086	3.1
HOOK SIZE 4-1/2-7, U4-U7				
24"	600	FSMAN4-1/2-24	04030	1.3
36"	900	FSMAN4-1/2-36	04031	1.6
48"	1200	FSMAN4-1/2-48	04032	2.1
60"	1500	FSMAN4-1/2-60	04033	2.6
72"	1800	FSMAN4-1/2-72	04087	3.1

CLIPPER® REPLACEMENT LACER PINS MANUAL ROLLER LACER®

BELT WIDTH		ORDERING NUMBER	ITEM CODE	WT. LBS.
in.	mm			
HOOK SIZE 1, 36, or 30				
24"	600	LPMAN1/36-24	03997	0.4
36"	900	LPMAN1/36-36	03998	0.5
48"	1200	LPMAN1/36-48	03999	0.6
60"	1500	LPMAN1/36-60	04000	0.7
72"	1800	LPMAN1/36-72	04088	0.8
HOOK SIZE 2-4, 4-1/2-7				
24"	600	LPMANREG-24	04002	0.4
36"	900	LPMANREG-36	04003	0.5
48"	1200	LPMANREG-48	04004	0.6
60"	1500	LPMANREG-60	04005	0.7
72"	1800	LPMANREG-72	04089	0.8

G SERIES™ FACE STRIPS MANUAL ROLLER LACER® (Includes one Lacer Pin)

HOOK SIZE	BELT WIDTH		ORDERING NUMBER	ITEM CODE	WT. LBS.
	in.	mm			
G005(A) - G006(A)	24"	600	FSMANG-601	04359	1.02
	36"	900	FSMANG-901	04360	1.28
	48"	1200	FSMANG-1201	04361	1.40
	60"	1500	FSMANG-1501	04362	1.65
	72"	1800	FSMANG-1801	04453	1.80
G008	24"	600	FSMANGXL-601	04456	1.02
	36"	900	FSMANGXL-901	04457	1.28
	48"	1200	FSMANGXL-1201	04458	1.40
	60"	1500	FSMANGXL-1501	04459	1.65
	72"	1800	FSMANGXL-1801	04460	1.80

G SERIES™ REPLACEMENT LACER PINS MANUAL ROLLER LACER®

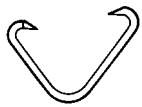
HOOK SIZE	ORDERING NUMBER	MANUAL ROLLER LACER	ITEM CODE	WT. LBS.
G005(A) - G006(A)	LPMAN1/36-24	RL-24	03997	0.4
	LPMAN1/36-36	RL-36	03998	0.5
	LPMAN1/36-48	RL-48	03999	0.6
	LPMAN1/36-60	RL-60	04000	0.7
	LPMAN1/36-72	RL-72	04088	0.8
G008	LPMANREG-24	RL-24	04002	0.4
	LPMANREG-36	RL-36	04003	0.5
	LPMANREG-48	RL-48	04004	0.6
	LPMANREG-60	RL-60	04005	0.7
	LPMANREG-72	RL-72	04089	0.8

ALLIGATOR FACE STRIPS MANUAL ROLLER LACER® (Includes one Lacer Pin)

LACING SIZE	BELT WIDTH		ORDERING NUMBER	ITEM CODE	WT. LBS.
	in.	mm			
00	24"	600	GFSAGP00-24	18244	1.3
	36"	900	GFSAGP00-36	18245	1.6
	48"	1200	GFSAGP00-48	19037	2.1
1 & 7	24"	600	GFSAM1&7-24	19701	1.3
	36"	900	GFSAM1&7-36	19702	1.6
	48"	1200	GFSAM1&7-48	19703	2.1
	60"	1500	GFSAM1&7-60	19704	2.6

ALLIGATOR REPLACEMENT LACER PINS MANUAL ROLLER LACER®

LACING SIZE	BELT WIDTH		ORDERING NUMBER	ITEM CODE	WT. LBS.
	in.	mm			
00	36	900	GFSAGP00-36	18230	0.5
1 & 7	24	600	GFSAGP1&7-24	18272	0.4
	36	900	GFSAGP1&7-36	18273	0.5
	48	1200	GFSAGP1&7-48	18250	0.6
	60	1500	GFSAGP1&7-60	18231	0.7



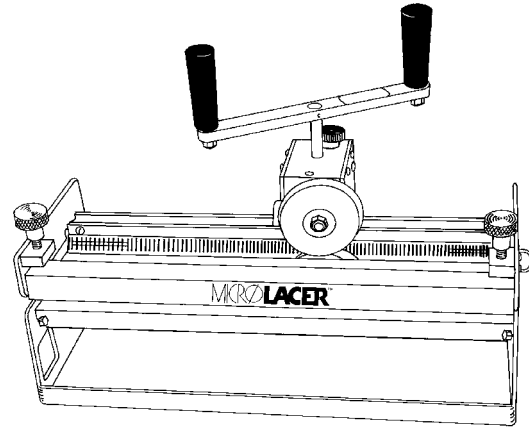
Clipper® Maintenance Lacers

MICROLACER®

(Face strips sold separately)

BELT WIDTH		ORDERING NUMBER	ITEM CODE	WT. LBS.
in.	mm			
14"	350	MICROLACER	03368	27.0

NOTE: Includes carding paper remover and scissors.



CLIPPER® FACE STRIPS

(Includes one Lacer Pin)

HOOK SIZE	ORDERING NUMBER	ITEM CODE	WT. LBS.
30	FSMAN30-MICRO	04063	2.3
36, UCM36	FSMAN36-MICRO	04019	2.3
1, UX-1	FSMAN1-MICRO	04014	2.3
2-4, U2-U3,	FSMAN2-MICRO	04024	2.3
4-1/2-7, U4-U7	FSMAN4-1/2-MICRO	04029	2.3

CLIPPER® REPLACEMENT LACER PINS

HOOK SIZE	ORDERING NUMBER	ITEM CODE	PIN DIA.
1/36	LPMAN1/36-MICRO	03996	0.67
2-7	LPMANREG-MICRO	04001	0.106

ALLIGATOR FACE STRIPS

MICROLACER® (Includes one Lacer Pin)

LACING SIZE	BELT WIDTH		ORDERING NUMBER	ITEM CODE	WT. LBS.
	in.	mm			
00	14	350	GFSAA00-14	18243	2.3
1&7	14	350	GFSAA1&7-14	18248	2.3

G SERIES™ FACE STRIP

MICROLACER® (Includes one Lacer Pin)

HOOK SIZE	BELT WIDTH		ORDERING NUMBER	ITEM CODE	WT. LBS.
	in.	mm			
G005(A) - G006(A)	14"	350	FSMANG-351-MICRO	04358	0.5
G008	14"	350	FSMANGXL-350-MICRO	04455	0.5


G SERIES™ REPLACEMENT LACER PINS

MICROLACER®

HOOK SIZE	ORDERING NUMBER	ITEM CODE	WT. LBS.
G005(A) - G006(A)	LPMAN1/36-MICRO	03996	0.2
G008	LPMANREG-MICRO	04001	0.5

COMMON REPAIR PARTS

DESCRIPTION/ORDERING NUMBER	ITEM CODE	WT. LBS.
Guide Block Replacement Kit For Serial Number 3,500 – 50,000	03433	1.00
Guide Block Replacement Kit For Serial Number greater than 50,000	03897	1.00
Face Strip Knobs	03817	.50
Urethane Strip – Priced Per Foot	03274	.10

 **Stock Items** (non-shaded) carried in factory inventory.

 **Made To Order Items** (shaded) have added lead time.

Non-Listed Items are available.
Request quote for price and delivery.

Clipper® Specialty Lacers

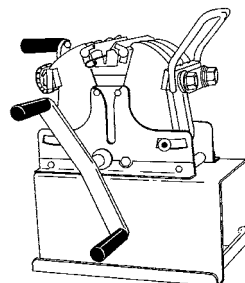


LW95 LACERS

(Laces all Clipper Hooks. Laces up to 6" in one operation. Includes Lacing Assembly Kit)

HOOK SIZE	ORDERING NUMBER	ITEM CODE	WT. LBS.	RETAINER INCLUDED
2-7, U2-U7	LW95	03074	31.0	HRREGLW95
1, UX-1	1LW95	03076	31.0	HR1LW95
25	25XLW	03075	31.0	HR25LW95
REPLACEMENT HOOK RETAINERS				
2-7, U2-U7	HR2LW95	03085	0.6	
1, UX-1	HR1LW95	03081	0.5	
25	HR25LW95	03827	1.0	
30, 36, UCM36	HR36LW95	03119	0.5	

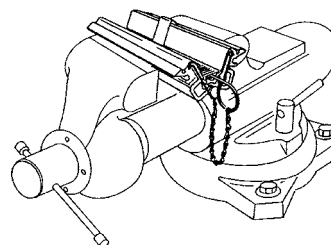
LW95 Lacer



WISE LACERS

HOOK SIZE	ORDERING NUMBER	ITEM CODE	WT. LBS.
2-7, U2-U7	R-4	03018	1.0
2-7, U2-U7	R-7	03019	2.0
2-7, U2-U7	R-10	03020	3.0
1, UX-1, UX-1SP	1VL-7	03236	2.0
25	25VL-7	03814	3.0
30, 36, UCM36	36VL-7	03238	1.0

Vise Lacer

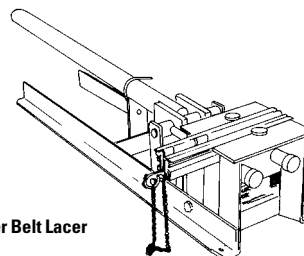


BALER BELT LACER™

(Laces all Clipper Baler Hooks, RHTX, 2-7)

BELT WIDTH		ORDERING NUMBER	ITEM CODE	WT. LBS.
in.	mm			
7"	175	BBL-7	03434	51.0
10"	250	BBL-10	03435	51.0

Baler Belt Lacer

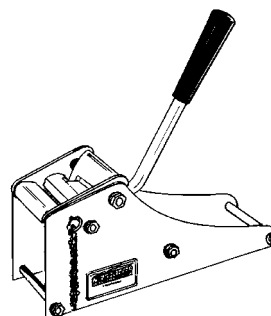


LEVER LACER

(For thin belts or tapes up to 2" wide)

HOOK SIZE	ORDERING NUMBER	ITEM CODE	WT. LBS.
25	25LEVER	03014	5.0
36	36LEVER	04223	5.0

Lever Lacer

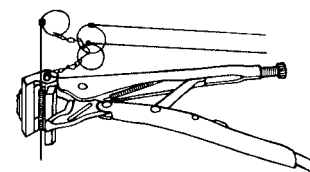


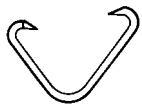
PLIER-TAPE LACER

(For thin belts or tapes up to 2" wide)

ORDERING NUMBER	ITEM CODE	WT. LBS.
PTL25	18015	3.5
PTL30	18017	3.7
PTL1	18016	3.6

Plier-Tape Lacer



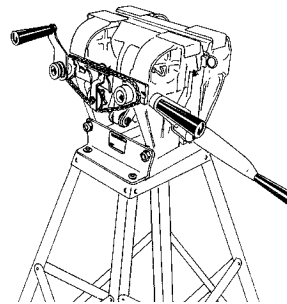


Clipper® Production Lacers

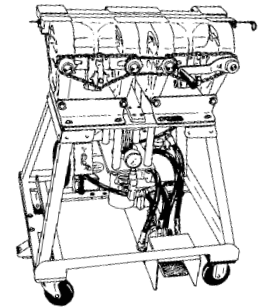
#12 SPEED LACER

(Includes #2-7 Retainer)

BELT WIDTH		ORDERING NUMBER	ITEM CODE	WT. LBS.
in.	mm			
12"	300	12LACER	03167	177.0
CHAIN DRIVE ATTACHMENT				
12LACER-CHAIN		03225	24.0	



#12 Speed Lacer



Electric Hydraulic Lacer

CLIPPER® HOOK RETAINER FOR #12 SPEED LACER

(Includes one Lacer Pin)

DESCRIPTION	HOOK SIZE	ORDERING NUMBER	ITEM CODE	WT. LBS.
Acusteel	25	HR25-12	03822	1.8
Acusteel	30,36,UCM36	HR36-12	03170	1.5
Acusteel	1,UX-1	HR1-12	03168	1.5
Acusteel	2-7,U2-U7	HR2-12	03211	1.5

12" LACER PIN FOR #12 SPEED LACER

HOOK SIZE	ORDERING NUMBER	ITEM CODE
25,30,36,1	LP1/36-12	03169
2-7	LP2-12	03222

ELECTRIC HYDRAULIC POWER LACERS

(Includes #2-7 Retainer)

BELT WIDTH		ORDERING NUMBER	ITEM CODE	WT. LBS.
in.	mm			
115 V, 60HZ				
12"	300	EH-12-115V-60HZ	03037	355.0
25"	625	EH-25-115V-60HZ	03038	560.0
38"	950	EH-38-115V-60HZ	03039	875.0
100 V, 60HZ				
12"	300	EH-12-100V-60HZ	04233	355.0
25"	625	EH-25-100V-60HZ	04231	560.0
38"	950	EH-38-100V-60HZ	04232	875.0
100 V, 50HZ				
12"	300	EH-12-100V-50HZ	04243	355.0
25"	625	EH-25-100V-50HZ	04244	560.0
38"	950	EH-38-100V-50HZ	04245	875.0
230 V, 50/60HZ, 3 Phase				
25"	625	EH-25-230V3PH-50/60HZ	04259	560.0
38"	950	EH-38-230V3PH-50/60HZ	04260	875.0

NOTE: Please specify type of electrical plug connection required.

ELECTRIC HYDRAULIC LACER COVER

LACER SIZE		ORDERING NUMBER	ITEM CODE	WT. LBS.
in.	mm			
12"	300	Cover-12	03452	3.0
25"	625	Cover-25	03453	4.0
38"	950	Cover-38	03519	5.0

CLIPPER® REPLACEMENT LACER PINS FOR POWER LACER

BELT		ORDERING NUMBER	ITEM CODE
in.	mm		
HOOK SIZE 25, 36, 1			
12"	300	LP1/36-12	03169
25"	625	LP1/36-25	03162
38"	950	LP1/36-38	03163
HOOK SIZE 2-7			
12"	300	LP2-12	03222
25"	625	LP2-25	03054
38"	950	LP2-38	03156

CLIPPER® HOOK RETAINER FOR POWER LACERS

(Includes one Lacer Pin)

BELT WIDTH		ORDERING NUMBER	ITEM CODE	WT. LBS.
in.	mm			
HOOK SIZE 25				
12"	300	HR25-12	03822	1.8
25"	625	HR25-25	03823	3.3
38"	950	HR25-38	03824	4.2
HOOK SIZE 30, 36, UCM36				
12"	300	HR36-12	03170	1.5
25"	625	HR36-25	03154	3.3
38"	950	HR36-38	03155	4.2
HOOK SIZE 1, UX-1				
12"	300	HR1-12	03168	1.5
25"	625	HR1-25	03143	3.3
38"	950	HR1-38	03150	4.2
HOOK SIZE 2-7, U2-U7				
12"	300	HR2-12	03211	1.5
25"	625	HR2-25	03051	3.3
38"	950	HR2-38	03148	4.2

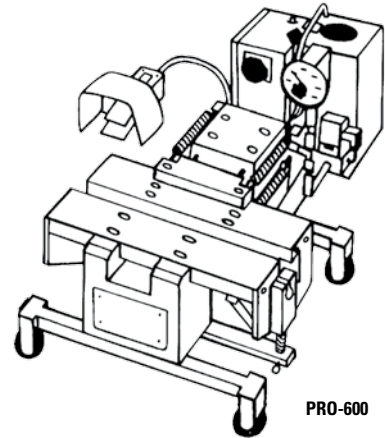
Clipper® Production Lacers



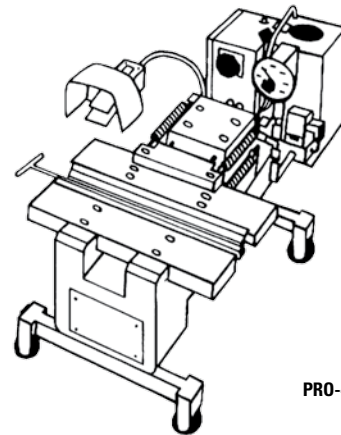
PRO LACER

(Does not include comb - purchase separately)

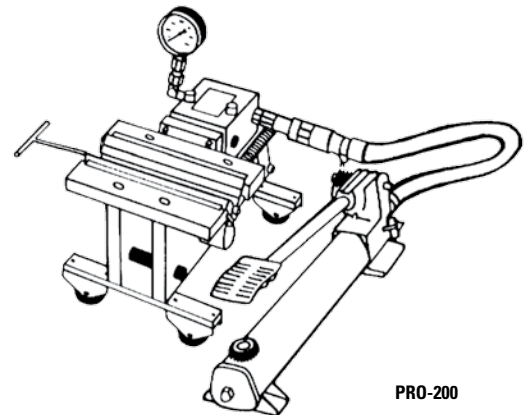
ORDERING NUMBER	ITEM CODE	WEIGHT (LBS)
115 V, 60HZ, Single Phase		
PRO-6000-115V1PH-60HZ	18978	304.2
PRO-600-115V1PH-60HZ	18057	294.2
PRO-400-115V1PH-60HZ	18048	294.1
PRO-200-115V1PH-60HZ	18036	69.9
PRO-200H-115V1PH-60HZ	03707	80.0
230 V, 60HZ, Single Phase		
PRO-6000-230V1PH-60HZ	04946	304.2
PRO-600-230V1PH-60Hz	04942	294.2
PRO-400-230V1PH-60Hz	04949	294.1
230 V, 50HZ, Single Phase		
PRO-6000-230V1PH-50HZ	04470	304.2
PRO-600-230V1PH-50Hz	04941	294.2
PRO-400-230V1PH-50Hz	04948	294.1
200 V, 50/60HZ, Three Phase		
PRO-6000-200V3PH-50/60Hz	03902	304.2
PRO-600-200V3PH-50/60Hz	04943	294.2
PRO-400-200V3PH-50/60Hz	04950	294.1
230 V, 50/60HZ, Three Phase		
PRO-6000-230V3PH-50/60HZ	04947	304.2
PRO-600-230V3PH-50/60Hz	04944	294.2
PRO-400-230V3PH-50/60Hz	04951	294.1
400 V, 50/60HZ, Three Phase		
PRO-600-400V3PH-50/60Hz	04945	294.2
PRO-400-400V3PH-50/60Hz	04952	294.1




PRO-600




PRO-400

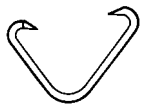


PRO-200

 **Stock Items** (non-shaded) carried in factory inventory.

 **Made To Order Items** (shaded) have added lead time.

Non-Listed Items are available.
Request quote for price and delivery.



Clipper® Production Lacers

COMBS FOR PRO-600 & PRO-6000 LACER

(Includes Gauge Pins)

BELT WIDTH		ORDERING NUMBER	ITEM CODE	WT. LBS.
in.	mm	HOOK SIZE 25		
24"	600	P6CLPR25M-24	03526	10.1
36"	900	P6CLPR25M-36	03538	13.0
48"	1200	P6CLPR25M-48	03551	15.5
60"	1500	P6CLPR25M-60	03531	18.5
in.	mm	HOOK SIZE 36, UCM36, 30		
24"	600	P6CLPR36M-24	03524	10.1
36"	900	P6CLPR36M-36	03537	13.0
48"	1200	P6CLPR36M-48	03539	15.5
60"	1500	P6CLPR36M-60	03529	18.5
in.	mm	HOOK SIZE 1, UX1		
24"	600	P6CLPR1M-24	03534	10.1
36"	900	P6CLPR1M-36	03535	13.0
48"	1200	P6CLPR1M-48	03550	15.5
60"	1500	P6CLPR1M-60	03528	18.5
in.	mm	HOOK SIZE 2-7, U2-U7		
24"	600	P6CLPR2M-24	03533	10.1
36"	900	P6CLPR2M-36	03536	13.0
48"	1200	P6CLPR2M-48	03532	15.5
60"	1500	P6CLPR2M-60	03527	18.5

ADAPTERS FOR PRO-400 LACER-14"

(Includes 1.5 and 2.0 mm Gauge Pins)

HOOK SIZE	ORDERING NUMBER	ITEM CODE	WT. LBS.
25	P4CLPR25	03649	7.3
36, 30	P4CLPR36	03140	7.5
1	P4CLPR1	03525	7.5
2-7	P4C2	18052	8.0

ADAPTERS FOR PRO-200 LACER-8"

(Includes 1.5 and 2.0 mm Gauge Pins)

HOOK SIZE	ORDERING NUMBER	ITEM CODE	WT. LBS.
25	P2CLPR25	03650	4.3
36, 30	P2CLPR36	03591	4.3
1	P2CLPR1	03651	4.8
2-7	P2C2	18043	5.2

REPLACEMENT LACER PINS FOR PRO-400 LACER

FOR COMB NUMBER	DIAMETER (mm)	ITEM CODE	WT. LBS.
P4C25/36	1.5	19395	.1
P4C25/36	1.8 x 1.5	03738	.1
P4C25/36	2.0 x 1.5	03745	.1
P4C1	1.8	03715	.1
P4C1	2.0	19350	.1
P4C1	2.5 x 2.0	19380	.1
P4C1	3.0 x 2.0	19351	.1
P4C2	2.5	19349	.3
P4C2	3.5 x 3.0	03725	.3
P4C2	4.0 x 3.0	03724	.3

REPLACEMENT LACER PINS FOR PRO-200 LACER

FOR COMB NUMBER	DIAMETER (mm)	ITEM CODE	WT. LBS.
P2C25/36	1.5	19340	.1
P2C25/36	1.8 x 1.5	03739	.1
P2C25/36	2.0 x 1.5	03744	.1
P2C1	1.8	03713	.1
P2C1	2.0	19341	.1
P2C1	2.5 x 2.0	19342	.1
P2C1	3.0 x 2.0	19343	.1
P2C2	2.5	19339	.3
P2C2	3.5 x 3.0	03717	.3
P2C2	4.0 x 3.0	03718	.3

REPLACEMENT LACER PINS FOR PRO-600 LACER

BELT WIDTH		ITEM CODE				WT. LBS.
in.	mm	FOR COMB NUMBER P6C25/36				
		1.5 mm	1.8 mm x 1.5 mm	2.0 mm x 1.5 mm		
24"	600	03729	03734	03743		0.2
36"	900	03727	03735	03742		0.2
48"	1200	03728	03736	03741		0.2
60"	1500	19358	03737	03740		0.2
FOR COMB NUMBER P6C1						
		1.8 mm	2.0 mm	2.5 mm x 2.0 mm	3.0 mm x 2.0 mm	
24"	600	03710	19361	19362	03722	0.2
36"	900	03709	03714	03721	03733	0.2
48"	1200	03708	03711	03723	03732	0.2
60"	1500	19378	03712	03716	03731	0.2
FOR COMB NUMBER P6C2						
		2.5 mm	3.5 mm x 3.0 mm	4.0 mm x 3.0 mm		
24"	600	19364	19365	19366		0.3
36"	900	03726	03719	03720		0.3
48"	1200	19368	19370	19371		0.3
60"	1500	19373	19375	19376		0.3

G SERIES™ PRO-600 & 6000 LACER COMBS

(Includes one Gauge Pin)

HOOK SIZE	BELT WIDTH		ORDERING NUMBER	ITEM CODE	WT. LBS.
	in.	mm			
G005(A) - G006(A)	24"	600	P6CLPRGM-601	04410	10.1
	36"	900	P6CLPRGM-901	04411	13.0
	48"	1200	P6CLPRGM-1201	04412	15.5
	60"	1500	P6CLPRGM-1501	04413	18.5

REPLACEMENT PARTS


DESCRIPTION	ITEM CODE	WT. LBS.
Return Springs	19100	1.0
Adapter Spring Clip	19194	1.0
Linear Bearing	19200	2.0
Brass Bushing	19300	5.0

Stock Items (non-shaded) carried in factory inventory.

Made To Order Items (shaded) have added lead time.

Non-Listed Items are available.

Request quote for price and delivery.



How Clipper® Patch Fasteners Work

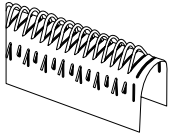
Clipper® Laundry Patch Fasteners are manufactured from double-flattened wire which increases the holding ability as well as the transverse stability of the individual hooks, providing a flat and even splice area. The hook points are horizontally-cut, ensuring that they are bent accurately down towards the belt edge, which is especially important for thin belts used in laundry feeder and folding machine applications.

Available in either galvanized or 316L stainless steel, the hooks are integrated into the polyester patch material and are pre-cut to belt widths with leading and trailing ends. The patch is available with a custom logo if desired. Corrugated Perlon hinge pins are included with each box of fasteners, are corrosion-free, and provide lubrication to the splice joint.

Applications	Installation Method	What You Need for Installation
<ul style="list-style-type: none"> Commercial Laundries 	Clipper Patch Fastener Hooks can be installed with the Pro 120 on-site maintenance lacer or the Pro 150 production lacer.	<ul style="list-style-type: none"> Patch Fastener Hooks Hinge Pin Installation Tool
How to Specify the Correct Clipper® Fastener	Fastener Metal Selection	Hinge Pin Selection
<ol style="list-style-type: none"> Measure your Belt Thickness. Measure the Diameter of the Smallest Pulley in your Drive with Belt Wrap more than 90°. Choose the fastener width that is appropriate for your specifications. 	<p>Galvanized Steel. For basic applications, galvanized steel is recommended.</p> <p>Stainless Steel. Type 316 Stainless Steel offers more resistance than galvanized steel to abrasion, acids, chemicals, rusting, and magnetic attraction.</p>	CP Corrugated Perlon.

Fastener and Pin Size Selection Chart

Minimum Pulley Diameter	Wire Diameter		Hinge Pin Size		Belt Thickness
	in.	mm	in.	mm	.078" (2.0 mm)
15/16" (25 mm)	.024	0.62	.055	1.40	25SP



Clipper[®] Laundry Patch Fasteners

FASTENERS

#25 SHORT-POINT GALVANIZED ON PATCH with Corrugated Perlon Hinge Pins

25SP	PATCH WIDTH		ORDERING NUMBER (BOX)	ITEM CODE	WT. PER BOX LBS.	HOOKS PER STRIP	STRIPS PER BOX
	in.	mm					
	1.38	35	25SP-G-035W-P	05512	0.66	15 + 16	200
	1.57	40	25SP-G-040W-P	05513	0.79	19 + 20	200
	1.89	48	25SP-G-048W-P	05514	0.88	24 + 25	200
	1.97	50	25SP-G-050W-P	05515	0.93	26 + 27	200
	2.24	57	25SP-G-057W-P	05516	1.01	30 + 31	200
	2.48	63	25SP-G-063W-P	05517	1.06	33 + 34	200
	2.95	75	25SP-G-075W-P	05518	1.28	39 + 40	200
	3.54	90	25SP-G-090W-P	05519	0.79	46 + 47	100
	3.94	100	25SP-G-100W-P	05520	0.88	54 + 55	100
	4.53	115	25SP-G-115W-P	05521	0.97	61 + 62	100

Patch with customer logo available for +10% upcharge (one color only). Minimum order 10 boxes. 8 week lead time.


#25 SHORT-POINT 316L STAINLESS STEEL ON PATCH with Corrugated Perlon Hinge Pins


25SP	PATCH WIDTH		ORDERING NUMBER (BOX)	ITEM CODE	WT. PER BOX LBS.	HOOKS PER STRIP	STRIPS PER BOX
	in.	mm					
	1.38	35	25SP-SS-035W-P	05522	0.66	15 + 16	200
	1.57	40	25SP-SS-040W-P	05523	0.79	19 + 20	200
	1.89	48	25SP-SS-048W-P	05524	0.88	24 + 25	200
	1.97	50	25SP-SS-050W-P	05525	0.93	26 + 27	200
	2.24	57	25SP-SS-057W-P	05526	1.01	30 + 31	200
	2.48	63	25SP-SS-063W-P	05527	1.06	33 + 34	200
	2.95	75	25SP-SS-075W-P	05528	1.28	39 + 40	200
	3.54	90	25SP-SS-090W-P	05529	0.79	46 + 47	100
	3.94	100	25SP-SS-100W-P	05530	0.88	54 + 55	100
	4.53	115	25SP-SS-115W-P	05531	0.97	61 + 62	100

Patch with customer logo available for +10% upcharge (one color only). Minimum order 10 boxes. 8 week lead time.

CORRUGATED PERLON HINGE PINS (PRE-CUT)

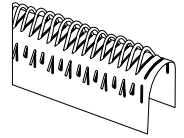
PATCH WIDTH		PINS PER PACKAGE	ORDERING NUMBER	ITEM CODE
in.	mm			
1.38	35	100	CP1.4-035-100/BX	04385
1.57	40	100	CP1.4-040-100/BX	04386
1.89	48	100	CP1.4-048-100/BX	04387
1.97	50	100	CP1.4-050-100/BX	04388
2.24	57	100	CP1.4-057-100/BX	04389
2.48	63	100	CP1.4-063-100/BX	04390
2.95	75	100	CP1.4-075-100/BX	04391
3.54	90	50	CP1.4-090-50/BX	04392
3.94	100	50	CP1.4-100-50/BX	04393
4.53	115	50	CP1.4-115-50/BX	04394

 Stock Items (non-shaded) carried in factory inventory.

 Made To Order Items (shaded) have added lead time.

Non-Listed Items are available.
Request quote for price and delivery.

Clipper[®] Laundry Patch Fasteners

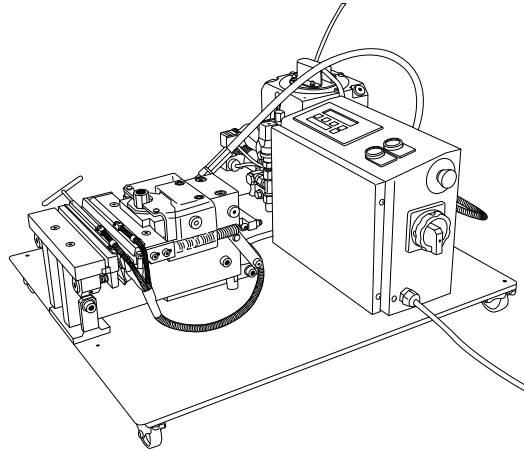


CLIPPER[®] PRODUCTION LACERS

PRO-150 LACER AND HYDRAULIC PUMP

(Does not include adapter)

ORDERING NUMBER	ITEM CODE	WT. LBS.
115 VOLT; SINGLE PHASE; 60 HZ		
PRO-150-115V1PH-60HZ	04379	103.6
230 VOLT; SINGLE PHASE; 60 HZ		
PRO-150-230V1PH-60HZ	04380	103.6
230 VOLT; SINGLE PHASE; 50 HZ		
PRO-150-230V1PH-50HZ	04381	103.6
200 VOLT; THREE PHASE; 50/60 HZ		
PRO-150-200V3PH-50/60HZ	04382	103.6
230 VOLT; THREE PHASE; 50/60 HZ		
PRO-150-230V3PH-50/60HZ	04383	103.6
400 VOLT; THREE PHASE; 50/60 HZ		
PRO-150-400V3PH-50/60HZ	04384	103.6



ADAPTER FOR PRO-150 LACER

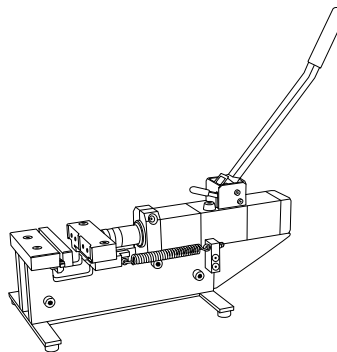
(Includes 1.6 mm gauge pin)

HOOK SIZE	ORDERING NUMBER	ITEM CODE	WT. LBS.
25 PATCH	P150CLPR25SPP115V	04377	4.3
25 PATCH	P150CLPR25SPP230V	04415	4.3

PRO-120 LACER

(Does not include adapter or temperature controller - purchase separately)

ORDERING NUMBER	ITEM CODE	WT. LBS.
PRO-120	04374	35.1



ADAPTER FOR PRO-120 LACER

(Includes 1.6 mm gauge pin)

HOOK SIZE	ORDERING NUMBER	ITEM CODE	WT. LBS.
25 PATCH	P120CLPR25SPP	04376	4.3

TEMPERATURE CONTROLLER FOR PRO-120 LACER

ORDERING NUMBER	ITEM CODE	WT. LBS.
PRO-120TC-115V-60HZ	04378	6.0
PRO-120TC-230V1PH-50/60HZ	04953	6.0



How Alligator® Lacing Works

Hammer applied Alligator® Lacing utilizes a design with teeth that are formed so that when they are driven parallel to the length of the belt, the vital longitudinal carcass fibers are not severed.

The compression fit of the connecting bar provides a strong, vise-like hold on the belt

and distributes belt tension evenly across the entire belt width. The one-piece fastener strip also ensures that there are no loose pieces to work themselves out of the belt and into the conveyed product. The flat splice obtained with a continuous strip of lacing also helps with hinge pin insertion.

Applications	Installation Method	What You Need for Installation
<ul style="list-style-type: none"> • Manufacturing Assembly Lines • Food, Package, and Parts Handling • Checkout Counters • Agricultural Equipment 	Requires only a hammer; no special tools needed. Unique, patented clips and round gauge rod act as an "extra" pair of hands.	<ul style="list-style-type: none"> • Fasteners • Hinge Pin • Hammer
How to Specify the Correct Alligator® Lacing	Fastener Metal Selection	Hinge Pin Selection
<ol style="list-style-type: none"> 1. Determine Belt Tension (PIW). 2. Measure your Belt Thickness. 3. Measure the Diameter of the Smallest Pulley in your Drive with Belt Wrap more than 90°. 4. Choose the fastener size that is appropriate for your specifications in the selection chart below. 	<p>Steel. Standard fastener material.</p> <p>Stainless Steel. Type 316 Stainless Steel</p>	<p>H Steel Corrugated - for all sizes of Alligator belt lacing.</p> <p>SH Stainless Steel Corrugated - for all sizes of Alligator belt lacing.</p> <p>RH Rocker Hinge Pin - for transmission belt lacing, two-piece pin to reduce friction and wear on loops and lacing.</p> <p>NC Nylon Covered Steel Cable - for easier hinge pin insertion.</p> <p>NCS Nylon Covered Stainless Cable - for greater corrosion resistance.</p>

Alligator® Lacing Selection Chart

Lacing Size	For Belts With Mechanical Fastener Ratings Up To:		Belt Thickness Range		Recommended Min. Pulley Diameter		Approx. Corrugated Hinge Pin Diameter	
	P.I.W.	kN/m	in.	mm	in.	mm	in.	mm
00	25	4.3	Up thru 1/16	Up thru 1.6	1	25	3/64	1.2
1	45	7.8	1/16-3/32	1.6-2.4	1-1/2	38	1/16	1.6
7	50	8.7	3/32-9/64	2.4-3.6	2	51	1/16	1.6
15	65	11.4	1/8-5/32	3.2-4.0	2-1/2	64	3/32	2.4
20	95	16.6	5/32-3/16	4.0-4.8	3	76	7/64	2.8
25	100	17.5	3/16-7/32	4.8-5.6	4	102	1/8	3.2
27	100	17.5	7/32-9/32	5.6-7.1	5	127	1/8	3.2
35	150	26.0	9/32-5/16	7.1-7.9	7	178	9/64	3.6
45	165	28.0	5/16-3/8	7.9-9.5	9	229	3/16	4.8
55	175	30.0	3/8-7/16	9.5-11.1	12	305	13/64	5.2
65	200	35.0	7/16-1/2	11.1-12.7	14	356	13/64	5.2

Alligator® Conveyor Belt Lacing



FASTENERS

STEEL LACING WITH STEEL CORRUGATED HINGE PIN

BELT WIDTH		ORDERING NUMBER	ITEM CODE	WT. LBS.	ORDERING NUMBER	ITEM CODE	WT. LBS.	ORDERING NUMBER	ITEM CODE	WT. LBS.	ORDERING NUMBER	ITEM CODE	WT. LBS.	ORDERING NUMBER	ITEM CODE	WT. LBS.
in.	mm	00			1A			1B			7			15		
12"	300	00-12	10050	.2	1A-12	10070	.5	Note: Size 1A and 1B Alligator lacing has been modified to allow for complete interchangeability. For machine applied lacing, order the corresponding 1A size.	7-12	10090	.7	15-12	10482	1.0		
14"	350	00-14	10051	.5	1A-14	10071	.7		7-14	10091	.9	15-14	10110	1.2		
16"	400	00-16	10052	.5	1A-16	10072	.8		7-16	10092	1.0	15-16	10111	1.4		
18"	450	00-18	10053	.5	1A-18	10073	.8		7-18	10093	1.1	15-18	10112	1.5		
20"	500	00-20	10054	.6	1A-20	10074	1.0		7-20	10094	1.2	15-20	10113	1.6		
22"	550	00-22	10055	.6	1A-22	10075	1.0		7-22	10095	1.3	15-22	10114	1.8		
24"	600	00-24	10056	.7	1A-24	10076	1.1		7-24	10096	1.4	15-24	10115	2.0		
26"	650								7-26	10097	1.5	15-26	10116	2.2		
28"	700								7-28	10098	1.6	15-28	10117	2.3		
30"	750	00-30	10059	.9	1A-30	10079	1.3		7-30	10099	1.7	15-30	10118	2.4		
32"	800				1A-32	10080	1.5		7-32	10100	1.9	15-32	10119	2.6		
36"	900	00-36	10061	1.0	1A-36	10081	1.6		7-36	10101	2.0	15-36	10120	2.7		
42"	1050	00-42	10062	1.2	1A-42	10082	2.0	7-42	10102	2.2	15-42	10121	3.4			
48"	1200	00-48	10063	1.3	1A-48	10083	2.0	7-48	10103	2.7	15-48	10122	3.8			
60"	1500	00-60	10065	1.7	1A-60	10085	2.7	7-60	10105	3.4	15-60	10124	4.8			
20					25			27			35			45		
12"	300	20-12	10483	1.3	25-12	10484	1.5	27-12	10485	1.7	35-12	10486	2.8	45-12	10487	3.4
14"	350	20-14	10130	1.6	25-14	10150	1.6	27-14	10165	2.1	35-14	10180	3.3	45-14	10196	4.0
16"	400	20-16	10131	1.8	25-16	10151	1.9	27-16	10166	2.3	35-16	10181	3.7	45-16	10197	4.6
18"	450	20-18	10132	2.0	25-18	10152	2.2	27-18	10167	2.6	35-18	10182	4.1	45-18	10198	5.1
20"	500	20-20	10133	2.2	25-20	10153	2.4	27-20	10168	3.0	35-20	10183	4.6	45-20	10199	5.6
22"	550	20-22	10134	2.3	25-22	10154	2.7	27-22	10169	3.1						
24"	600	20-24	10135	2.5	25-24	10155	2.9	27-24	10170	3.4	35-24	10185	5.5	45-24	10201	6.8
26"	650				25-26	10156	3.1	27-26	10171	3.8	35-26	10186	6.0			
28"	700	20-28	10137	3.0	25-28	10157	3.5	27-28	10172	3.9	35-28	10187	6.4			
30"	750	20-30	10138	3.2	25-30	10158	3.6	27-30	10173	4.2	35-30	10188	6.8	45-30	10204	8.5
32"	800	20-32	10139	3.4	25-32	10159	3.6	27-32	10174	4.7						
36"	900	20-36	10140	3.8	25-36	10160	4.3	27-36	10175	5.0	35-36	10190	8.2	45-36	10206	10.1
42"	1050	20-42	10141	4.6	25-42	10161	5.1	27-42	10176	5.9	35-42	10191	9.6	45-42	10207	11.8
48"	1200	20-48	10142	5.0	25-48	10162	5.7	27-48	10177	6.6	35-48	10192	11.0	45-48	10208	13.4
54"	1350	20-54	10143	5.4	25-54	10163	6.5	27-54	10178	7.5	35-54	10193	12.4			
60"	1500	20-60	10144	6.3	25-60	10164	7.1	27-60	10179	8.2	35-60	10194	13.6	45-60	10210	16.8
55					65											
12"	300	55-12	10488	4.8	65-12	10489	5.7									
14"	350	55-14	10212	5.7												
16"	400	55-16	10213	6.5												
18"	450	55-18	10214	7.2	65-18	10232	8.8									
20"	500	55-20	10215	7.9												
24"	600	55-24	10217	9.6	65-24	10235	11.5									
30"	750	55-30	10220	11.8	65-30	10238	14.6									
36"	900	55-36	10222	14.0	65-36	10240	17.3									
42"	1050	55-42	10223	16.6												
48"	1200	55-48	10224	19.2	65-48	10242	23.0									
60"	1500	55-60	10226	23.7	65-60	10244	28.8									

Any lengths over 60" are sold by the set.

- Stock Items** (non-shaded) carried in factory inventory.
- Made To Order Items** (shaded) have added lead time.
- Non-Listed Items** are available.
- Request quote for price and delivery.

ALLIGATOR® LACING

CARTON CONTENTS:

- 4 Sets Lacing
- 4 Hinge Pins
- 1 Gauge Pin
- Required number of clips



Alligator® Conveyor Belt Lacing

FASTENERS

316 STAINLESS LACING WITH 300 SERIES STAINLESS CORRUGATED HINGE PINS

BELT WIDTH		ORDERING NUMBER	ITEM CODE	WT. LBS.	ORDERING NUMBER	ITEM CODE	WT. LBS.	ORDERING NUMBER	ITEM CODE	WT. LBS.	ORDERING NUMBER	ITEM CODE	WT. LBS.	ORDERING NUMBER	ITEM CODE	WT. LBS.	
in.	mm	00S			1S			1BS			7S			15S			
12"	300	00S-12	10528	.2	1S-12	10545	.5	Note: Size 1S and 1BS Alligator lacing has been modified to allow for complete interchangeability. For machine applied lacing, order the corresponding 1S size.	7S-12	10562	.7	15S-12	10491	1.1			
14"	350	00S-14	10529	.5	1S-14	10546	.5		7S-14	10563	.9	15S-14	10579	1.1			
16"	400	00S-16	10530	.4	1S-16	10547	.8		7S-16	10564	1.0	15S-16	10580	1.4			
18"	450	00S-18	10531	.5	1S-18	10548	.9		7S-18	10565	1.1	15S-18	10581	1.5			
20"	500	00S-20	10532	.7	1S-20	10549	1.0		7S-20	10566	1.2	15S-20	10582	1.7			
24"	600	00S-24	10534	.7	1S-24	10551	1.1		7S-24	10568	1.4	15S-24	10584	2.0			
28"	700				1S-28	10553	1.3		7S-28	10570	1.6	15S-28	10586	2.1			
30"	750	00S-30	10537	.8	1S-30	10554	1.4		7S-30	10571	1.8	15S-30	10587	2.5			
36"	900	00S-36	10539	1.0	1S-36	10556	1.7		7S-36	10573	2.1	15S-36	10589	2.9			
42"	1050	00S-42	10540	1.0	1S-42	10557	2.0		7S-42	10574	2.5	15S-42	10590	3.5			
48"	1200	00S-48	10541	1.4	1S-48	10558	2.1		7S-48	10575	2.7	15S-48	10591	3.9			
54"	1350				1S-54	10559	3.1										
60"	1500	00S-60	10543	1.7	1S-60	10560	2.8	7S-60	10577	3.7	15S-60	10593	4.8				
		20S			25S			27S			35S			45S			
12"	300	20S-12	10492	1.4	25S-12	10493	1.5	27S-12	10494	1.8	35S-12	10495	2.9	45S-12	10496	3.4	
14"	350	20S-14	10595	1.6	25S-14	10611	1.8	27S-14	10627	2.1	35S-14	10643	3.4	45S-14	10659	4.1	
16"	400	20S-16	10596	1.8	25S-16	10612	2.0	27S-16	10628	2.4	35S-16	10644	3.9				
18"	450	20S-18	10597	2.0	25S-18	10613	2.2	27S-18	10629	2.7	35S-18	10645	4.2	45S-18	10661	5.2	
20"	500	20S-20	10598	2.2	25S-20	10614	2.5	27S-20	10630	3.0	35S-20	10646	4.7	45S-20	10662	5.5	
24"	600	20S-24	10600	2.6	25S-24	10616	3.0	27S-24	10632	3.1	35S-24	10648	5.6	45S-24	10664	7.0	
30"	750	20S-30	10603	3.3	25S-30	10619	3.7	27S-30	10635	4.5	35S-30	10651	7.0	45S-30	10667	8.2	
36"	900	20S-36	10605	3.9	25S-36	10621	4.5	27S-36	10637	5.3	35S-36	10653	8.4	45S-36	10669	10.4	
42"	1050	20S-42	10606	4.6	25S-42	10622	4.9	27S-42	10638	6.2	35S-42	10654	10.2	45S-42	10670	11.9	
48"	1200	20S-48	10607	5.2	25S-48	10623	5.8	27S-48	10639	7.1	35S-48	10655	11.1	45S-48	10671	13.9	
60"	1500	20S-60	10609	6.6	25S-60	10625	7.4	27S-60	10641	8.7	35S-60	10657	14.0				
		55S															
18"	450	55S-18	10677	7.3													
24"	600	55S-24	10680	9.7													
30"	750	55S-30	10683	12.0													
36"	900	55S-36	10685	16.8													
48"	1200	55S-48	10687	19.2													

Stock Items (non-shaded) carried in factory inventory.
 Made To Order Items (shaded) allow one week for production. In most cases, the next standard stock item can be adapted to meet your requirements.
Non-Listed Items are available. Request quote for price and delivery.

Alligator® Conveyor Belt Lacing



EXTRA HINGE PINS



STEEL (H) CORRUGATED HINGE PINS – PACKAGES OF 10 PINS

BELT WIDTH		ORDERING NUMBER	ITEM CODE	WT. LBS.	ORDERING NUMBER	ITEM CODE	WT. LBS.	ORDERING NUMBER	ITEM CODE	WT. LBS.	ORDERING NUMBER	ITEM CODE	WT. LBS.
in.	mm	For 00			For 1 or 7			For 15			For 20		
6	150	00H6	10030	.1	1&7H6	10031	.1						
12	300	00H12	11075	.1	1&7H12	11092	.1	15H12	10033	.2	20H12	10034	.3
18	450	00H18	11078	.1	1&7H18	11095	.2	15H18	11126	.4	20H18	11142	.4
24	600	00H24	11081	.1	1&7H24	11098	.2	15H24	11129	.5	20H24	11145	.6
30	750	00H30	11084	.2	1&7H30	11101	.3	15H30	11132	.6	20H30	11148	.7
36	900	00H36	11086	.2	1&7H36	11103	.3	15H36	11134	.8	20H36	11150	.9
48	1200	00H48	11088	.2	1&7H48	11105	.5	15H48	11136	1.1	20H48	11152	1.2
60	1500	00H60	11090	.3	1&7H60	11107	.5	15H60	11138	1.2	20H60	11154	1.5
		For 25 or 27			For 35			For 45			For 55 or 65		
12	300	25&27H12	10035	.4	35H12	10037	.6	45H12	10038	.9			
18	450	25&27H18	11157	.7	35H18	11187	1.0						
24	600	25&27H24	11160	.8	35H24	11190	1.3	45H24	11205	1.7	55&65H24	11220	2.8
30	750	25&27H30	11163	1.1	35H30	11193	1.5						
36	900	25&27H36	11165	1.2	35H36	11195	1.8	45H36	11210	2.6	55&65H36	11225	4.3
48	1200	25&27H48	11167	1.8	35H48	11197	2.5	45H48	11212	3.8	55&65H48	11227	5.6
60	1500	25&27H60	11169	2.4	35H60	11199	3.2	45H60	11214	4.4	55&65H60	11229	7.4

STAINLESS (SH) CORRUGATED HINGE PINS – 300 SERIES – PACKAGES OF 10 PINS

BELT WIDTH		ORDERING NUMBER	ITEM CODE	WT. LBS.	ORDERING NUMBER	ITEM CODE	WT. LBS.	ORDERING NUMBER	ITEM CODE	WT. LBS.	ORDERING NUMBER	ITEM CODE	WT. LBS.
in.	mm	For 00			For 1 or 7			For 15			For 20		
12	300				1&7SH12	11846	.1						
18	450				1&7SH18	11849	.2	15SH18	11878	.4			
24	600	00SH24	11831	.1	1&7SH24	11852	.2	15SH24	11881	.5	20SH24	11906	.5
30	750				1&7SH30	11855	.3	15SH30	11884	.7	20SH30	11909	.7
36	900	00SH36	11836	.2	1&7SH36	11857	.4	15SH36	11886	.8	20SH36	11911	.9
48	1200	00SH48	11838	.2	1&7SH48	11859	.4	15SH48	11888	.9	20SH48	11913	1.2
60	1500	00SH60	11840	.3	1&7SH60	11861	.5	15SH60	11890	1.0			
		For 25 or 27			For 35			For 45			For 55 or 65		
12	300	25&27SH12	11925	.4	35SH12	11950	.7						
18	450	25&27SH18	11928	.7									
24	600	25&27SH24	11931	.9	35SH24	11956	1.2				55&65SH24	11998	2.8
30	750	25&27SH30	11934	1.2	35SH30	11959	1.6						
36	900	25&27SH36	11936	1.4	35SH36	11961	2.0	45SH36	11982	2.8			
48	1200	25&27SH48	11938	1.7	35SH48	11963	2.6	45SH48	11984	4.3			
60	1500	25&27SH60	11940	2.0									

EXTRA CLIPS

6 CLIPS PER PACKAGE

FASTENER SIZE	ORDERING NUMBER	ITEM CODE	WT. LBS.
1, 7	1 & 7 CLIP	13256	.03
15, 20	15 & 20 CLIP	13250	.03
25, 27	25 & 27 CLIP	13252	.04
35	35 CLIP	13253	.04
45	45 CLIP	13254	.04



Alligator® Transmission Belt Lacing

FASTENERS

STRIP LENGTH		ORDERING NUMBER	ITEM CODE	SETS/BOX	WT. LBS.
STEEL					
6"	150	00	10000	6	.2
6"	150	1A	10001	6	.3
6"	150	7	10002	6	.5
12"	300	15	10003	4	.9
12"	300	20	10004	4	1.2
12"	300	25D	10005	4	1.4
12"	300	27K	10008	4	1.7
12"	300	35N	10011	4	2.7
12"	300	45U	10012	4	3.3
12"	300	55W	10013	4	4.7
12"	300	65X	10014	4	5.8

ORDERING NUMBER	ITEM CODE	SETS/BOX	WT. LBS.
STAINLESS (TYPE 316)			
00S	10512	6	.2
1AS	10513	6	.3
7S-TRANS	10514	6	.5
15S	10515	4	.9
20S	10516	4	1.2
25DS	10517	4	1.5
27KS	10519	4	1.8
35NS	10521	4	2.8
45US	10522	4	3.4
55VWS	10523	4	5.0

ECONOMY PACKAGES – 12" STRIPS

ORDERING NUMBER	ITEM CODE	SETS/BOX	WT. LBS.
STEEL LACING (WITH PINS)			
15E	10020	10	3.2
20E	10021	10	4.2
25E	10022	10	4.8
27E	10023	10	5.8
35E	10024	10	8.3

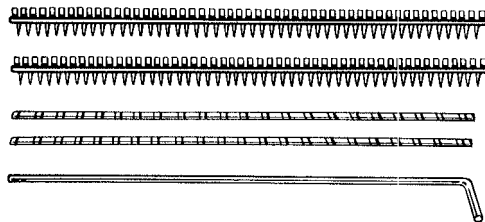
TRANSMISSION BELT LACING

CARTON CONTENTS:

Fastener Sets as indicated above:
 Sizes #00, 1 and 7 are 6" strips.
 Sizes #15 through 65 are 12" strips.

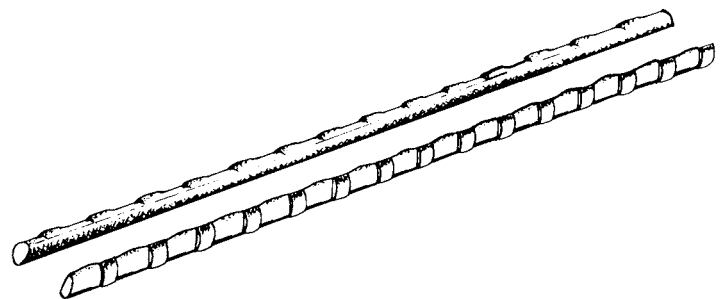
Rocker Hinge Pins (Sizes 00, 1A,
 7, 00S, 1AS and 7S come with
 Corrugated Hinge Pins.)

1 Gauge Pin



ROCKER HINGE PINS (EXTRA-20/PACKAGE) FOR TRANSMISSION BELT LACING


ORDERING NUMBER	ITEM CODE	ORDERING NUMBER	ITEM CODE	WT. LBS.
STEEL (RH)		STAINLESS (SRH)		
15RH12	12375	20SRH12	12388	.3
20RH12	12376	25SRH12	12389	.4
27RH12	12378			.5
35RH12	12379			.6
45RH12	12380			.8
55&65RH12	12381			1.3



Stock Items (non-shaded) carried in factory inventory.

Made To Order Items (shaded) allow one week for production. In most cases, the next standard stock item can be adapted to meet your requirements.

Non-Listed Items are available. Request quote for price and delivery.



How Alligator® Ready Set™ Staple Fasteners Work

Designed for light and medium duty synthetic carcass belting, the Alligator® Staple fastener utilizes high tensile, stainless steel staple attachment, in conjunction with an extended plate design. This design separates the point of fastener penetration from the line of belt flexing to eliminate splice fatigue at the point of belt attachment.

Staple fasteners are furnished in strips with a bridge between each fastener plate. This strip design minimizes the chance of

individual parts dislodging into the conveyed product. The one piece design provides a stronger splice, greater resistance to impact damage, and a smoother, unrippled joint that simplifies hinge pin insertion.

Staples are hammer driven through the fastener and belt, working between the carcass fibers without severing them. The staples are then clinched cross-wise to the belt, so that belt tension does not pull against the staples to unclinch them.

Applications	Installation Method	What You Need for Installation
<ul style="list-style-type: none"> Package and Parts Handling Cased Goods Food Wood Agricultural Products 	A portable, lightweight application tool is easily carried to the job for on-site installation. The tool holds belt and fastener while staples are set with a hammer and a staple driver.	<ul style="list-style-type: none"> Fasteners Hinge Pin Installation Tool Staple Driver 1 lb. Hammer
How to Specify the Correct Alligator® Staple Fastener	Fastener Metal Selection	Hinge Pin Selection
<ol style="list-style-type: none"> Determine Belt Tension (PIW). Measure your Belt Thickness. Measure the Diameter of the Smallest Pulley in your Drive with Belt Wrap more than 90°. Choose the fastener size that is appropriate for your specifications in the selection chart below. 	<p>Steel. Standard fastener material.</p> <p>Stainless Steel. Type 316 Stainless Steel provides extra resistance to abrasion, magnetic attraction, and corrosion from acids and chemicals.</p> <p>Type 430 Magnetic Stainless Steel (Sizes 62 and 125).</p> <p>MegAlloy®. (Sizes 125 and 187) For superior resistance to wear and abrasion.</p>	<p>NC Nylon Covered Steel Cable - for use with steel fasteners, flat or troughed belts.</p> <p>NCS Nylon Covered Stainless Steel Cable - for applications with stainless fasteners, flat or troughed belts.</p> <p>SP Steel Spring Wire - for use with steel fasteners in abrasive or gritty material applications, flat belts only.</p> <p>SS Stainless Steel Spring Wire - for use with stainless fasteners, flat belts only.</p>

Alligator® Ready Set™ Staple Fasteners Selection Chart

Fastener Size	Operating Tension Range		Belt Thickness Range		Min. Pulley Diameter		Approx. Hinge Pin Diameter	
	P.I.W.	kN/m	in.	mm	in.	mm	in. (nylon-steel)	mm (nylon-steel)
RS62	100	17	1/16-1/8	1.5-3.2	2	50	nylon .080, steel .080	nylon 2.0, steel 2.0
RS125	160	28	1/8-3/16	3.2-4.8	3	75	nylon .141, steel .141	nylon 3.6, steel 3.6
RS187	200	35	3/16-1/4	4.8-6.4	4	102	nylon .203, steel .187	nylon 5.2, steel 4.7



Alligator® Ready Set™ Staple Fasteners

FASTENERS

CARTON CONTENTS:

- 4 Fastener Sets
- 4 Hinge Pins
- Required Amount of Retaining Washers

STEEL

RS62	BELT WIDTH		ORDERING NUMBER	ITEM CODE	WT. LBS.
	in.	mm	WITH NYLON COVERED STEEL CABLE PINS (NC)		
12"	300	RS62J12/300NC	54476	1.3	
16"	400	RS62J16/400NC	54477	1.8	
18"	450	RS62J18/450NC	54478	2.0	
20"	500	RS62J20/500NC	54479	2.2	
24"	600	RS62J24/600NC	54480	2.7	
30"	750	RS62J30/750NC	54481	3.4	
36"	900	RS62J36/900NC	54482	4.0	
42"	1050	RS62J42NC	54485	4.7	
48"	1200	RS62J48NC	54483	5.4	
60"	1500	RS62J60NC	54484	6.7	
72"	1800	RS62J72NC	54796	7.4	

STAINLESS (TYPE 316)

RS62	BELT WIDTH		ORDERING NUMBER	ITEM CODE	WT. LBS.
	in.	mm	WITH STEEL SPRING WIRE PINS (SP)		
12"	300	RS62J12/300SP	54486	1.3	
16"	400	RS62J16/400SP	54487	2.0	
18"	450	RS62J18/450SP	54487	2.0	
20"	500	RS62J20/500SP	54492	2.2	
24"	600	RS62J24/600SP	54488	2.7	
30"	750	RS62J30/750SP	54493	3.4	
36"	900	RS62J36/900SP	54489	4.0	
42"	1050	RS62J42SP	54502	4.7	
48"	1200	RS62J48SP	54490	5.4	
60"	1500	RS62J60SP	54491	6.7	
72"	1800	RS62J72SP	54429	7.4	

RS62	BELT WIDTH		ORDERING NUMBER	ITEM CODE	WT. LBS.
	in.	mm	WITH STAINLESS SPRING WIRE PINS (SS)		
12"	300	RS62SJ12/300SS	54494	1.3	
16"	400	RS62SJ16/400SS	54495	2.0	
18"	450	RS62SJ18/450SS	54495	2.0	
20"	500	RS62SJ20/500SS	54496	2.2	
24"	600	RS62SJ24/600SS	54497	2.7	
30"	750	RS62SJ30/750SS	54498	3.4	
36"	900	RS62SJ36/900SS	54499	4.0	
42"	1050	RS62SJ42SS	54503	4.7	
48"	1200	RS62SJ48SS	54500	5.4	
60"	1500	RS62SJ60SS	54501	6.7	

RS62	BELT WIDTH		ORDERING NUMBER	ITEM CODE	WT. LBS.
	in.	mm	WITH NYLON COVERED STAINLESS CABLE PINS (NCS)		
12"	300	RS62SJ12/300NCS	54505	1.3	
16"	400	RS62SJ16/400NCS	54506	2.0	
18"	450	RS62SJ18/450NCS	54506	2.0	
20"	500	RS62SJ20/500NCS	54507	2.7	
24"	600	RS62SJ24/600NCS	54504	3.4	
30"	750	RS62SJ30/750NCS	54508	4.0	
36"	900	RS62SJ36/900NCS	54508	4.0	
42"	1050	RS62SJ48NCS	54509	5.4	
48"	1200	RS62SJ60NCS	54510	6.7	
72"	1800	RS62SJ72NCS	55024	7.4	

STEEL

RS125	BELT WIDTH		ORDERING NUMBER	ITEM CODE	WT. LBS.
	in.	mm	WITH NYLON COVERED STEEL CABLE PINS (NC)		
4"	100	RS125J4NC*	54513	1.6	
10"	250	RS125J10NC	54514	1.7	
12"	300	RS125J12/300NC	54515	1.9	
14"	350	RS125J14NC	54516	2.3	
16"	400	RS125J16/400NC	54517	2.5	
18"	450	RS125J18/450NC	54518	2.8	
20"	500	RS125J20/500NC	54519	3.2	
24"	600	RS125J24/600NC	54520	3.7	
30"	750	RS125J30/750NC	54521	4.5	
36"	900	RS125J36/900NC	54522	5.5	
42"	1050	RS125J42NC	54523	6.6	
48"	1200	RS125J48NC	54524	7.4	
60"	1500	RS125J60NC	54525	9.3	
72"	1800	RS125J72NC	54573	10.9	

RS125	BELT WIDTH		ORDERING NUMBER	ITEM CODE	WT. LBS.
	in.	mm	WITH STEEL SPRING WIRE PINS (SP)		
4"	100	RS125J4/100SP	54528	2.7	
10"	250	RS125J10/250SP	54529	3.0	
12"	300	RS125J12/300SP	54530	3.4	
14"	350	RS125J14/350SP	54531	4.0	
16"	400	RS125J16/400SP	54532	4.9	
18"	450	RS125J18/450SP	54533	6.0	
20"	500	RS125J20/500SP	54536	7.1	
24"	600	RS125J24/600SP	54534	7.8	
30"	750	RS125J30/750SP	54535	10.2	
36"	900	RS125J36/900SP	54580	11.9	

STAINLESS (TYPE 316)

RS125	BELT WIDTH		ORDERING NUMBER	ITEM CODE	WT. LBS.
	in.	mm	WITH STAINLESS SPRING WIRE PINS (SS)		
12"	300	RS125SJ12/300SS	54537	1.9	
14"	350	RS125SJ14SS	54538	2.5	
16"	400	RS125SJ16/400SS	54539	2.8	
18"	450	RS125SJ18/450SS	54540	3.0	
20"	500	RS125SJ20/500SS	54541	3.5	
24"	600	RS125SJ24/600SS	54542	3.9	
30"	750	RS125SJ30/750SS	54543	4.9	
36"	900	RS125SJ36/900SS	54544	5.9	
42"	1050	RS125SJ42SS	54547	7.1	
48"	1200	RS125SJ48SS	54545	8.0	
60"	1500	RS125SJ60SS	54546	10.1	
72"	1800	RS125SJ72SS	54460	11.8	

RS125	BELT WIDTH		ORDERING NUMBER	ITEM CODE	WT. LBS.
	in.	mm	WITH NYLON COVERED STAINLESS CABLE PINS (NCS)		
10"	250	RS125SJ10NCS	54549	1.5	
12"	300	RS125SJ12/300NCS	54550	1.9	
14"	350	RS125SJ14NCS	54551	2.3	
16"	400	RS125SJ16/400NCS	54552	2.5	
18"	450	RS125SJ18/450NCS	54553	2.8	
20"	500	RS125SJ20/500NCS	54554	3.3	
24"	600	RS125SJ24/600NCS	54555	3.8	
30"	750	RS125SJ30/750NCS	54556	4.8	
36"	900	RS125SJ36/900NCS	54557	5.5	
42"	1050	RS125SJ42NCS	54560	6.3	
48"	1200	RS125SJ48NCS	54558	7.6	
60"	1500	RS125SJ60NCS	54559	9.4	
72"	1800	RS125SJ72NCS	54568	11.0	

*10 Sets per Box

STEEL

RS187	BELT WIDTH		ORDERING NUMBER	ITEM CODE	WT. LBS.
	in.	mm	WITH NYLON COVERED STEEL CABLE PINS (NC)		
4"	100	RS187J4NC*	54587	2.3	
12"	300	RS187J12/300NC	54588	2.6	
16"	400	RS187J16/400NC	54589	3.7	
18"	450	RS187J18/450NC	54590	4.1	
20"	500	RS187J20/500NC	54591	4.8	
24"	600	RS187J24/600NC	54592	5.5	
30"	750	RS187J30/750NC	54593	6.8	
36"	900	RS187J36/900NC	54594	8.1	
42"	1050	RS187J42NC	54595	9.5	
48"	1200	RS187J48NC	54596	9.9	
60"	1500	RS187J60NC	54597	11.9	
72"	1800	RS187J72NC	54456	13.9	

RS187	BELT WIDTH		ORDERING NUMBER	ITEM CODE	WT. LBS.
	in.	mm	WITH STEEL SPRING WIRE PINS (SP)		
18"	450	RS187J18/450SP	54598	4.5	
20"	500	RS187J20/500SP	54599	5.1	
24"	600	RS187J24/600SP	54601	5.9	
30"	750	RS187J30/750SP	54603	7.4	
36"	900	RS187J36/900SP	54604	9.0	
42"	1050	RS187J42SP	54605	10.1	
48"	1200	RS187J48SP	54602	11.5	
60"	1500	RS187J60SP	54586	14.4	
72"	1800	RS187J72SP	54426	16.3	

STAINLESS (TYPE 316)

RS187	BELT WIDTH		ORDERING NUMBER	ITEM CODE	WT. LBS.
	in.	mm	WITH STAINLESS SPRING WIRE PINS (SS)		
12"	300	RS187SJ12/300SS	54765	3.4	
16"	400	RS187SJ16/400SS	54613	4.0	
18"	450	RS187SJ18/450SS	54606	4.5	
20"	500	RS187SJ20/500SS	54624	5.1	
24"	600	RS187SJ24/600SS	54607	5.9	
30"	750	RS187SJ30/750SS	54608	7.6	
36"	900	RS187SJ36/900SS	54609	8.9	
42"	1050	RS187SJ42SS	54610	9.7	
48"	1200	RS187SJ48SS	54611	11.8	
60"	1500	RS187SJ60SS	54612	13.8	
72"	1800	RS187SJ72SS	55059	15.8	

RS187	BELT WIDTH		ORDERING NUMBER	ITEM CODE	WT. LBS.
	in.	mm	WITH NYLON COVERED STAINLESS CABLE PINS (NCS)		
12"	300	RS187SJ12/300NCS	54616	2.8	
16"	400	RS187SJ16/400NCS	54614	3.9	
18"	450	RS187SJ18/450NCS	54615	4.3	
20"	500	RS187SJ20/500NCS	54621	4.9	
24"	600	RS187SJ24/600NCS	54617	5.5	
30"	750	RS187SJ30/750NCS	54618	7.1	
36"	900	RS187SJ36/900NCS	54619	8.4	
42"	1050	RS187SJ42NCS	54622	8.9	
48"	1200	RS187SJ48NCS	54620	11.3	
60"	1500	RS187SJ60NCS	54715	13.3	
72"	1800	RS187SJ72NCS	54625	15.3	

*10 Sets per Box

PLEASE NOTE: 310 Alligator Staple is no longer available.

MAGNETIC STAINLESS (TYPE 430)

ORDERING NUMBER	ITEM CODE	WT. LBS.
RS62MJ24/600MS	54473	2.7
RS125MJ24/600MS	54566	3.8

STAPLE LENGTHS
RS62 = .37" (9.4 mm)
RS125 = .45" (11.4 mm)
RS187 = .52" (13.2 mm)

Stock Items (non-shaded) carried in factory inventory.
 Made To Order Items (shaded) allow one week for production. In most cases, the next standard stock item can be adapted to meet your requirements.

NOTE: Plate, Staples, and Hinge Pins are all Magnetic Stainless Steel.

Non-Listed Items are available. Request quote for price and delivery.

Alligator[®] Ready Set[™] Staple Fasteners



HINGE PINS (EXTRA)



COILS


PACKAGES OF 10 PINS

	COILS				ORDERING			PACKAGES OF 10 PINS			ORDERING					
	COIL LENGTH	ORDERING NUMBER	ITEM CODE	WT. LBS.	NUMBER	ITEM CODE	WT. LBS.	BELT WIDTH	ORDERING NUMBER	ITEM CODE	WT. LBS.	NUMBER	ITEM CODE	WT. LBS.		
For 62	NC62 NYLON COVERED STEEL CABLE				NCS62 NYLON COVERED STAINLESS CABLE			SP62 STEEL SPRING WIRE PINS			SS62 300 SERIES STAINLESS SPRING WIRE PINS					
	10'	3	NC62-X	54002	0.1	NCS62-X	54005	0.1	12"	300	SP62-12/300	54111	0.2	SS62-12/300	54148	0.2
	100'	30	NC62-C	54003	1.0	NCS62-C	54006	1.0	16"	400	SP62-16/400	54112	0.3	SS62-16/400	54149	0.3
	NC AND NCS PIN MATERIAL IS OFFERED IN 10 FOOT (3 METER) COILS ("X") OR 100 FOOT (30 METER) REELS ("C").															
	18"															
	16"															
	18"															
	20"															
	24"															
	30"															
36"																
42"																
48"																
54"																
60"																
72"																
For 125	NC1 NYLON COVERED STEEL CABLE				NCS1 NYLON COVERED STAINLESS CABLE			SP1 STEEL SPRING WIRE PINS			SS1 300 SERIES STAINLESS SPRING WIRE PINS					
	10'	3	NC1-X	50661	0.2	NCS1-X	50665	0.2	16"	400	SP1-16/400	50173	0.6	SS1-16/400	50413	0.6
	100'	30	NC1-C	50662	1.7	NCS1-C	50666	1.7	18"	450	SP1-18/450	50174	0.7	SS1-18/450	50414	0.7
	20"															
	24"															
	30"															
	36"															
	42"															
	48"															
	60"															
72"																
For 187	NC187 NYLON COVERED STEEL CABLE				NCS187 NYLON COVERED STAINLESS CABLE			SP2 STEEL SPRING WIRE PINS			SS2 300 SERIES STAINLESS SPRING WIRE PINS					
	10'	3	NC187-X	50669	0.2	NCS187-X	50673	0.2	18"	450	SP2-18/450	50426	1.3	SS2-18/450	50439	1.3
	100'	30	NC187-C	50670	4.8	NCS187-C	50674	4.8	20"	500	SP2-20	50427	1.4	SS2-20	50440	1.4
	24"															
	30"															
	36"															
	42"															
	48"															
	60"															
	72"															

COMPLETE TOOL KITS

Each kit includes an Installation Tool, Staple Setting Plate, Belt Skiver, Belt Nippers, and a 1 lb. Hammer. Packaged in a durable plastic tool box.

DESCRIPTION	ORDERING NUMBER	ITEM CODE	WT. LBS.
6" Installation Kit	RSTK4-6	54634	20.5
12" Installation Kit	RSTK4-12	54635	27.7
Extra Tool Box	TOOL BOX STK	50009	5.4



INTRODUCTORY KIT

Each kit includes: 1 RSC187-4 Application Tool, four Joints, RS125-18 Staple Fasteners, and six feet Nylon-covered Hinge Pin (NC) material.

ORDERING NUMBER	ITEM CODE	WT. LBS.
RSAS-1	54633	7.5



Alligator® Ready Set™ Staple Fasteners

INSTALLATION TOOLS

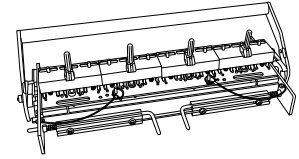
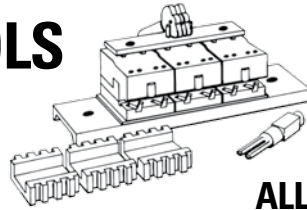
ALLIGATOR® RSC187

(For sizes no. 62, No. 125, and no. 187)

Includes Staple Driver

ORDERING NUMBER	ITEM CODE	WT. LBS.
RSC187	54626	1.3
RSC187-4	54627	4.0
RSC187-6	54628	5.6
RSC187-12	54629	12.8
RSC187-24	54631	20.0

NOTE: To upgrade your old C187 installation tool for use with Ready Set staple fasteners, exchange the green guide block(s) with the yellow (Ready Set) guide block(s) (ST5-5, Item Code 50016).



ALLIGATOR® GOLD CLASS PLUS INSTALLATION TOOL

DESCRIPTION	ORDERING NUMBER	ITEM CODE	WT. LBS.
24" Alligator Gold Class Plus Installation Tool	RS-GOLD-DA	55590	63.0

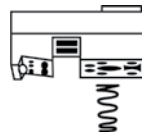
REPLACEMENT PARTS

Guide Block	ST7-5	55554	8.4
Cam Lever	ST8-CAM	55592	0.1

READY SET™ STAPLE GUIDE BLOCK

(Includes Cam Lever Spring)

ORDERING NUMBER	ITEM CODE	WT. LBS.
ST5-5	50016	.2



ALLIGATOR® QUAD STAPLE DRIVER

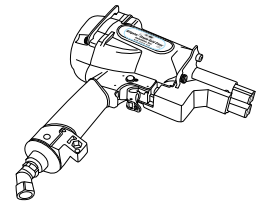
(DRIVES FOUR STAPLES AT ONE TIME)

ORDERING NUMBER	ITEM CODE	WT. LBS.
ST6-9	50201	.5



ALLIGATOR® GOLD CLASS POWER DRIVER

DESCRIPTION	ORDERING NUMBER	ITEM CODE	WT. LBS.
Power Driver	RS-GOLD-DRIVER	55541	14.0



STAPLE SETTING PLATE

ORDERING NUMBER	ITEM CODE	WT. LBS.
ST-28	50249	5.0



12" x 3"

HINGE PIN RETAINING WASHERS-316SS

FOR FASTENER NUMBER	ORDERING NUMBER	ITEM CODE	OUTSIDE DIAMETER	INSIDE DIAMETER	WT. LBS.
62	62-RET-50	54030	1/4"	.10	.1
125	125-RET-50	50053	5/16"	.16	.1
187	187-RET-50	50075	3/8"	.22	.1



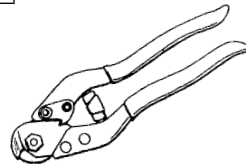
BELT NIPPERS

ORDERING NUMBER	ITEM CODE	WT. LBS.
BN-1	50003	.8



ALLIGATOR® HINGE PIN CUTTER


ORDERING NUMBER	ITEM CODE	WT. LBS.
APC-1	50004	.5



HINGE PIN BENDER

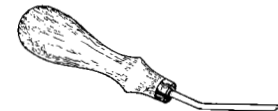
(For use with spring wire pins)

ORDERING NUMBER	ITEM CODE	WT. LBS.
PB1	50077	.4




ROUGH-TOP BELT SKIVER


DESCRIPTION/ ORDERING NUMBER	ITEM CODE	WT. LBS.
RTBS Rough Top Skiver	03239	.3



ALLIGATOR® BELT GRINDER

ORDERING NUMBER	ITEM CODE	WT. LBS.
RB-1	30867	.7




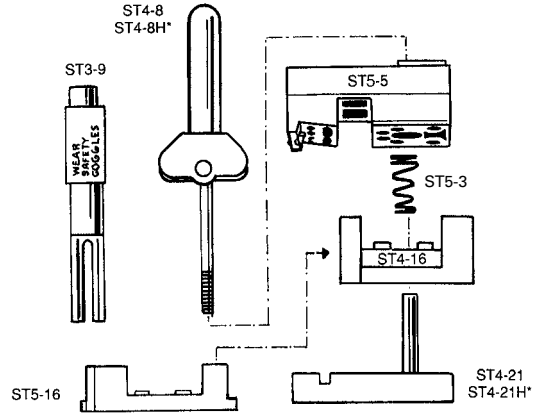


REPLACEMENT PARTS

FOR RSC187

DESCRIPTION	ORDERING NUMBER	ITEM CODE	WT. LBS.
Cam Lever Spring	ST5-3	50015	.1
Staple Driver	ST3-9	50200	.3
Mounting Bolt	ST3-13	50226	.1
Cam Locating Pin	ST3-14	50227	.1
Clamp Bar*	ST3-15-6	50231	.1
Anvil with Dowel Pins (Short)*	ST4-21	50238	.7
Anvil with Dowel Pins (Long)*	ST4-21H	50239	.7
ReadySet Staple Guide Block for RSC187 (yellow)	ST5-5	50016	.2
Cam Lever Assembly (Short)	ST4-8	50243	.1
Cam Lever Assembly (Long)*	ST4-8H	50244	.1
Comb 125/187 (Green)	ST4-16	50248	.3
Comb 62/125 (Yellow)	ST5-16	54010	.3

*NOTE: ST3-15-6 Clamp Bar, ST4-21H Anvil with Dowel Pins (Long) and ST4-8H Cam Lever Assembly (Long) are for multiple stage C187 tools that are six (6) inches or longer. For single stage C187 tools, order ST4-21 Anvil with Dowel Pins (Short) and the ST4-8 Cam Lever Assembly (Short).



MEGALLOY® STAPLE FASTENERS

MEGALLOY® FASTENERS

(Includes 16-6" fastener strips with staples. Hinge pins not included)

ORDERING NUMBER	ITEM CODE	WT. LBS.
125MA	50270	1.9
187MA	50272	2.6

INSTALLATION TOOLS

STAPLE DISPENSER

ORDERING NUMBER	ITEM CODE	WT. LBS.	FOR SIZE
C150	50025	1.3	125 & 187

EXTRA STAPLES FOR MEGALLOY® FASTENERS

FOR FASTENER NUMBER	ORDERING NUMBER	ITEM CODE	BOX QTY.	WT. LBS.
125	S125	50144	990	.9
187	S187	50146	990	1.0


REPLACEMENT PARTS FOR ALLIGATOR® C187 INSTALLATION TOOL

DESCRIPTION	ORDERING NUMBER	ITEM CODE	WT. LBS.
Cam Lever Spring	ST3-3	50188	.1
Staple Guide Block -Green*	ST4-5	50240	.2

*For MegAlloy® only

NOTE: When ordering MegAlloy® Fasteners or bulk ordering lacing with special staple lengths, you must use a green guide block (ST4-5, #50240) with your installation tool. When using loose staples you can order a staple dispenser to speed your installation of this product.

- Stock Items** (non-shaded) carried in factory inventory.
- Made To Order Items** (shaded) allow one week for production. In most cases, the next standard stock item can be adapted to meet your requirements.
- Non-Listed Items** are available. Request quote for price and delivery.



How Alligator® Rivet Fasteners Work


The Alligator® Rivet Fastener system uses the self-setting rivet technology that Flexco developed for the underground mining market. The patented rivets work between the carcass fibers, without severing them, leaving the entire belt carcass intact. The fasteners and rivets of this system are constructed from durable, abrasion-resistant stainless steel for long life.

Because the rivets are self-setting, fasteners are installed quickly from the top side of the belt. Rivets are driven through the fastener plates and the belt, passing between the carcass fibers. The specially-shaped head of each pilot nail works in conjunction with the application tool's anvil plate to set the rivets.

Applications	Installation Method	What You Need for Installation
Hay Baling	Fasteners are installed in one simple procedure with self-setting rivets, using a portable fixture and hammer.	<ul style="list-style-type: none"> • Fasteners • Rivets • Hinge Pin • Installation Tool • 1 lb. Hammer
How to Specify the Correct Alligator® Rivet Fastener	Fastener Metal Selection	Hinge Pin Selection
Fits most round hay balers. Contact Customer Service for more information.	Stainless Steel. Type 300 Series Stainless Steel.	Steel Corrugated - the standard metal pin. Corrugations retain pin within the splice. Stainless Steel Spring Wire - resists wear and corrosion.

Alligator® Rivet Fastener Selection Chart

Operating Tension Range		Belt Thickness Range		Pulley Diameter		Approx. Hinge Pin Diameter	
P.I.W.	kN/m	in.	mm	in.	mm	in.	mm
300	52	13/64-15/64	5.1-6.0	3-1/2	88	.140	3.6

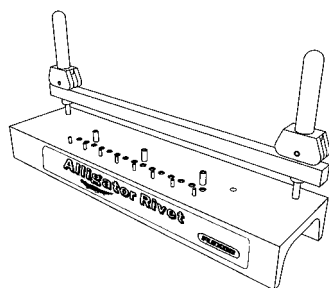


FASTENERS

(300 SERIES STAINLESS PLATES)

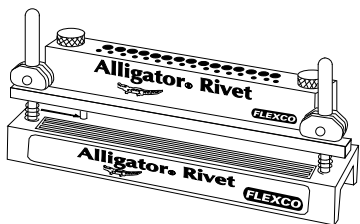
BELT WIDTH		ORDERING NUMBER	ITEM CODE	UNIT OF MEASURE
in.	mm	WITH STEEL CORRUGATED HEAT-TREATED HINGE PINS		
4	100	ARJ4/100	15000	Package
6	150	ARJ6/150	14983	Package
6.8	173	ARJ6.8/173	14979	Package
7	175	ARJ7/175	15001	Package
10	250	ARJ10/250	15002	Package
14	350	ARJ14/350	15003	Package
WITH 300 SERIES STAINLESS SPRING WIRE HINGE PINS				
6	150	ARJ6/150SSI	14995	Package

NOTE: Each package includes fasteners, rivets and hinge pins for 2 complete splices. 14995 minimum 10 pack order quantity.



HAND APPLICATOR TOOL

DESCRIPTION	ORDERING NUMBER	ITEM CODE	WT. LBS.
7" (175 mm) Installation Tool	ART-7	15004	6.9
14" (350 mm) Installation Tool	ART-14	15005	10.1

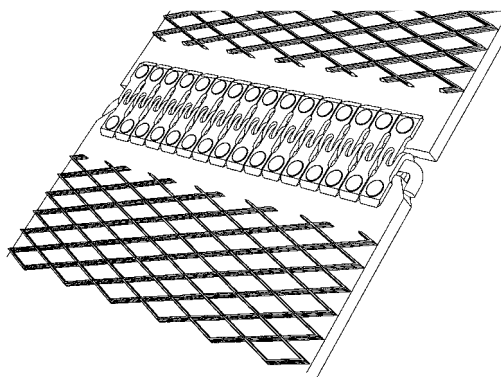


MULTIPLE RIVET INSTALLATION TOOL

Includes tool with guide block, pneumatic punch and hand punch

DESCRIPTION	ORDERING NUMBER	ITEM CODE	WT. LBS.
7" (175 mm) Installation Kit	MART-7	15025	9.1
14" (350 mm) Installation Kit	MART-14	15026	12.4
REPLACEMENT PARTS			
Pneumatic Punch	AR1P	15027	.2

NOTE: When using the pneumatic punch, air pressure not to exceed 85 psi.



LOW PROFILE FASTENERS

(300 SERIES STAINLESS PLATES)

BELT WIDTH		ORDERING NUMBER	ITEM CODE	UNIT OF MEASURE
in.	mm	WITH STEEL CORRUGATED HEAT-TREATED HINGE PINS		
4	100	ARLPJ4/100-8STS FASTENERS	15099	Package
6	150	ARLPJ6/150-8STS FASTENERS	15100	Package
6.8	173	ARLPJ6.8/173-8STS FASTENERS	15093	Package
7	175	ARLPJ7/175-8STS FASTENERS	15101	Package
10	250	ARLPJ10/250-8STS FASTENERS	15102	Package
14	350	ARLPJ14/350-8STS FASTENERS	15103	Package

COMPLETE TOOL KITS - HAND APPLICATOR TOOL

Each kit includes an Installation Tool, Belt Hand Skiver, 1 lb. Hammer, and 2 packages of Alligator Rivet Fasteners. Packaged in a durable plastic tool box.

DESCRIPTION	ORDERING NUMBER	ITEM CODE	WT. LBS.
7" (175 mm) Installation Kit	ARTK-7	15006	14.5
14" (350 mm) Installation Kit	ARTK-14	15015	18.5

COMPLETE TOOL KITS - MULTIPLE RIVET INSTALLATION TOOL

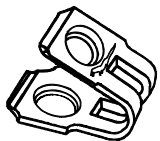
Each kit includes a multiple rivet installation tool, guide block with screws, two pneumatic punches, hand punch and air hammer. Packaged in a durable plastic tool box.

DESCRIPTION	ORDERING NUMBER	ITEM CODE	WT. LBS.
7" (175 mm) Installation Kit	MARTK-7	15032	16.5
14" (350 mm) Installation Kit	MARTK-14	15033	19.7

NOTE: When using the pneumatic punch, air pressure not to exceed 85 psi.

- Stock Items** (non-shaded) carried in factory inventory.
- Made To Order Items** (shaded) allow one week for production. In most cases, the next standard stock item can be adapted to meet your requirements.

Non-Listed Items are available. Request quote for price and delivery.

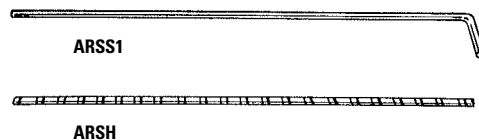


Alligator® Rivet Fasteners

REPLACEMENT HINGE PINS

BELT WIDTH		ORDERING NUMBER	ITEM CODE	QTY. PKG.	ORDERING NUMBER	ITEM CODE	QTY. PKG.
in.	mm	ARSH STEEL CORRUGATED HEAT-TREATED HINGE PIN			ARSS1 300 SERIES STAINLESS SPRING WIRE PIN		
4"	100	ARSH4/100	14990	9	ARSS1-4/100	15007	9
6"	150	ARSH6/150	14991	8	ARSS1-6/150	15017	8
6.8"	173	ARSH6.8/173	15098	8	ARSS1-6.8/173	15104	8
7"	175	ARSH7/175	14992	8	ARSS1-7/175	15008	8
10"	250	ARSH10/250	14993	4	ARSS1-10/250	15009	4
14"	350	ARSH14/350	14994	4	ARSS1-14/350	15010	4

NOTE: For nylon covered hinge pins, NC1 or NCS1, see page 39.



TOOL REPLACEMENT PARTS

DESCRIPTION	ORDERING NUMBER	ITEM CODE	WT. LBS.
Pneumatic Punch	AR1P	15027	.20
Hand Punch	AR1H	15036	0.2
Guide Block 7"	MARGB-7	15028	1.0
Guide Block 14"	MARGB-14	15029	1.6
Cam Lever Assembly	ART7-7	15012	.1
Cam Lever Spring	ST5-3	50015	.1
Clamp Bar 7"	ART7-5	15013	.8
Clamp Bar 14"	ART14-5	15014	1.3
Guide Block Post	MART-GBPWS	15031	.1
Guide Block Knob	MART-GBK	15030	.3
Felt Washers (2 per Package)	MART-GBFW	15035	.1


EXTRA RIVETS (TYPE 430)

DESCRIPTION	ORDERING NUMBER	ITEM CODE
15/PKG.	AR3-15	15011



ALLIGATOR® BELT GRINDER

ORDERING NUMBER	ITEM CODE	WT. LBS.
RB-1	30867	.7



BALER BELT SKIVER


DESCRIPTION	ORDERING NUMBER	ITEM CODE
Baler Belt Skiver	SKIVER-BALERBELT-7IN	04989



REPLACEMENT PARTS

DESCRIPTION	ORDERING NUMBER	ITEM CODE
5 Replacement Blades	BLADE-KIT-5-BALER-SKIVER	04990
5 Replacement Shims	SHIM-KIT-5-BALER-SKIVER	04991
Bench Mounting Kit	BENCH-MOUNT-KIT-BALER-SKIVER	04994

Stock Items (non-shaded) carried in factory inventory.
 Made To Order Items (shaded) have added lead time.
Non-Listed Items are available.
 Request quote for price and delivery.



How Alligator® Non-Metallic Fasteners Work

Alligator® Non-Metallic Fasteners are made up of two distinct product lines, the Alligator® Plastic Rivet System and the Alligator® Spiral Lace Fastener System.

The **Alligator® Plastic Rivet Fasteners** were developed to bring the many advantages of mechanical belt fasteners to those applications where metal belt fasteners could not be used. They are external, cover-mounted fasteners employing a one-piece, integrated design with rivets molded into the top plates of the fasteners.

These rivets pass through pre-punched holes and are formed over through our Spin-Set™ technology, compressing the fastener plates and finishing the splice.

The **Alligator® Spiral Lace Fastener** system was designed for small pulley, low-profile applications. The fastener is constructed of polyester webbing, spirals, and hinge pins. It is installed by either insertion between the plies, ply stepping, or finger splicing.

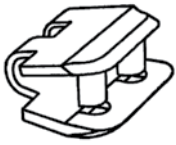
Applications	Installation Method		What You Need for Installation	
<ul style="list-style-type: none"> • Baggage Handling • Food Processing • X-Ray Equipment • Pharmaceutical • Indexing Conveyors • Mail Sortation 	Alligator® Plastic Rivet	Alligator® Spiral Lace	Alligator® Plastic Rivet	Alligator® Spiral Lace
	Pass through pre-punched holes and are Spin-Set™, compressing the fastener plates and finishing the splice.	<ul style="list-style-type: none"> • Ply Insertion • Ply Stepping • Finger Splice • Finger-Step Splice 	<ul style="list-style-type: none"> • Fasteners • Hinge Pin • Belt Punch • Templet • Curling Bit • Comb Assembly • MDT-1 • Installation Tool 	<ul style="list-style-type: none"> • Spiral Lace • Hinge Pin • Adhesive Enhancer • Film/Foil • Splicing Press
How to Specify the Correct Alligator® Non-Metallic Fastener	Fastener Selection		Hinge Pin Selection	
<ol style="list-style-type: none"> 1. Determine Belt Tension (PIW). 2. Measure your Belt Thickness. 3. Measure the Diameter of the Smallest Pulley in your Drive with Belt Wrap more than 90°. 4. Choose the fastener size that is appropriate for your specifications in the selection chart below. 	Alligator® Plastic Rivet	Alligator® Spiral Lace	Alligator® Plastic Rivet	Alligator® Spiral Lace
	Nylon.	Polyester.	Nylon.	Polyester.

Alligator® Plastic Rivet Fastener Selection Chart

Fastener Size	For Belts With Mechanical Fastener Ratings Up To:		Belt Thickness Range		Recommended Min. Pulley Diameter		Approx. Hinge Pin Diameter	
	P.I.W.	kN/m	in.	mm	in.	mm	in.	mm
APF-100	40	7	Up thru 3/32	Up thru 2.4	1-1/2	38	.096	2.5
APF-150	65	11	1/16-1/8	1.6-3.2	3	75	.136	3.5

Alligator® Spiral Lace Fastener Selection Chart

Fastener Size	Approx. Belt Thickness Range		Min. Pulley/Nose Bar		Approx. Operating Tension		Max. Operating Temperature		Approx. Pin Dia.	
	in.	mm	in.	mm	P.I.W.	kN/m	Degrees F	Degrees C	in.	mm
ASL50	1/16-1/8	1.6-3.2	3/8	10	50	8.7	300	150	.031	0.8
ASL60	3/32-9/64	2.4-3.6	1/2	12.7	50	8.7	300	150	.035	.9
ASL90	1/8-3/16	3.2-4.6	5/8	15.3	50	8.7	300	150	.047	1.2

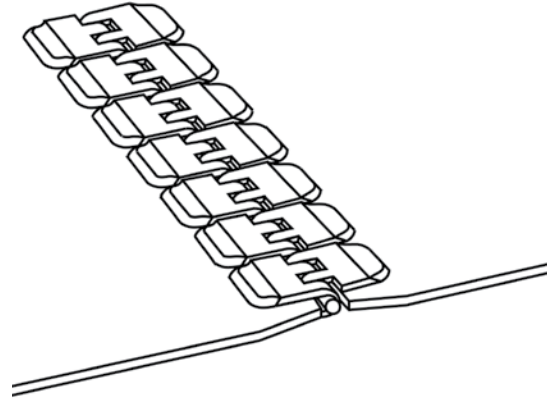


Alligator® Non-Metallic Fasteners

PLASTIC RIVET

FASTENERS Includes Fasteners & Hinge Pin to make one splice.

	BELT WIDTH		DESCRIPTION	ORDERING NUMBER	ITEM CODE	WT. LBS.
	in.	mm				
100	24	600	White	APF100W-50	80013	0.44
	48	1200	White	APF100W-100	80014	0.63
	24	600	Black	APF100B-50	80017	0.44
	48	1200	Black	APF100B-100	80018	0.63
150	24	600	Blue	APF100BLUE-50	80023	0.44
	48	1200	Blue	APF100BLUE-100	80024	0.63
	24	600	White	APF150W-50	80011	0.56
	48	1200	White	APF150W-100	80012	1.00
	24	600	Black	APF150B-50	80015	0.56
	48	1200	Black	APF150B-100	80016	1.00
	24	600	Blue	APF150BLUE-50	80026	0.56
	48	1200	Blue	APF150BLUE-100	80027	1.00



BULK FASTENERS

Recloseable plastic pail contains 500 fasteners - no Hinge Pins.

DESCRIPTION	ORDERING NUMBER	ITEM CODE	WT. LBS.
White	APF100W-500	80019	1.35
Black	APF100B-500	80021	1.35
Blue	APF100BLUE-500	80025	1.35
White	APF150W-500	80020	2.14
Black	APF150B-500	80022	2.14
Blue	APF150BLUE-500	80028	2.14



BULK FASTENERS

HINGE PINS

FASTENER SIZE	LENGTH		ORDERING NUMBER	ITEM CODE	WT. LBS.
	Foot	Meter			
APF100	10	3	NL250-X	80203	0.22
APF100	100	30	NL250-C	80204	2.20
APF150	10	3	NL350-X	80201	0.08
APF150	100	30	NL350-C	80202	0.80

INSTALLATION TOOLS

MOTOR DRIVEN INSTALLATION TOOL

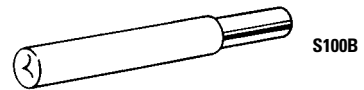
(Required for Installation)

Does not include Comb Assembly or Temple. Purchase separately.

VOLTAGE	ORDERING NUMBER	ITEM CODE	WT. LBS.
110V	MDT-1	80110	31.0
220V-50 Cycle	MDT220-1	80111	35.0



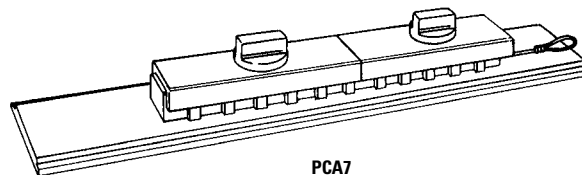
MDT-1



S100B

CURLING BIT (Required for Installation)

FASTENER SIZE	ORDERING NUMBER	ITEM CODE	WT. LBS.
APF100	S100B	80075	0.06
APF150	S150B	80076	0.06



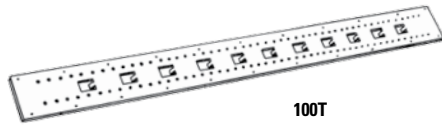
PCA7

COMB ASSEMBLY (Required for Installation)

Includes Gauge Pin

LENGTH		ORDERING NUMBER	ITEM CODE	WT. LBS.
in.	mm			
12	300	PCA7-300	80099	5.0
24	600	PCA7-600	80100	9.0
Clamp Knob Assembly			80150	0.1

Alligator® Non-Metallic Fasteners



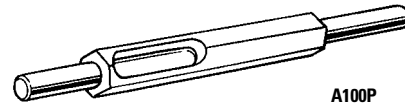
TEMPLATES

100T

LENGTH		ORDERING NUMBER	ITEM CODE	WT. LBS.
in	mm			
FOR APF100 FASTENERS				
12	300	100T-300	80042	0.70
24	600	100T-600	80043	1.38
36	900	100T-900	80044	1.81
48	1200	100T-1200	80045	2.50
FOR APF150 FASTENERS				
12	300	150T-300	80038	0.69
24	600	150T-600	80039	1.25
36	900	150T-900	80040	1.81
48	1200	150T-1200	80041	2.38

BELT PUNCH

FASTENER SIZE	HOLE DIAMETER	ORDERING NUMBER	ITEM CODE	WT. LBS.
APF100	.130	A100P	80078	0.06
APF150	.156	A150P	80079	0.06



A100P

PLASTIC RIVET LUBE

ORDERING NUMBER	ITEM CODE	WT. LBS.	PKG. QTY.
PRL4	80090	0.38	1

ALLIGATOR® SPIRAL LACE FASTENERS

(Hinge Pin included)

LENGTH		ORDERING NUMBER	ITEM CODE	WT LBS.	ORDERING NUMBER	ITEM CODE	WT LBS.
Foot	Meter						
WHITE – SINGLE WEB							
10	3	ASL50/3	19460	0.6			
33	10						
100	30	ASL50/30	04281	N/A			
10	3	ASL60/3	19461	0.7			
33	10	ASL60/10	19462	2.2			
100	30	ASL60/30	19463	6.4			
10	3	ASL90/3	19466	0.9			
33	10	ASL90/10	19467	2.4			
100	30	ASL90/30	19468	6.8			
10	3	ASL160/3	19483	1.1			
100	30	ASL160/30	03913	7.5			
10	3	ASL190/3	19484	1.1			
33	10	ASL190/10	03892	3.3			
WHITE – DOUBLE WEB							
10	3	ASL60D/3	19476	1.0			
33	10	ASL60D/10	19477	2.5			
100	30	ASL60D/30	19478	6.8			
10	3	ASL90D/3	19479	1.2			
33	10	ASL90D/10	19480	2.8			
100	30	ASL90D/30	19481	7.5			
TAN – SINGLE WEB							
10	3	ASL60H/3	04467	1.5			
TAN – DOUBLE WEB							
10	3	ASL80H/3	19470	1.5			
BLACK – SINGLE WEB							
		ASLB50/3	04261	0.6			
		ASLB50/10	04262	N/A			
		ASLB50/30	04176	5.7			
		ASLB60/3	19486	0.7			
		ASLB60/30	05463	6.4			
		ASLB90/3	19485	0.9			
		ASLB90/30	19491	6.8			
BLACK – DOUBLE WEB							
		ASLB90D/3	19489	1.2			
		ASLB90D/10	19490	2.8			
		ASLB90D/30	19494	7.5			
BLUE – SINGLE WEB							
		ASLBLUE50/3	04416	0.6			
		ASLBLUE60/3	04417	1.0			
		ASLBLUE90/3	04418	1.0			

REPLACEMENT HINGE PINS

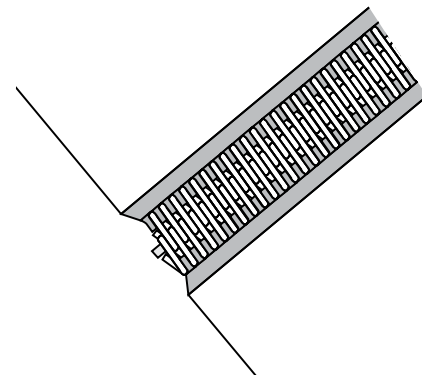
Bulk Hinge Pin material - 100' / coil


ORDERING NUMBER	ITEM CODE	WT. LBS.
ASLHP60-C	19473	0.5
ASLHP90-C	19474	0.6
ASLHP80-C	19475	0.6


LEADER PINS

Note: Custom lengths available.


DESCRIPTION	ORDERING NUMBER	ITEM CODE
(15-foot pin with 3-foot leader)	POLY035X15FT-W/3FT	05200
(15-foot pin with 3-foot leader)	POLY047X15FT-W/3FT	05201



 **Stock Items** (non-shaded) carried in factory inventory.

 **Made To Order Items** (shaded) allow one week for production. In most cases, the next standard stock item can be adapted to meet your requirements.

Non-Listed Items are available. Request quote for price and delivery.



How Alligator® V-Belt Fasteners Work


The Alligator® V-Belt Fastening System is designed to grip the ends of a v-belt without interfering with the sheaves (pulleys) that the belt passes around.

Staples or nails are driven through the fastener and belt and folded over. They

are then hammered tight against the bottom plate of the fastener clinching the belt between the fastener plates. There is nothing that protrudes beyond the sides of the belt that would interfere with the sheaves.

Applications	Installation Method	What You Need for Installation
<ul style="list-style-type: none"> • Power Transmission • Agricultural Harvesting • Manufacturing 	<p>These fasteners are inserted into a holder/tool along with the belt end. The staples/nails are driven through the splice and when complete, the entire assembly is removed from the holder. Insert the hinge and the belt is ready to be run.</p>	<ul style="list-style-type: none"> • Fasteners • Hinge Pin • Staples/Nails • Holder/Tool • Rocker Pin Tools • 1 lb. Hammer
How to Specify the Correct Alligator® V-Belt Fastener	Fastener Metal Selection	Hinge Pin Selection
<p>The fastener size is determined by the belt size that you use. Simply choose the fastener that corresponds to your belt, A312, B437, or C531.</p>	<p>Steel. Standard fastener material.</p>	<p>Rocker Pins are included with the fasteners.</p>

Alligator® V-Belt Fasteners and V-Belt



FASTENERS

ORDERING NUMBER	ITEM CODE	SETS PER BOX	WT. LBS.
A312*	70020	10	.3
B437	70023	10	.5
BB4	70028	10	.4
C531	70030	10	1.2
D750	70034	10	2.1

*A312 Fasteners are installed with staples, all others installed with nails.

V-BELT CONVENTIONAL


LENGTH		ORDERING NUMBER	ITEM CODE	WT. LBS.
Foot	Meter			
20'	6	AV20	70170	1.8
100'	30	AV100	70171	9.0
250'	76	AV250	70172	22.5
20'	6	BV20	70174	2.6
100'	30	BV100	70175	13.0
250'	76	BV250	70176	32.5
100'	30	CV100	70178	22.0
250'	76	CV250	70179	55.0
DOUBLE V – SOLD BY THE FOOT, 25" INCREMENTS				
25' Min.		BB	70015	0.2


INSTALLATION TOOLS & PARTS

DESCRIPTION	ORDERING NUMBER	ITEM CODE	WT. LBS.
Piercing Tool	B43760	70045	1.4
	C62560	70046	2.5
	D75060	70047	3.5
V-Belt Cutter	C62520	70050	2.0
Cutter Blade Only	C62523	70051	.02
Tightener	B43750	70056	.9
	C53150	70057	2.1
	D75050	70058	4.5
Rocker Pin Tool	B43740	70060	.1
	C62540	70061	.1
Holder	A31255	70064	.1
	B43755	70065	.2
	BB455	70066	.2
	C53155	70067	.3

SPARE PARTS

FOR FASTENER NUMBER	DESCRIPTION	ORDERING NUMBER	ITEM CODE	WT. LBS.
A312	Staples–Pkg. of 25	A31274	70110	.1
	Nails –			
B437	Steel–Pkg. of 100	B43774	70111	.2
BB4	Monel–Pkg. of 25	B43774M	70112	.1
C531	Steel–Pkg. of 100	C53174	70113	.3
D750	Steel–Pkg. of 100	D75074	70114	.4

 **Stock Items** (non-shaded) carried in factory inventory.

 **Made To Order Items** (shaded) allow one week for production. In most cases, the next standard stock item can be adapted to meet your requirements.

Non-Listed Items are available. Request quote for price and delivery.

Light-Duty Belt Maintenance Tools

CLIPPER® 845LD SERIES ALUMINUM BELT CUTTER

DESCRIPTION	BELT WIDTH		ORDERING NUMBER	ITEM CODE	WT. LBS.
	in.	mm			
Cutter Complete for belts up to 1/2" (12 mm) thick	36"	900	845836LD	32275	29.0
	48"	1200	845848LD	32276	35.0
	60"	1500	845860LD	32277	40.0
	72"	1800	845872LD	32278	46.0
Wrench Assembly (handle)			820/840VVA	32272	2.0
Cutter Blade Kit			845-CBK	32279	0.5
Optional Squaring Device			840SD	32274	2.0
36" Chain Replacement Kit			840-36CL	03772	1.92
48" Chain Replacement Kit			840-48CL	03773	2.40
60" Chain Replacement Kit			840-60CL	03774	3.00
72" Chain Replacement Kit			840-72CL	03775	3.75

900 SERIES* BELT CUTTER

DESCRIPTION	BELT WIDTH		ORDERING NUMBER	ITEM CODE	WT. LBS.
	in.	mm			
Cutter Complete for belts up to 1.5" (38 mm)	24"	600	900924	04200	39.4
	36"	900	900936	04143	39.4
	48"	1200	900948	04144	48.0
	60"	1500	900960	04145	54.0
	72"	1800	900972	04146	60.3
	84"	2130	900984	04147	86.0
Replacement Blade Kit			900CBK	04149	0.15

*Patent pending

14" BELT CUTTER

(For Belts up to 3/8" thick)

DESCRIPTION	BELT WIDTH		ORDERING NUMBER	ITEM CODE	WT. LBS.
	in.	mm			
Cutter Complete	14"	350	Cutter-14	03230	29.0
14" Replacement Blade			Blade-14	03450	0.6
14" Replacement Nylon Block			Block-14	03451	0.2
10" Replacement Blade			Blade-10	03009	0.5
10" Replacement Nylon Block			Block-10	03010	0.2
6" Replacement Nylon Block			Block-6	03008	0.2

#25 BELT CUTTER

(For Belts and Tapes up to 1/8" thick)

DESCRIPTION	BELT WIDTH		ORDERING NUMBER	ITEM CODE	WT. LBS.
	in.	mm			
#25 Belt Cutter	6"	125	Cutter-25-6	04101	4.0
#25 Rotary Blade (6" Model)			Blade-25-6	04102	0.1

SMART CLAMP™ LIGHT-DUTY BELT CLAMPS

(For Belts up to 5/16" thick)

DESCRIPTION	ORDERING NUMBER	ITEM CODE	WT. LBS.
Complete SmartClamp™ Set*	SMARTCLAMP	04073	45.0

*Patent pending

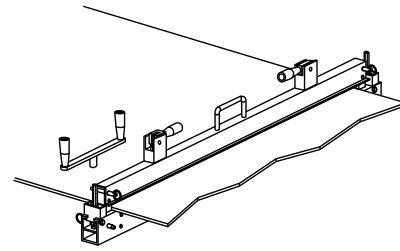
BALER BELT SKIVER

DESCRIPTION	ORDERING NUMBER	ITEM CODE
Baler Belt Skiver	SKIVER-BALERBELT-71N	04989

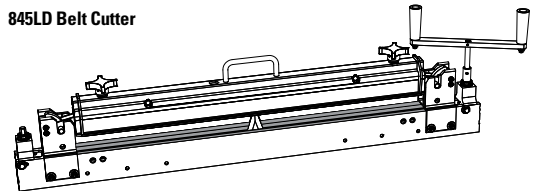
□ Stock Items (non-shaded) carried in factory inventory.

▨ Made To Order Items (shaded) have added lead time.

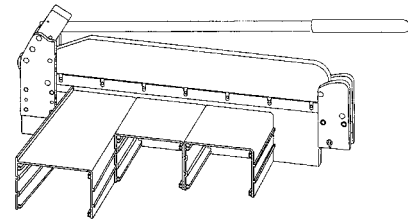
Non-Listed Items are available.
Request quote for price and delivery.



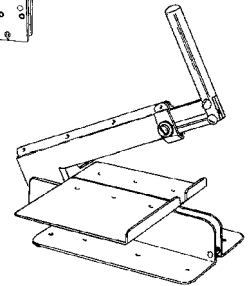
845LD Belt Cutter



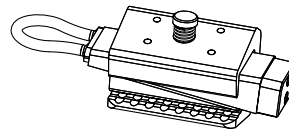
900 Series* Belt Cutter



14" Belt Cutter



#25 Belt Cutter



Smart Clamp™
Light-Duty Belt Clamps



Baler Belt Skiver

LASER BELT SQUARE

DESCRIPTION	ITEM CODE
Laser Belt Square	04305
REPLACEMENT PARTS	
Target (each)	04306
Door Battery Box Assembly	04307



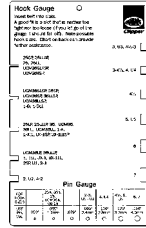
Laser Belt Square

Light-Duty Belt Maintenance Tools

PLASTIC HOOK GAUGE

(For proper hook and pin size selection)

DESCRIPTION/ ORDERING NO.	ITEM CODE	WT. LBS.
Clipper-HookGauge	03129	0.1



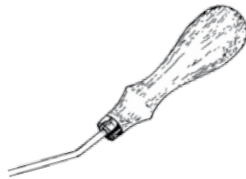
CARDING PAPER REMOVER

DESCRIPTION/ ORDERING NO.	ITEM CODE	WT. LBS.
Carding Paper Remover	03128	0.1



ROUGH-TOP BELT SKIVER

DESCRIPTION/ ORDERING NO.	ITEM CODE	WT. LBS.
RTBS Rough Top Skiver	03239	0.3



UNIBAR® WIRE CUTTERS

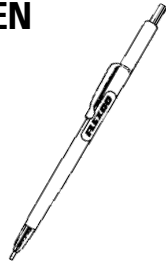
DESCRIPTION/ ORDERING NO.	ITEM CODE	WT. LBS.
Cutter-Unibar Wire	03445	0.5



SILVER INK BELT MARKING PEN

Sold Individually

DESCRIPTION/ ORDERING NO.	ITEM CODE	WT. LBS.
M-4	01350	0.1



LACING ACCESSORY KIT

(Includes Hook Gauge, Carding Paper Remover, Scissors and Rough-Top Belt Skiver)

DESCRIPTION/ ORDERING NO.	ITEM CODE	WT. LBS.
Lacing Accessory Kit	03132	1.0

SCISSORS

DESCRIPTION/ ORDERING NO.	ITEM CODE	WT. LBS.
Clipper Scissors	03244	0.3



Binder

TAPE BINDERS


DESCRIPTION	PINT (0.47 LITER)	
	ORDERING NUMBER	ITEM CODE
Non-Flammable Binder Quick Dry Binder	Binder-PT	03670

QUART (0.95 LITER)	
ORDERING NUMBER	ITEM CODE
Binder-QT	03671
QDBinder-Quart	03704

GALLON (3.79 LITER)	
ORDERING NUMBER	ITEM CODE
Binder-GAL	03672

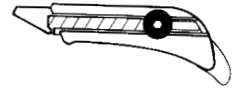
ALLIGATOR® BELT GRINDER

ORDERING NUMBER	ITEM CODE	WT. LBS.
RB-1	30867	.7



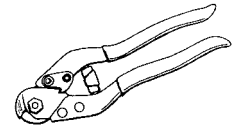
CARD CUTTER

ORDERING NUMBER	ITEM CODE	WT. LBS.
GC-1	18100	.3
EXTRA BLADES (50/Package)		
GCB-50	18101	.8



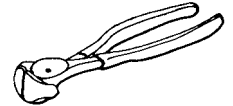
ALLIGATOR® HINGE PIN CUTTER

ORDERING NUMBER	ITEM CODE	WT. LBS.
APC-1	50004	.5



BELT NIPPERS


ORDERING NUMBER	ITEM CODE	WT. LBS.
BN-1	50003	.8



SMART LOCK™

(Kit includes 20 Smart Locks and 5' of .109" Duralink® cable. Compatible Hook sizes 2-7)

DESCRIPTION	ORDERING NUMBER	ITEM CODE	WT. LBS.
Smart-Lock-Kit	Smart Lock	03442	0.2
Individual Smart Locks	Smart Lock	03441	—



Smart Locks



Novitool® General Information

The Novitool® line of belt fabrication equipment is designed to enhance productivity in the workshop and on-site. Intended for use with light and medium weight thermoplastic conveyor belting, each splicing press, ply-separator, and punch employs market-driven innovations.

The quality build and contemporary design of Novitool® products are recognized worldwide. Experienced belt fabricators will appreciate the simplicity of operation and premium finished results, which are standards of all Novitool® products.

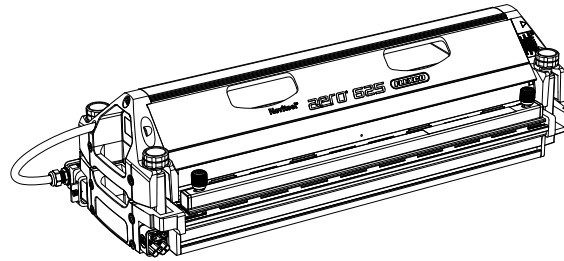
Product	Features	Benefits
Aero® Press	<ul style="list-style-type: none"> • Program time, temperature & pressure in one control • Recipe storage/retrieval • Independent top & bottom heating • Top & bottom cooling • Transport case included 	<ul style="list-style-type: none"> • 8-12 Minute Splicing Times • All-in-One Simplicity • No External Controller • No External Water Tanks • Lightweight and Portable
Amigo™ Monolithic Press	<ul style="list-style-type: none"> • Integrated belt cutter • Contactless heating element • Pre-heat setting • Digital temperature and time control • Interchangeable splice templates • Single Phase 115v or 230v 	<ul style="list-style-type: none"> • Fast splicing time – under 1 minute • Produces high quality splice • Tight pitch control • Safety Features <ul style="list-style-type: none"> ◦ Integrated cutter ◦ Shielded heat zone during splice ◦ Heating element stored when not in use
Ply 130™ Ply Separator	<ul style="list-style-type: none"> • One Adjustment for Splitting Position • One Adjustment for Splitting Depth • Easy to Read Position Rulers • Shielded Rollers and Cutting Blade • Robust Rigid Construction 	<ul style="list-style-type: none"> • Easy to Determine Splitting Position • Excellent Splitting Repeatability • Split Films Down to .014" (35 mm) • Ideal for Thin, Lightweight Urethanes • Safe Operation with Shielded Components
Pun M™ Manual Punch	<ul style="list-style-type: none"> • No External Power Required • Single Movement Belt Clamping • 11,000 lb (50 kN) Punching Force • Open Ended Rigid Construction • Adjustable Stroke for Punching Depth 	<ul style="list-style-type: none"> • Portable for On-site or Workshop Use • Easy One Hand Belt Clamping • Finger and Finger-Over-Finger Punching • No Belt Width Limitations • Simple, Single Lever Punching Action

Novitool® Belt Fabrication Tools

AERO® SPLICE PRESS (WITHOUT CORDS*)

BELT WIDTH		ORDERING NUMBER	ITEM CODE	WT. LBS. (including case)
in.	mm			
24	625	AERO-625	09000	135.30
36	925	AERO-925	09001	171.32
48	1225	AERO-1225	09002	206.53
60	1525	AERO-1525	09003	279.86
72	1835	AERO-1835	09004	315.48
84	2135	AERO-2135	09005	360.20

*Cords sold separately



Stock Items (non-shaded) carried in factory inventory.
 Made To Order Items (shaded) have added lead time.
Non-Listed Items are available.
 Request quote for price and delivery.

AERO® ACCESSORIES







ORDERING NUMBER	ITEM CODE	WT. LBS.
AERO-SPLICE-TAPE-66X200	09508	3.6
ROLLER-SLIDER-FIXTURE	09372	0.77

AERO® PRESS STAND

(For sizes 24", 36", 48" / 625, 925, 1225 mm)

DESCRIPTION	ORDERING NUMBER	ITEM CODE	WT. LBS.
AERO WORKSHOP STAND	AERO-STD-CW-G3-625-1225	09458	315.5
AERO STAND RETROFIT KIT	AERO-STD-CW-G3-625-1225-KIT	09459	40.0
CABLE FOR STAND	AERO-G3-UMBILICAL-EXT-CABLE	09015	4.0

AERO® POWER COMPATIBILITY AND POWER CORDS FOR 625, 925, 1225, 1525, 1835, AND 2135

POWER	COUNTRY	625	925	1225	1525	1835	2135	PLUG END	ORDERING NUMBER	ITEM CODE
1ph 110V, 15A	USA	R	N/A	N/A	N/A	N/A	N/A		AERO-G3-CBL-110V1PH-N5-15	09006
1ph 110V, 20A	USA	R	R	R	N/A	N/A	N/A		AERO-G3-CBL-110V1PH-N5-20	09007
1ph 110V, 20A	N/A	R	R	R	N/A	N/A	N/A	N/A	AERO-G3-CBL-110V1PH	09364
1ph 230V, 30A	USA	F	F	F	F	R	R		AERO-G3-CBL-230V1PH-NL6-30	09010
1 ph 230V, 30A	N/A	F	F	F	F	R	R	N/A	AERO-G3-CBL-230V1PH	09365
3ph 230V, 20A	USA	F	F	F	R	R	R		AERO-G3-CBL-230V3PH-NL15-20	09011
3ph 230V, 16A	N/A	F	F	F	R	R	R	N/A	AERO-G3-CBL-230V3PH	09366
3ph 230V, 30A	USA	F	F	F	F	R	R		AERO-G3-CBL-230V3PH-L15-30	09020
3ph 440V, 460V, 30A	N/A	N/A	N/A	N/A	F	F	F	N/A	AERO-G3-CBL-400V460V3PH	09367
3ph 460V	USA	N/A	N/A	N/A	F	F	F		AERO-G3-CBL-460V3PH-L16-30	09014

(F= full power operation, R= reduced power operation)

SILICONE PRESS PADS AND CLOTHS

LENGTH			COMPATIBLE WITH	SILICONE CLOTHS				SILICONE PADS			
				THICKNESS		ORDERING NUMBER	ITEM CODE	THICKNESS		ORDERING NUMBER	ITEM CODE
				in.	mm			in.	mm		
24	625		Aero-625	0.020	0.5	AERO-S30.5-625	09358	0.12	3.0	AERO-SI3-625	09352
36	925		Aero-925	0.020	0.5	AERO-S30.5-925	09359	0.12	3.0	AERO-SI3-925	09353
48	1225		Aero-1225	0.020	0.5	AERO-S30.5-1225	09360	0.12	3.0	AERO-SI3-1225	09354
60	1525		Aero-1525	0.020	0.5	AERO-S30.5-1525	09361	0.12	3.0	AERO-SI3-1525	09355
72	1835		Aero-1835	0.020	0.5	AERO-S30.5-1835	09362	0.12	3.0	AERO-SI3-1835	09356
84	2135		Aero-2135	0.020	0.5	AERO-S30.5-2135	09363	0.12	3.0	AERO-SI3-2135	09357
		10		0.020	0.5	AERO-SI0.5-230MM-10M-SILICONE	08769				

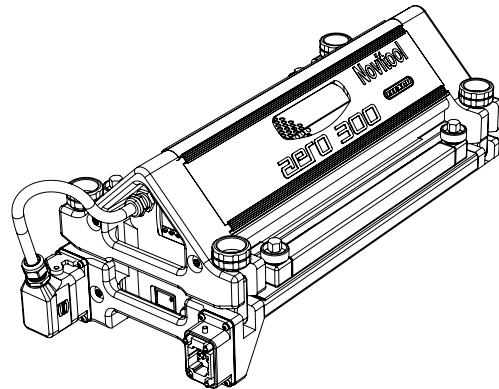
Note: The highlighted items above are sold in sets of two.

Novitool® Belt Fabrication Tools

AERO® 300 SPLICE PRESS (WITHOUT CORDS*)

BELT WIDTH		ORDERING NUMBER	ITEM CODE	WT. LBS. (including case)
in.	mm			
12	300	AERO-300	08000	98.0

*Cords sold separately



AERO® AMPERAGE REQUIREMENTS

	230 volt; single phase	230 volt; 3 phase	460 volt; 3 phase
Aero-300	8	4	4

AERO® PRESS POWER CORDS

DESCRIPTION	ORDERING NUMBER	ITEM CODE	PLUG END DRAWING	COMPATIBLE WITH
230 VOLT; SINGLE PHASE; 60 HZ				
Cord Only - US	AERO-2-CA-1X230	08006	N/A	Aero 300-1500
Cord with L6-30 plug	AERO-2-CA-1X230-NL6-30	08037	L6-30P 	Aero 300-1500
Cord with 6-30 plug	AERO-2-CA-1X230-N6-30	08036	6-30P 	Aero 300-1500
230 VOLT; THREE PHASE; 60 HZ				
Cord Only	AERO-2-CA-3X230	08005	N/A	Aero 300-1500
Cord with L15-20 plug	AERO-2-CA-3X230-NL15-20	08038	L15-20P 	Aero 300-1500
Cord with L15-30 plug	AERO-2-CA-3X230-NL15-30	08039	L15-30P 	Aero 300-1500
400 VOLT; THREE PHASE; 50 HZ				
Cord with IEC4/3-16 plug	AERO-2-CA-3X400-IEC4/3-16	08007	N/A	Aero 300-1500
460 VOLT; THREE PHASE; 60 HZ				
Cord Only	AERO-2-CA-3X460	08008	N/A	Aero 300-1500
Cord with L16-20 plug	AERO-2-CA-3X460-NL16-20	08040	L16-20P 	Aero 300-1500
Cord with L16-30 plug	AERO-2-CA-3X460-NL16-30	08041	L16-30P 	Aero 300-1500

AERO® SPLICE TAPE

ORDERING NUMBER	ITEM CODE	WT. LBS.
AERO-SPLICE-TAPE-66X200	09508	3.6

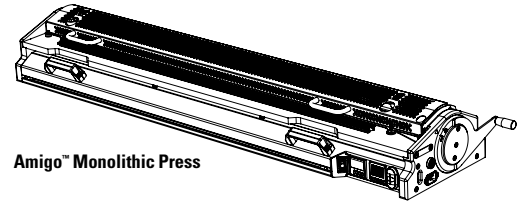
SILICONE PRESS PADS AND CLOTHS

THICKNESS		MATERIAL	LENGTH			COMPATIBLE WITH	ORDERING NUMBER	ITEM CODE	THICKNESS		MATERIAL	LENGTH			COMPATIBLE WITH	ORDERING NUMBER	ITEM CODE
in.	mm		in.	mm	M				in.	mm		in.	mm				
0.02	0.5	Silicone Cloth	12	300		Aero-300	AERO-S10.5-300	08103	0.12	3	Silicone Pad	12	300	Aero-300	AERO-S13-300	08109	
0.02	0.5	Silicone Cloth	24	600		Aero-600	AERO-S10.5-600	08104	0.12	3	Silicone Pad	24	600	Aero-600	AERO-S13-600	08110	
0.02	0.5	Silicone Cloth	36	900		Aero-900	AERO-S10.5-900	08105	0.12	3	Silicone Pad	36	900	Aero-900	AERO-S13-900	08111	
0.02	0.5	Silicone Cloth	48	1200		Aero-1200	AERO-S10.5-1200	08106	0.12	3	Silicone Pad	48	1200	Aero-1200	AERO-S13-1200	08112	
0.02	0.5	Silicone Cloth	60	1500		Aero-1500	AERO-S10.5-1500	08107	0.12	3	Silicone Pad	60	1500	Aero-1500	AERO-S13-1500	08113	
0.02	0.5	Silicone Cloth			10		AERO-S10.5-10M	08108									
0.02	0.5	Silicone Cloth			40		AERO-S10.5-40M	08793									

Note: The highlighted items above are sold in sets of two.








Novitool® Belt Fabrication Tools

AMIGO™ MONOLITHIC PRESS



Amigo™ Monolithic Press

AMIGO™ PRESS AND CABLE ORDERING INFORMATION

	ORDERING NUMBER	ITEM CODE	PLUG END		ORDERING NUMBER	ITEM CODE	PLUG END
Press				Press			
42" (1065 mm)	AMIGO-1000-SPLICEPRESS	08545		42" (1065 mm)	AMIGO-1000-SPLICEPRESS	08545	
Cables				Cables			
115 volt; single phase	AMIGO-1000-CABLE-1X115-IEC520	08585		230 volt; single phase	AMIGO-1000-CABLE-1X230-CEE77	08707	
230 volt; single phase	AMIGO-1000-CABLE-1X230-IECL620	08586		230 volt; single phase	AMIGO-1000-CABLE-1X230-CH2-16P	08708	
230 volt; single phase	AMIGO-1000-CABLE-1X230-IECBR3	08588		230 volt; single phase	AMIGO-1000-CABLE-1X230-BS1363	08718	
				230 volt; single phase	AMIGO-1000-CABLE-1X230-AS3112	08727	


Note: Press, cable, and templates are all purchased separately.


AMIGO™ TEMPLATES

BELT MANUFACTURER	BELT STYLE	BELT TYPE	ORDERING NUMBER	ITEM CODE
Daisler	REOClean	T50DB/SB/W	AMIGO-1000-TMPLT-08591	08591
Volta	DualDrive	FMW & FMB		
Volta	SuperDrive™	FMW & FMB FHW & FHB	AMIGO-1000-TMPLT-08592	08592
Intralox®	ThermoDrive®	8050 8026	AMIGO-1000-TMPLT-08593	08593
Habasit	Cleandrive™	CD.M50.S-UA.CB	AMIGO-1000-TMPLT-08594	08594
		CD.M50.S-UA.WB		
		CD.M25.S-UA.CB		
		CD.M25.S-UA.WB		
		Flat	AMIGO-1000-TMPLT-08595	08595
Gates® Mectrol®	PosiClean®	PC10 PC20	AMIGO-1000-TMPLT-08596	08596
UBR	1" Purclean 2" Purclean	PS2 PB3		
Gates® Mectrol®	CenterClean®	CC40	AMIGO-1000-TMPLT-08597	08597
UBR	Center Drive PurClean	CD3BLSS		
Ammeraal	Aeon	Aeon-50	AMIGO-1000-TMPLT-08603	08603
Cog-veyor Systems Inc.	Cog-veyor	UBM	AMIGO-1000-TMPLT-08710	08710
		UWM		
		PBH		
		PWH		
Beltservice Corporation	Magnethane™	PD1	AMIGO-1000-TMPLT-08739	08739
		Flat w/ Spikes	AMIGO-1000-TMPLT-08741	08741
Gates® Mectrol®	PosiLace™	PC20	AMIGO-1000-TMPLT-08776	08776
		CC40		
		FC12		
		FMB		
Volta	Mini SuperDrive™	FHB	AMIGO-1000-TMPLT-08788	08788

AMIGO™ OPTIONAL ACCESSORIES

	ORDERING NUMBER	ITEM CODE
Skiving Tool	RTBS Rough Top Skiver	03239
Replacement Blades for Amigo	AMIGO-1000-BLADES-5	08587
High – Low Temp Friction Tape for Flat Belts	AMIGO-FRICTIONTAPE-33X25	08604

 **Stock Items** (non-shaded) carried in factory inventory.

 **Made To Order Items** (shaded) have added lead time.

Non-Listed Items are available.

Request quote for price and delivery.

Novitool[®] Belt Fabrication Tools

PLY 130™ PLY SEPARATOR

ORDERING NUMBER	ITEM CODE	NEMA PLUG
PLY SEPARATOR MODEL		
PLY130-WB-460V3PH60HZ	08013	no plug
PLY130-WB-230V3PH60HZ	08046	no plug
PLY130-WB-460V3PH60HZ-L16-20	08053	L16-20
PLY130-WB-460V3PH60HZ-L16-30	08054	L16-30
PLY130-WB-230V3PH60HZ-L15-20	08055	L15-20
PLY130-WB-230V3PH60HZ-L15-30	08056	L15-30
PLY130-WB-400V50HZ	08102	no plug
PLY130-WB-230V3PH60HZ-IEC60309	08151	IEC60309
PLY130-WB-460V3PH60HZ-IEC60309	08152	IEC60309
PLY130-WB-230V3PH50HZ	08246	no plug
PLY130-WB-200V3PH60HZ	08457	no plug
PLY130-WB-200V3PH60HZ-N18-20	08462	N18-20
PLY130-WB-200V3PH50HZ	08527	no plug
PLY130-WB-200V3PH50HZ-N18-20	08528	N18-20
PLY 130™ CART		
PLY130-CART (only)	08100	N/A
REPLACEMENT PARTS		
PLY-BL BLADE & JIG KIT	08014	N/A

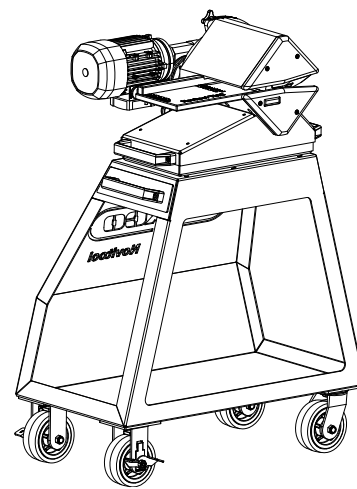
PUN M™ MANUAL PUNCH

ORDERING NUMBER	ITEM CODE
PUN M*	
PUN-M-300	08016
PUN-M-600	08017
PUN-M-900	08018
PUN M 300 PUNCHBOARDS	
PUN-B-50×20-300	08019
PUN-B-70×15-300	08022
PUN-B-80×20-300	08025
PUN-B-50X18X31BIAS-300	08539
PUN M 600 PUNCHBOARDS	
PUN-B-50×20-600	08020
PUN-B-70×15-600	08023
PUN-B-80×20-600	08026
PUN-B-50×18×31BIAS-600	08540
PUN-B-80×20×113BIAS-600	08439
PUN M 900 PUNCHBOARDS	
PUN-B-50×20-900	08021
PUN-B-70×15-900	08024
PUN-B-80×20-900	08027
PUN-B-50×18×31BIAS-900	08526
PUN-B-80×20×113BIAS-900	08440
REPLACEMENT PARTS	
PUN-M-NYLONPAD-KIT	08279

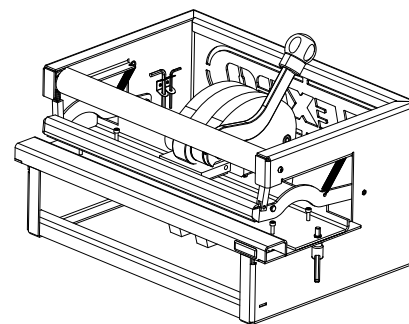
*Punchboards not included with Pun M; purchase separately.
Note: Custom punchboards are available for other finger dimensions. Contact Customer Service for information.

PLY 130™ STEP CUTTER

ORDERING NUMBER	ITEM CODE	WT. LBS.
PLY STEP CUTTER MODEL		
PLY130-STEP CUT-RETROFIT	08499	4.1
PLY130-STEP CUT	08501	2.7
OPTIONAL ITEMS		
PLY130-STEP CUT-BLADES (5)	08497	0.15
PLY130-STEP CUT-GUIDE-EXT	08498	1.6
PLY130-STEP CUT-TWRENCH	08500	0.2



Ply 130™ Cart



Pun M™ Manual Punch

□ Stock Items (non-shaded) carried in factory inventory.
 ■ Made To Order Items (shaded) have added lead time.

Non-Listed Items are available.
 Request quote for price and delivery.



FGP Food Grade Precleaner General Information

The FGP Food Grade Precleaner from Flexco is easy to install, easy to maintain, and disassembles in a snap for regular cleaning and sanitization. The FGP Precleaner works on any belt from 4" to 60" (100 mm to 1500 mm) and the blade is available in both white and blue FDA approved food grade material.

Features and Benefits

- Made of FDA approved materials for use in food applications.
- Certified by USDA for use in meat, poultry and dairy operations.
- Compliant with EU 1934/2004 food contact requirements.
- Simple design limits crevices and opportunities for bacteria growth.
- Snap on/off blade for ease of cleaning and blade replacement.
- Minimal hardware so installation, tensioning, and blade replacement are easy.
- Easily tensioned to minimize blade wear, eliminate belt damage, and maximize cleanability.
- Available in standard blade widths from 12" to 60" (300 mm to 1500 mm). Can be cut to size.
- C-dimension gauge ensures proper pole location for optimal cleaning.
- Compatible with endless as well as mechanical splices.

Specifications:

<ul style="list-style-type: none"> • Temperature Range UHMW: -20°F to 140°F (-29°C to 60°C) Dual Durometer: +32°F to 140°F (0°C to 60°C) 	<ul style="list-style-type: none"> • Blade Height 3.0" (76 mm) 	<ul style="list-style-type: none"> • Blade Hardness UHMW: 63D Shore Hardness Urethane: 85A Shore Hardness 	<ul style="list-style-type: none"> • Blade Material Food-grade UHMW, UHMW with Stainless Steel, or Urethane with PVC
<ul style="list-style-type: none"> • Pulley Diameter Range 2" (50 mm) to 10.5" (267 mm) 	<ul style="list-style-type: none"> • Blade Width Range 4" - 60" (102-1524 mm) 	<ul style="list-style-type: none"> • Pole/Mounting Material 304 Stainless Steel 	
<ul style="list-style-type: none"> • Blade Height 3.0" (76 mm) 			

How to choose the correct size blade for your conveyor:

1. Measure your belt width.
2. Choose the Blade Width that corresponds to your belt width.
3. Measure your conveyor width.
4. Verify the Maximum Conveyor Width shown in the selection chart is larger than your conveyor width. If your conveyor width is larger than the maximum width shown, choose the next larger blade width that accommodates your conveyor width.
5. Blade and/or pole can be cut to users required length. Pole must be 2" longer than the outside width of conveyor structure at the mounting location.

FGP Food Grade Precleaner

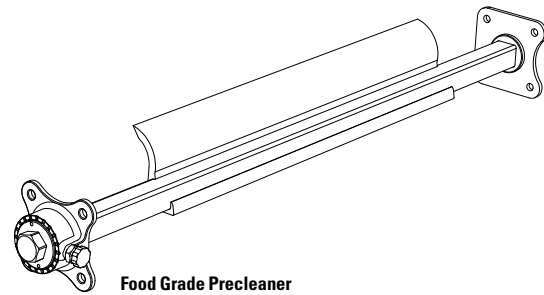
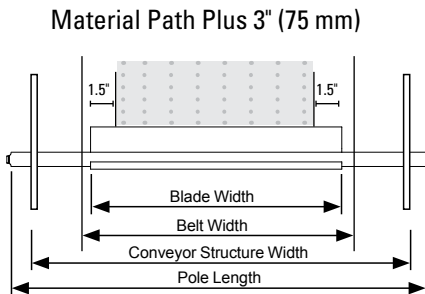
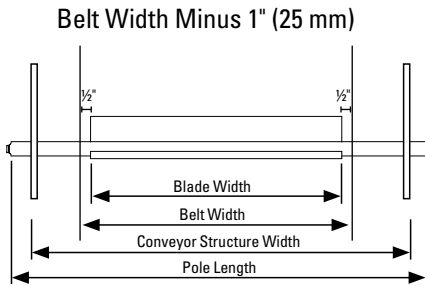
FGP FOOD GRADE PRECLEANER

BLADE WIDTH		MAXIMUM CONVEYOR WIDTH		WEIGHT		WHITE BLADE		BLUE BLADE		BLUE METAL DETECTABLE BLADE		BLUE DUAL DUROMETER BLADE	
in.	mm	in.	mm	lbs.	kg.	ORDERING NUMBER	ITEM CODE	ORDERING NUMBER	ITEM CODE	ORDERING NUMBER	ITEM CODE	ORDERING NUMBER	ITEM CODE
12	305	22	559	6.7	3.0	FGP-W3-12	56009	FGP-BL3-12	56000	FGP-MD3-12	56027	FGP-MDDD3-12	56018
18	457	28	711	7.7	3.5	FGP-W3-18	56010	FGP-BL3-18	56001	FGP-MD3-18	56028	FGP-MDDD3-18	56019
24	610	34	864	8.6	3.9	FGP-W3-24	56011	FGP-BL3-24	56002	FGP-MD3-24	56029	FGP-MDDD3-24	56020
30	762	40	1016	9.5	4.3	FGP-W3-30	56012	FGP-BL3-30	56003	FGP-MD3-30	56030	FGP-MDDD3-30	56021
36	914	46	1168	10.5	4.8	FGP-W3-36	56013	FGP-BL3-36	56004	FGP-MD3-36	56031	FGP-MDDD3-36	56022
42	1067	52	1321	11.5	5.2	FGP-W3-42	56014	FGP-BL3-42	56005	FGP-MD3-42	56032	FGP-MDDD3-42	56023
48	1219	58	1473	12.4	5.6	FGP-W3-48	56015	FGP-BL3-48	56006	FGP-MD3-48	56033	FGP-MDDD3-48	56024
54	1372	64	1626	13.3	6.0	FGP-W3-54	56016	FGP-BL3-54	56007	FGP-MD3-54	56034	FGP-MDDD3-54	56025
60	1524	70	1778	14.2	6.4	FGP-W3-60	56017	FGP-BL3-60	56008	FGP-MD3-60	56035	FGP-MDDD3-60	56026

Product Notes:

- Pole length = blade length + 12" on standard cleaners.
- Blade and/or pole can be cut to users required length.
- Pole must be 2" longer than the outside width of the conveyor structure at the mounting location.

Recommended blade width:



POLE LENGTHS

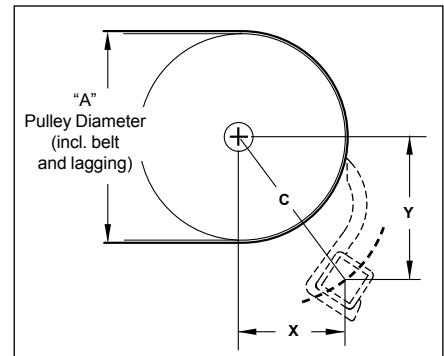
POLE LENGTH		MINIMUM BLADE WIDTH		MAXIMUM BLADE WIDTH		MAXIMUM CONVEYOR STRUCTURE WIDTH AT CLEANER MOUNTING LOCATION	
in.	mm	in.	mm	in.	mm	in.	mm
24	610	4	102	12	305	22	556
30	813	4	102	18	457	28	708
36	965	18	457	24	610	34	861
42	1067	18	457	30	813	40	1013
48	1219	30	813	36	965	46	1165
54	1372	30	813	42	1067	52	1318
60	1524	30	813	48	1219	58	1470
66	1676	30	813	54	1372	64	1623
72	1829	30	813	60	1524	70	1775

POLE LOCATION

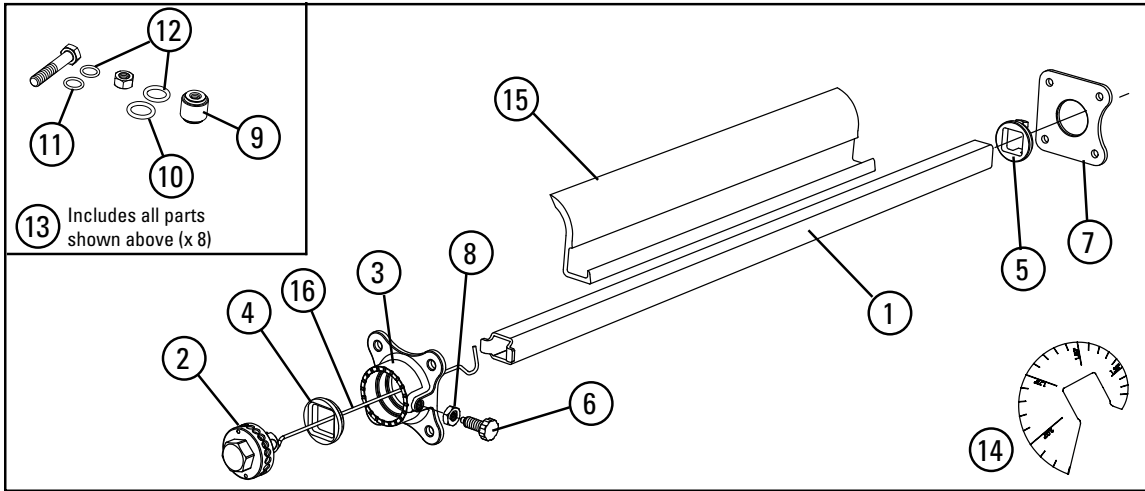
A		X		Y		C		A		X		Y		C	
in.	mm	in.	mm	in.	mm	in.	mm	in.	mm	in.	mm	in.	mm	in.	mm
2.0	51	0.95	24	2.98	76	3.13	80	6.5	165	3.16	80	3.41	87	4.64	118
2.5	64	1.19	30	3.03	77	3.25	83	7.0	178	3.40	86	3.46	88	4.85	123
3.0	76	1.44	37	3.08	78	3.39	86	7.5	191	3.65	93	3.51	89	5.06	129
3.5	89	1.68	43	3.12	79	3.55	90	8.0	203	3.89	99	3.55	90	5.27	134
4.0	102	1.93	49	3.17	81	3.71	94	8.5	216	4.14	105	3.60	91	5.48	139
4.5	114	2.18	55	3.22	82	3.88	99	9.0	229	4.38	111	3.65	93	5.70	145
5.0	127	2.42	61	3.27	83	4.06	103	9.5	241	4.63	118	3.70	94	5.92	150
5.5	140	2.67	68	3.31	84	4.25	108	10.0	254	4.88	124	3.74	95	6.14	156
6.0	152	2.91	74	3.36	85	4.45	113								

A = Diameter of pulley + lagging thickness + belt thickness
 C = Centerline of pulley to centerline of cleaner pole.

POLE LOCATION SPECS



FGP Food Grade Precleaner



FGP FOOD GRADE PRECLEANER REPLACEMENT PARTS

REF	DESCRIPTION	ORDERING NUMBER	ITEM CODE	WT. LBS.
1	24" (610 mm) Pole	FGPL-24/610	56503	2.7
	30" (762 mm) Pole	FGPL-30/762	56504	3.4
	36" (914 mm) Pole	FGPL-36/914	56505	4.1
	42" (1067 mm) Pole	FGPL-42/1067	56506	4.8
	48" (1219 mm) Pole	FGPL-48/1219	56507	5.5
	54" (1372 mm) Pole	FGPL-54/1372	56508	6.2
	60" (1524 mm) Pole	FGPL-60/1524	56509	6.9
	66" (1676 mm) Pole	FGPL-66/1676	56510	7.6
	72" (1829 mm) Pole	FGPL-72/1829	56511	8.3
2	Torsion Hub Assembly	FGTHUB	56519	0.6
3	Torsion Housing	FGTHSG	56520	0.8
4	Torsion Bushing	FGTBBSG	56521	0.1
5	Pole Bushing	FGPBSG	56522	0.1
6	Thumb Screw	FGPIN	56523	0.1
7	End Plate	FGENDPLT	56524	0.5
8	Jam/Locking Nut	FGHEXNUT	56525	0.1
9	Standoff Kit (8 pc)	FGSTNDOFFKIT/8	56526	0.6
	Standoff (1 pc)	FGSTNDOFFKIT/1	56529	0.1
10	Large O-ring (1 pc)	FGO-RLG/1	56530	0.1
11	Small O-ring (1 pc)	FGO-RSM/1	56567	0.1
12	O-ring Kit (16 pcs. ea. Items 10 & 11)	FGO-RGKIT/32	56528	0.1
13	Hardware Kit	FGHRDWRKIT	56527	1.1
14	"C" Dimension Gauge	FG-C-GAUGE	56568	0.1

FGP FOOD GRADE PRECLEANER REPLACEMENT SPRINGS

REF	DESCRIPTION	ORDERING NUMBER	ITEM CODE	WT. LBS.
16	Torsion Spring 6" (152 mm) to 12" (305 mm) Blades	FGTS-20/500	56500	0.1
	Torsion Spring 13" (330 mm) to 24" (610 mm) Blades	FGTS-36/900	56501	0.1
	Torsion Spring 25" (635 mm) to 48" (1219 mm) Blades	FGTS-60/1500	56502	0.1
	Torsion Spring 49" (1245 mm) to 60" (1524 mm) Blades	FGTS-XL	56577	0.2

FGP FOOD GRADE PRECLEANER REPLACEMENT BLADES


REF	DESCRIPTION	ORDERING NUMBER	ITEM CODE	WT. LBS.
15	12" (305 mm) Blue Blade	FGB-BL3-12/305	56531	0.5
	18" (457 mm) Blue Blade	FGB-BL3-18/457	56532	0.7
	24" (610 mm) Blue Blade	FGB-BL3-24/610	56533	0.9
	30" (762 mm) Blue Blade	FGB-BL3-30/762	56534	1.2
	36" (914 mm) Blue Blade	FGB-BL3-36/914	56535	1.4
	42" (1067 mm) Blue Blade	FGB-BL3-42/1067	56536	1.6
	48" (1219 mm) Blue Blade	FGB-BL3-48/1219	56537	1.8
	54" (1372 mm) Blue Blade	FGB-BL3-54/1372	56538	2.1
	60" (1524 mm) Blue Blade	FGB-BL3-60/1524	56539	2.3
	12" (305 mm) White Blade	FGB-W3-12/305	56540	0.5
	18" (457 mm) White Blade	FGB-W3-18/457	56541	0.7
	24" (610 mm) White Blade	FGB-W3-24/610	56542	0.9
	30" (762 mm) White Blade	FGB-W3-30/762	56543	1.2
	36" (914 mm) White Blade	FGB-W3-36/914	56544	1.4
	42" (1067 mm) White Blade	FGB-W3-42/1067	56545	1.6
48" (1219 mm) White Blade	FGB-W3-48/1219	56546	1.8	
54" (1372 mm) White Blade	FGB-W3-54/1372	56547	2.1	
60" (1524 mm) White Blade	FGB-W3-60/1524	56548	2.3	
12" (305 mm) Metal Detectable Blade	FGB-MD3-12/305	56558	0.5	
18" (457 mm) Metal Detectable Blade	FGB-MD3-18/457	56559	0.7	
24" (610 mm) Metal Detectable Blade	FGB-MD3-24/610	56560	0.9	
30" (762 mm) Metal Detectable Blade	FGB-MD3-30/762	56561	1.2	
36" (914 mm) Metal Detectable Blade	FGB-MD3-36/914	56562	1.4	
42" (1067 mm) Metal Detectable Blade	FGB-MD3-42/1067	56563	1.6	
48" (1219 mm) Metal Detectable Blade	FGB-MD3-48/1219	56564	1.8	
54" (1372 mm) Metal Detectable Blade	FGB-MD3-54/1372	56565	2.1	
60" (1524 mm) Metal Detectable Blade	FGB-MD3-60/1524	56566	2.3	
12" (305 mm) Dual Durometer Blade	FGB-MDDD3-12/305	56549	0.5	
18" (457 mm) Dual Durometer Blade	FGB-MDDD3-18/457	56550	0.7	
24" (610 mm) Dual Durometer Blade	FGB-MDDD3-24/610	56551	0.9	
30" (762 mm) Dual Durometer Blade	FGB-MDDD3-30/762	56552	1.2	
36" (914 mm) Dual Durometer Blade	FGB-MDDD3-36/914	56553	1.4	
42" (1067 mm) Dual Durometer Blade	FGB-MDDD3-42/1067	56554	1.6	
48" (1219 mm) Dual Durometer Blade	FGB-MDDD3-48/1219	56555	1.8	
54" (1372 mm) Dual Durometer Blade	FGB-MDDD3-54/1372	56556	2.1	
60" (1524 mm) Dual Durometer Blade	FGB-MDDD3-60/1524	56557	2.3	

Stock Items (non-shaded) carried in factory inventory.

Made To Order Items (shaded) have added lead time.

Non-Listed Items are available.

Request quote for price and delivery.



Light-Duty Transfer Solutions General Information

When it comes to belt-to-belt transfer of product, Flexco understands the importance of a trouble-free transition.

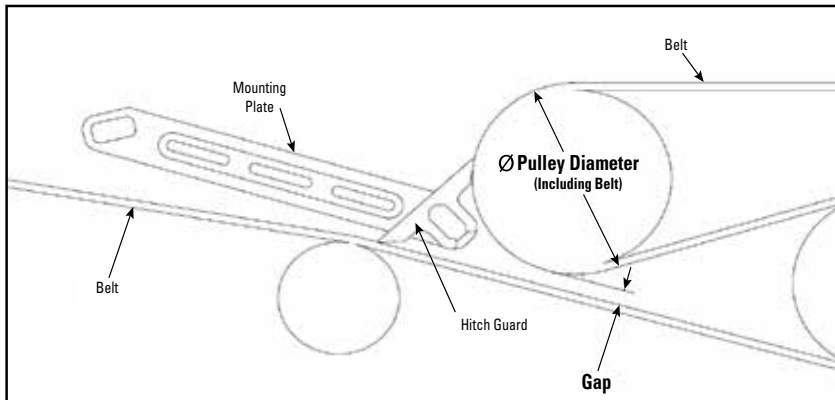
The Hitch Guard from Flexco is engineered to provide a smooth transition of product over the conveyor hitch. The Hitch Guard prevents small objects from becoming lodged between the belts at the hitch which can cause longitudinal conveyor belt tears, damage to conveyed products, and costly periods of unscheduled downtime.

Segmented Transfer Plates offer similar protection at transition points. Designed to accommodate belts up to 60" (1500 mm) wide, different segment lengths can be paired together to provide options for offset mounting and accommodate gaps from 4" to 10" (100 mm to 250 mm).

Both Hitch Guards and Segmented Transfer Plates are designed for individual segments to release from the support bar, so that objects are quickly dislodged while remaining segments stay secured for continued operation.

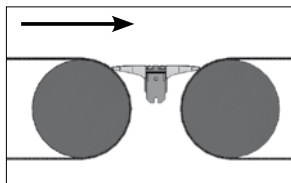
Hitch Guard Ordering Specifications:

Pulley Diameter (inches) (including belt)	2.5	3.0	3.5	4.0	4.5	5.0	5.5	6.0	6.5
Minimum Gap Required (inches)	0.8	0.5	0.1	0	0	0	0	0	0
Maximum Gap (inches) (mounting plate installed above belt)	1.6	1.4	1.2	1.0	0.8	0.6	0.4	0.2	0

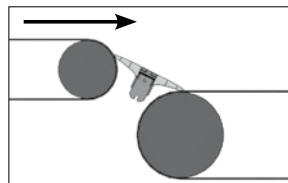


Segmented Transfer Plate Ordering Specifications:

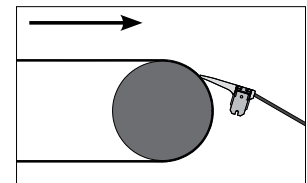
1. Specify belt width. Mounting bar is 2" longer than specified belt width.
2. Determine transfer size required.
3. Determine mounting bar location and if offset is required.



For horizontal to horizontal belt applications.
Measure distance between pulleys at a point 0.5" to 1.5" below the tops of the pulleys (including belt thickness).



For waterfall applications.
Measure distance from about 45° from the top of the upper pulley to the top point on the lower pulley.



For belt to chute or slide applications.
On pulley side, position no higher than 1/2" below the crown with bridge segment positioned roughly 1/8" to 1/2" above the top of the chute or slide back wall.

Transfer Solutions

HITCH GUARD

MAXIMUM CONVEYOR WIDTH		UNIVERSAL MOUNTING BRACKET		SCANNER EYE MOUNTING BRACKET	
		ORDERING NUMBER	ITEM CODE	ORDERING NUMBER	ITEM CODE
in	mm				
36"	900	HITCHGD-V3-KIT-36IN	04442	HITCHGD-V1-KIT-36IN	04322
42"	1050	HITCHGD-V3-KIT-42IN	04443	HITCHGD-V1-KIT-42IN	04321
48"	1200	HITCHGD-V3-KIT-48IN	04444	HITCHGD-V1-KIT-48IN	04320
60"	1500	HITCHGD-V3-KIT-60IN	04445	HITCHGD-V1-KIT-60IN	04319
72"	1800	HITCHGD-V3-KIT-72IN	04988	HITCHGD-V1-KIT-72IN	04973


HITCH GUARD UNIVERSAL MOUNTING REPLACEMENT PARTS

DESCRIPTION	ORDERING NUMBER	ITEM CODE
CENTER SEGMENT	HITCHGD-V1-CENTER-SEGMENT-3IN	04269
CENTER SEGMENT – 10 PACK	HITCHGD-V1-CENTER-SEG-10PC-PK	04339
RIGHT END SEGMENT	HITCHGD-V1-RIGHT-END-SEGMENT	04311
RIGHT END SEGMENT – 5 PACK	HITCHGD-V1-RIGHT-SEG-5PC-PK	04343
LEFT END SEGMENT	HITCHGD-V1-LEFT-END-SEGMENT	04312
LEFT END SEGMENT – 5 PACK	HITCHGD-V1-LEFT-SEG-5PC-PK	04344
MOUNTING PLATE	HITCHGD-V3-MOUNTING-PLATE	04447
MOUNTING KIT	HITCHGD-V3-MOUNTING-KIT	04446
SUPPORT BAR – 38"	HITCHGD-V1-SUPPORT-BAR-38IN	04341
SUPPORT BAR – 44"	HITCHGD-V1-SUPPORT-BAR-44IN	04309
SUPPORT BAR – 50"	HITCHGD-V1-SUPPORT-BAR-50IN	04342
SUPPORT BAR – 62"	HITCHGD-V1-SUPPORT-BAR-62IN	04310
SUPPORT BAR – 74"	HITCHGD-V1-SUPPORT-BAR-74IN	04974

HITCH GUARD SCANNER EYE MOUNTING REPLACEMENT PARTS

DESCRIPTION	ORDERING NUMBER	ITEM CODE
CENTER SEGMENT	HITCHGD-V1-CENTER-SEGMENT-3IN	04269
CENTER SEGMENT – 10 PACK	HITCHGD-V1-CENTER-SEG-10PC-PK	04339
RIGHT END SEGMENT	HITCHGD-V1-RIGHT-END-SEGMENT	04311
RIGHT END SEGMENT – 5 PACK	HITCHGD-V1-RIGHT-SEG-5PC-PK	04343
LEFT END SEGMENT	HITCHGD-V1-LEFT-END-SEGMENT	04312
LEFT END SEGMENT – 5 PACK	HITCHGD-V1-LEFT-SEG-5PC-PK	04344
MOUNTING PLATE	HITCHGD-V1-MOUNTING-PLATE	04308
MOUNTING KIT	HITCHGD-V1-MOUNTING-KIT	04340
SUPPORT BAR – 38"	HITCHGD-V1-SUPPORT-BAR-38IN	04341
SUPPORT BAR – 44"	HITCHGD-V1-SUPPORT-BAR-44IN	04309
SUPPORT BAR – 50"	HITCHGD-V1-SUPPORT-BAR-50IN	04342
SUPPORT BAR – 62"	HITCHGD-V1-SUPPORT-BAR-62IN	04310
SUPPORT BAR – 74"	HITCHGD-V1-SUPPORT-BAR-74IN	04974

 **Stock Items** (non-shaded) carried in factory inventory.

 **Made To Order Items** (shaded) have added lead time.

Non-Listed Items are available.
Request quote for price and delivery.

Transfer Solutions

SEGMENTED TRANSFER PLATES

HORIZONTAL TO HORIZONTAL OR WATERFALL APPLICATIONS – GAPS FROM 4" TO 10" (100 MM TO 250 MM)

TRANSFER WIDTH		MOUNTING BAR OFFSET		BELT WIDTHS					
				24" (610 mm)		36" (914 mm)		42" (1067 mm)	
				ITEM CODE	DESCRIPTION	ITEM CODE	DESCRIPTION	ITEM CODE	DESCRIPTION
in	mm	in	mm						
4"	102	none		56100	TGB-4/102-2/2-24/610	56101	TGB-4/102-2/2-36/914	56181	TGB-4/102-2/2-42/1067
5"	127	0.5"	13	56104	TGB-5/127-2/3-24/610	56105	TGB-5/127-2/3-36/914	56182	TGB-5/127-2/3-42/1067
6"	152	1.0"	25	56108	TGB-6/152-2/4-24/610	56109	TGB-6/152-2/4-36/914	56183	TGB-6/152-2/4-42/1067
		none		56112	TGB-6/152-3/3-24/610	56113	TGB-6/152-3/3-36/914	56184	TGB-6/152-3/3-42/1067
7"	178	1.5"	38	56116	TGB-7/178-2/5-24/610	56117	TGB-7/178-2/5-36/914	56185	TGB-7/178-2/5-42/1067
		0.5"	13	56120	TGB-7/178-3/4-24/610	56121	TGB-7/178-3/4-36/914	56186	TGB-7/178-3/4-42/1067
8"	203	1.0"	25	56128	TGB-8/203-3/5-24/610	56129	TGB-8/203-3/5-36/914	56187	TGB-8/203-3/5-42/1067
		none		56132	TGB-8/203-4/4-24/610	56133	TGB-8/203-4/4-36/914	56188	TGB-8/203-4/4-42/1067
9"	229	0.5"	13	56140	TGB-9/229-4/5-24/610	56141	TGB-9/229-4/5-36/914	56189	TGB-9/229-4/5-42/1067
10"	254	none		56148	TGB-10/254-5/5-24/610	56149	TGB-10/254-5/5-36/914	56190	TGB-10/254-5/5-42/1067

FOR HORIZONTAL TO HORIZONTAL OR WATERFALL APPLICATIONS – GAPS FROM 4" TO 10" (100 MM TO 250 MM)

TRANSFER WIDTH		MOUNTING BAR OFFSET		BELT WIDTHS			
				48" (1219 mm)		60" (1524 mm)	
				ITEM CODE	DESCRIPTION	ITEM CODE	DESCRIPTION
in	mm	in	mm				
4"	102	none		56102	TGB-4/102-2/2-48/1219	56103	TGB-4/102-2/2-60/1524
5"	127	0.5"	13	56106	TGB-5/127-2/3-48/1219	56107	TGB-5/127-2/3-60/1524
6"	152	1.0"	25	56110	TGB-6/152-2/4-48/1219	56111	TGB-6/152-2/4-60/1524
		none		56114	TGB-6/152-3/3-48/1219	56115	TGB-6/152-3/3-60/1524
7"	178	1.5"	38	56118	TGB-7/178-2/5-48/1219	56119	TGB-7/178-2/5-60/1524
		0.5"	13	56122	TGB-7/178-3/4-48/1219	56123	TGB-7/178-3/4-60/1524
8"	203	1.0"	25	56130	TGB-8/203-3/5-48/1219	56131	TGB-8/203-3/5-60/1524
		none		56134	TGB-8/203-4/4-48/1219	56135	TGB-8/203-4/4-60/1524
9"	229	0.5"	13	56142	TGB-9/229-4/5-48/1219	56143	TGB-9/229-4/5-60/1524
10"	254	none		56150	TGB-10/254-5/5-48/1219	56151	TGB-10/254-5/5-60/1524

SEGMENTED TRANSFER PLATES

BELT TO CHUTE OR SLIDE APPLICATIONS – GAPS FROM 3" TO 6" (75 MM TO 150 MM)

TRANSFER WIDTH		MOUNTING BAR OFFSET		BELT WIDTHS					
				24" (610 mm)		36" (914 mm)		42" (1067 mm)	
				ITEM CODE	DESCRIPTION	ITEM CODE	DESCRIPTION	ITEM CODE	DESCRIPTION
in	mm	in	mm						
3"	76	0.5"	12	56206	TGB-3/76-2/B-24/610	56207	TGB-3/76-2/B-36/914	56208	TGB-3/76-2/B-42/1067
4"	102	1.0"	25	56211	TGB-4/102-3/B-24/610	56212	TGB-4/102-3/B-36/914	56213	TGB-4/102-3/B-42/1067
5"	127	1.5"	38	56216	TGB-5/127-4/B-24/610	56217	TGB-5/127-4/B-36/914	56218	TGB-5/127-4/B-42/1067
6"	152	2.0"	51	56221	TGB-6/152-5/B-24/610	56222	TGB-6/152-5/B-36/914	56223	TGB-6/152-5/B-42/1067

BELT TO CHUTE OR SLIDE APPLICATIONS – GAPS FROM 3" TO 6" (75 MM TO 150 MM)

TRANSFER WIDTH		MOUNTING BAR OFFSET		BELT WIDTHS			
				48" (1219 mm)		60" (1524 mm)	
				ITEM CODE	DESCRIPTION	ITEM CODE	DESCRIPTION
in	mm	in	mm				
3"	76	0.5"	12	56209	TGB-3/76-2/B-48/1219	56210	TGB-3/76-2/B-60/1524
4"	102	1.0"	25	56214	TGB-4/102-3/B-48/1219	56215	TGB-4/102-3/B-60/1524
5"	127	1.5"	38	56219	TGB-5/127-4/B-48/1219	56220	TGB-5/127-4/B-60/1524
6"	152	2.0"	51	56224	TGB-6/152-5/B-48/1219	56225	TGB-6/152-5/B-60/1524

Transfer Solutions

SEGMENTED TRANSFER PLATES

HORIZONTAL TO HORIZONTAL OR WATERFALL APPLICATIONS – GAPS FROM 1.5" TO 3" (38 MM TO 75 MM)


TRANSFER WIDTH		MOUNTING BAR OFFSET		BELT WIDTHS					
				24" (610 mm)		36" (914 mm)		42" (1067 mm)	
in	mm	in	mm	ITEM CODE	DESCRIPTION	ITEM CODE	DESCRIPTION	ITEM CODE	DESCRIPTION
1.5"	38	none		56227	TGB-1.5/38-.75/.75-24/610	56228	TGB-1.5/38-.75/.75-36/914	56229	TGB-1.5/38-.75/.75-42/1067
1.75"	44	0.125"	3.2	56232	TGB-1.75/44-1/.75-24/610	56233	TGB-1.75/44-1/.75-36/914	56234	TGB-1.75/44-1/.75-42/1067
2"	51	none		56237	TGB-2/51-1/1-24/610	56238	TGB-2/51-1/1-36/914	56239	TGB-2/51-1/1-42/1067
2.25"	57	0.375"	9.5	56242	TGB-2.25/57-1.5/.75-24/610	56243	TGB-2.25/57-1.5/.75-36/914	56244	TGB-2.25/57-1.5/.75-42/1067
2.5"	64	0.250"	6.4	56247	TGB-2.5/64-1.5/1-24/610	56248	TGB-2.5/64-1.5/1-36/914	56249	TGB-2.5/64-1.5/1-42/1067
3"	76	none		56252	TGB-3/76-1.5/1.5-24/610	56253	TGB-3/76-1.5/1.5-36/914	56254	TGB-3/76-1.5/1.5-42/1067


HORIZONTAL TO HORIZONTAL OR WATERFALL APPLICATIONS – GAPS FROM 1.5" TO 3" (38 MM TO 75 MM)

TRANSFER WIDTH		MOUNTING BAR OFFSET		BELT WIDTHS			
				48" (1219 mm)		60" (1524 mm)	
in	mm	in	mm	ITEM CODE	DESCRIPTION	ITEM CODE	DESCRIPTION
1.5"	38	none		56230	TGB-1.5/38-.75/.75-48/1219	56231	TGB-1.5/38-.75/.75-60/1524
1.75"	44	0.125"	3.2	56235	TGB-1.75/44-1/.75-48/1219	56236	TGB-1.75/44-1/.75-60/1524
2"	51	none		56240	TGB-2/51-1/1-48/1219	56241	TGB-2/51-1/1-60/1524
2.25"	57	0.375"	9.5	56245	TGB-2.25/57-1.5/.75-48/1219	56246	TGB-2.25/57-1.5/.75-60/1524
2.5"	64	0.250"	6.4	56250	TGB-2.5/64-1.5/1-48/1219	56251	TGB-2.5/64-1.5/1-60/1524
3"	76	none		56255	TGB-3/76-1.5/1.5-48/1219	56256	TGB-3/76-1.5/1.5-60/1524

SEGMENTED TRANSFER PLATES REPLACEMENT PARTS

DESCRIPTION	ORDERING NUMBER	ITEM CODE
MOUNTING BRACKET	TG-MTG-BRKT RPL MNTG BRACKET	56600
MOUNTING BRACKET KIT	TGB-1.5-3.0-IN-GAP-MTNG-KIT	56644
MOUNTING KIT PARTS	TGB-1.5-3.0-VERT-SUPPT-BRKT-KT	56645
	TGB-1.5-3.0-ANGLE-BRKT-KT	56646
SUPPORT BARS	TG-BAR-24/610 RPL BAR	56601
	TG-BAR-36/914 RPL BAR	56602
	TG-BAR-42/1067 RPL BAR	56618
	TG-BAR-48/1219 RPL BAR	56603
	TG-BAR-60/1524 RPL BAR	56604
	TGB-EXT-ALUM-BAR-24/610	56639
	TGB-EXT-ALUM-BAR-36/914	56640
	TGB-EXT-ALUM-BAR-42/1067	56641
	TGB-EXT-ALUM-BAR-48/1219	56642
	TGB-EXT-ALUM-BAR-60/1524	56643
END SEGMENTS	TGB-SEG-CENTER-.75/19MM	56636
	TGB-SEG-CENTER-1/25MM	56637
	TGB-SEG-CENTER-1.5/38MM	56638
	TGB-SEG-END-2 2 INCH END SEG	56606
	TGB-SEG-END-3 3 INCH END SEG	56607
CENTER SEGMENTS	TGB-SEG-END-4 4 INCH END SEG	56608
	TGB-SEG-END-5 5 INCH END SEG	56609
	TGB-SEG-CENTER-2 2 IN CTR SEG	56611
	TGB-SEG-CENTER-3 3 IN CTR SEG	56612
CENTER SEGMENT – 5 PACK	TGB-SEG-CENTER-4 4 IN CTR SEG	56613
	TGB-SEG-CENTER-5 5 IN CTR SEG	56614
	TGB-SEG-CENTER-2-5PC 5 PCS	56619
	TGB-SEG-CENTER-3-5PC 5 PCS	56620
BRIDGE SEGMENT	TGB-SEG-CENTER-4-5PC 5 PCS	56621
	TGB-SEG-CENTER-5-5PC 5 PCS	56622
	TGB-BRIDGE SEG-CENTER	56628
	TGB-BRIDGE SEG-END	56629

 Stock Items (non-shaded) carried in factory inventory.

 Made To Order Items (shaded) have added lead time.

Non-Listed Items are available.
Request quote for price and delivery.



Tatch-A-Cleat® General Cleat Information

Cleat patterns

When choosing cleat installation patterns, you should give major consideration to the type of return support which is available or feasible.

Where conveyor pulley center distances are 15 feet or less, it is often possible to omit return rolls safely.

Where the curved or chevron pattern is used with standard return rolls, cleats should be

arranged so that they provide a set of continuous contacts between cleats and rolls. On drives using pulleys less than 6" in diameter, curved or chevron patterns should not be used.

The ends of cleats mounted in a curved pattern should be tapered to lead smoothly onto return rolls.

Suggested minimum cleat height for various sized materials and degrees of incline

This chart assumes that material being conveyed has a 30° natural angle of repose. For rounded or free-flowing materials with a natural angle of repose of less than 30°, use the cleat corresponding to the next higher material size. (For example, if your material is 4" high, with a natural angle of repose of less than 30°, and your belt incline is 40°, you would use a 3" cleat — that is, the cleat size corresponding to 5" material.

		Cleat Height				
Size of Material	8"	6"	6"	6"	6"	
	7"	6"	6"	6"	6"	
	6"	4"	4"	6"	6"	
	5"	3"	3"	4"	6"	
	4"	2"	2"	3"	4"	
	3"	1 1/2"	1 1/2"	2"	3"	
	2"	1"	1"	1 1/2"	2"	
	1"	5/8"	5/8"	1"	1 1/2"	
	1/2"	5/8"	5/8"	5/8"	1"	
			30°	40°	50°	60°

Suggested cleat spacing

This chart assumes that material being conveyed has a 20° dynamic angle of repose (30° natural angle of repose) and that cleats are installed at a right angle to the belt edge. For more free-flowing material, use slightly closer cleat spacing.

		Cleat Spacing				
Cleat Height	6"	35"	28"	21"	15 3/4"	
	4"	23"	18 1/2"	13 1/2"	10 1/2"	
	3"	17"	13 1/2"	10"	8"	
	2"	12"	8 1/2"	6 1/4"	5"	
	1 1/2"	8 1/2"	6"	5"	4"	
	1"	5 1/2"	4 1/4"	2 3/4"	2 1/2"	
	5/8"	4"	2 3/4"	2"	1 3/4"	
			30°	40°	50°	60°

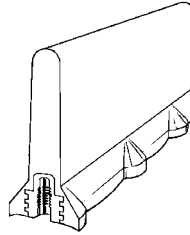
Type	Cleat Pattern	Return Rolls	Recommended
IN TROUGH		SPLIT ROLLS 	Where Cleats are needed only to lock material in place on the conveyor.
STAGGERED		SQUIRREL CAGE 	Where drain-off of liquids presented special problems.
ACROSS BELT WIDTH		SELF-CLEANING 	Where incline is steep and/or material has high flowability — as with large, round or uniformly sized material.
CURVED		STANDARD RETURN ROLLS 	Where increased load capacity is required with a given belt width, trough, and incline.
SPLIT		RUBBER-DISC 	Where drain-off is a problem, and rubber disc-type rolls are available.
CHEVRON		STANDARD RETURN ROLLS 	Where drain-off is a problem, and standard solid return rolls are used.

Tatch-A-Cleat® Mechanical Cleats

MODEL "L" CLEATS

10 CLEATS/CARTON – Min. Pulley 2" (50 mm)

ORDERING NUMBER	ITEM CODE	WT. LBS.
BLACK – PLATED FASTENER		
L5/8-B	99500	7.3
L1-B	99504	9.3
L1-1/2-B	99508	11.2
L2-B	99512	14.0
L3-B	99516	18.3
BLACK – 302 STAINLESS FASTENER		
L5/8-BS	99501	7.3
L1-BS	99505	9.3
L1-1/2-BS	99509	11.2
L2-BS	99513	14.0
L3-BS	99517	18.3
WHITE – PLATED FASTENER		
L5/8-W	99502	7.3
L1-W	99506	9.3
L1-1/2-W	99510	12.3
L2-W	99514	14.5
L3-W	99518	19.3
WHITE – 302 STAINLESS FASTENER		
L5/8-WS	99503	7.3
L1-WS	99507	9.3
L1-1/2-WS	99511	12.3
L2-WS	99515	14.5
L3-WS	99519	19.3



NOTE: Cleats are 24" long.

1/2" screws are furnished "standard" and can be used on belts up to 5/16" (8 mm) thick.

Inserts are on 2" (50 mm) centers.

For belts 5/16" – 7/16" (8 – 11 mm) use a 5/8" screw.

For belts over 7/16" (11 mm) use a 3/4" screw.



NOTE:
Cleats are 48" long. Ordering numbers followed by the letter T indicate cleat fasteners furnished with flat top nut (ECFT). Standard fasteners include hex nuts. (ECF).

ECONO-CLEAT®

5 CLEATS/CARTON

ORDERING NUMBER	ITEM CODE	WT. LBS.	MIN. PULLEY	
			in.	mm
ECONO-CLEAT w/FASTENERS & HEX NUTS (ECF, EC4F, EC6F)				
EC1-1/4	99576	12.5	3	75
EC2	99578	15.5	3	75
EC3	99580	22.0	3	75
EC4	99582	33.0	4	100
EC6*	99586	28.3	6	150
ECONO-CLEAT w/FASTENERS & FLAT TOP NUTS (ECFT, EC4FT)				
EC1-1/4-T	99577	12.5	3	75
EC2-T	99579	15.5	3	75
EC3-T	99581	22.0	3	75
EC4-T	99583	33.0	4	100

*Two 48" Cleats/Carton

EXTRA FASTENER SETS

123/BAG #10-24 Machine Screws and Washers

ORDERING NUMBER	ITEM CODE	WT. LBS.
PLATED		
L1/2-F	99570	1.0
L5/8-F	99522	1.0
L3/4-F	99520	1.3
L1-F	99521	1.3
STAINLESS		
L1/2-FS	99571	1.0
L5/8-FS	99525	1.0
L3/4-FS	99523	1.3

ECONOMY CARTON

12 FT. LENGTHS w/NO FASTENERS - 3 FASTENER SETS PER FOOT REQUIRED

ORDERING NUMBER	ITEM CODE	WT. LBS.	FEET/CTN.	MIN. PULLEY	
				in.	mm
EC1-1/4-C	99597	119.0	240	3	75
EC2-C	99598	125.0	180	3	75
EC3-C	99599	123.0	120	3	75
EC4-C	99601	121.0	72	4	100
EC6-C	99600	126.0	36	6	150

MODEL "HD" CLEATS

ORDERING NUMBER	ITEM CODE	WT. LBS.	CLEATS/CARTON	MIN. PULLEY	
				in.	mm
WITH PLATED FASTENER					
HD1	99531	11.5	10	3	75
HD2	99565	9.5	5	4	100
WITH STAINLESS FASTENER					
HD1S	99648	11.8	10	3	75

NOTE: HD2 Cleats may be purchased in bulk quantities. Contact Customer Service for details.



NOTE:
1" and 2" Cleats – 24" long
Model HD Cleats are furnished with Plated 14 X 1 Type AB Fasteners. Specify 1-1/4" screws for belts over 7/16" thick.

EXTRA FASTENER SETS

61/BAG

ORDERING NUMBER	ITEM CODE	WT. LBS.	SIZE
FASTENERS FOR 1-1/4", 2" & 3" CLEATS			
ECF	99589	2.8	1/4" x 1-1/4"
ECFS	99593	2.9	
ECFT	99590	2.3	
FASTENERS FOR 4" CLEATS			
EC4F	99591	3.3	1/4" x 1-3/4"
EC4FT	99592	2.3	
FASTENERS FOR 6" CLEATS			
EC6F*	99594	2.0	1/4" x 2"

*33/Bag

EXTRA FASTENER SETS TYPE AB 123/BAG

ORDERING NUMBER	ITEM CODE	WT. LBS.
PLATED		
HD1-F	99535	2.5
HD1-1/4-F	99536	2.8
STAINLESS		
HD1-FS	99529	2.6

Stock Items (non-shaded) carried in factory inventory.

Made To Order Items (shaded) have added lead time.

Non-Listed Items are available.

Request quote for price and delivery.

Tatch-A-Cleat® Mechanical Cleats

TATCH-A-LUG®

Min. Pulley 2" (50 mm)

DESCRIPTION	ORDERING NUMBER	ITEM CODE	WT. LBS.
(25 LUGS/CARTON)	LG1-1/2	99541	1.8
	LG2	99543	2.0
(26 EACH)			
Extra Fastener Sets – Plated	LG3/4-F	99546	.3
– Stainless	LG3/4-FS	99547	.3
Economy Carton (100 LUGS)	LG1-1/2-C	99542	6.7
	LG2-C	99544	7.1



TATCH-A-PEG®

Min. Pulley 2" (50 mm)

DESCRIPTION	ORDERING NUMBER	ITEM CODE	WT. LBS.
(100 PEGS/CARTON)	PG2	99539	4.3
	PG3	99537	6.9
Extra Fastener Sets – Plated	P1/2-F	99548	.8
(100 / bag)	P3/4-F	99538	1.0

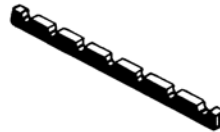


EXTRA WASHERS

FOR CLEAT:	ORDERING NUMBER	ITEM CODE	WT. LBS.	DIA.
Econo-Cleat®	CW25/100	99690	.1	1/4"
Tatch-A-Lug®, Model "L"	CW1024	99626	.1	13/64"
Tatch-A-Peg®				
BULK WASHERS				
Tatch-A-Lug®, Model "L"	CWS1024	99627	1.0	13/64"
Tatch-A-Peg®				

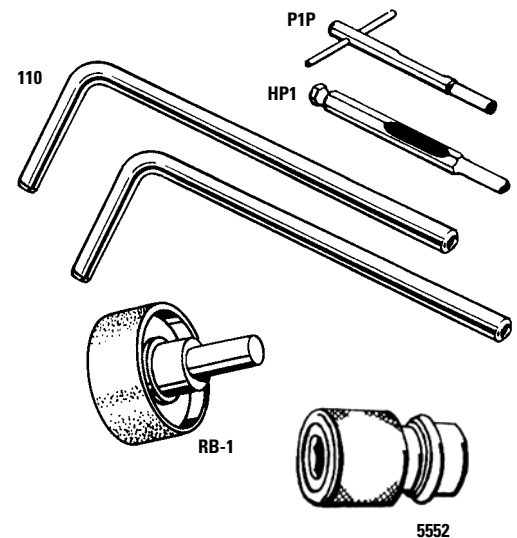
TATCH-A-GUIDE®

DESCRIPTION	LENGTH		ORDERING NUMBER	ITEM CODE	WT. LBS.	MIN. PULLEY	
	in.	mm				in.	mm
Plated (10/CTN.)	8"	200	A10	99551	1.0	4	100
	8"	200	B10	99553	1.3	6	150
	9 1/4"	235	C10	99555	3.3	8	200
Stainless	8"	200	A10S	99552	1.0	4	100
	8"	200	B10S	99554	1.3	6	150
	9 1/4"	235	C10S	99556	3.3	8	200
Extra Fasteners Sets (31/BAG)							
Plated							
– Size A			G1/2-F	99560	.1		
– Size B			G5/8-F	99566	.1		
– Size C			G3/4-F	99572	.3		
Stainless							
– Size A			G1/2-FS	99563	.1		
– Size B			G5/8-FS	99569	.1		
– Size C			G3/4-FS	99573	.3		



INSTALLATION TOOLS

DESCRIPTION	ORDERING NUMBER	FOR CLEAT TYPE:	DIA.	ITEM CODE	WT. LBS.
Flexco® Belt Punches	P1P	Model L, Econo-Cleat®, Tatch-A-Lug®, Tatch-A-Peg®, & Tatch-A-Guide®	1/4"	30460	.1
	P3P	Model HD	3/8"	30462	.3
Flexco® Power Punches	HP1	Model L, Econo-Cleat®, Tatch-A-Lug®, Tatch-A-Peg®, & Tatch-A-Guide®	1/4"	30463	.2
	HP3	Model HD	3/8"	30465	.2
Flexco® Bolt Breaker (Two per Package)	110			30474	1.2
Quick Change Chuck	5552			30481	0.4
Alligator® Belt Grinder	RB-1			30867	0.7



EXTRA FASTENER SETS TYPE AB 123/BAG

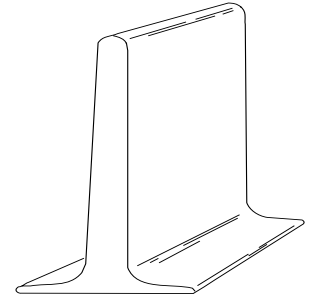
ORDERING NUMBER	ITEM CODE	WT. LBS.
PLATED		
HD1-F	99535	2.5
HD1-1/4-F	99536	2.8
STAINLESS		
HD1-FS	99529	2.6

Tatch-A-Cleat® Mechanical Cleats

RUBBER BONDABLE T CLEATS

BUFFED - STANDARD PACK 10' LENGTHS - NITRILE 60 DURO - 1500 lb. TENSILE

WHITE		BLACK		WT./FT.	MIN. ORDER QTY.	HEIGHT	BASE WIDTH	THICKNESS	MIN. PULLEY DIAMETER
ORDERING NUMBER	ITEM CODE	ORDERING NUMBER	ITEM CODE						
T-1WNIB	99967	T-1BNIB	99983	.45	100'	1"	2 1/8"	.250"	6"
T-1-1/2WNIB	99968	T-1-1/2BNIB	99984	.57	100'	1 1/2"	2 1/8"	.250"	6"
T-2WNIB	99969	T-2BNIB	99985	.62	100'	2"	2 1/8"	.250"	6"
		T-3BNIB	99987	1.20	100'	3"	2 1/8"	.375"	6"

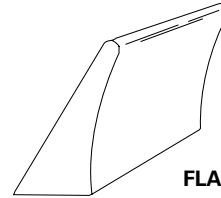


T CLEAT

FLANGES

50' LENGTHS - NEOPRENE 45 DURO - 1200 lb. TENSILE, 600% ELONGATION - BLACK ONLY

ORDERING NUMBER	ITEM CODE	WT./FT.	QTY./CTN.	HEIGHT	BASE WIDTH	MIN. PULLEY DIA.	
						FLANGE	CLEAT
FL1BNE	99860	.24	50'	1"	3/4"	6"	4"
FL1-1/2BNE	99861	.48	50'	1 1/2"	1"	8"	5"



FLANGE

V-GUIDE BUFFED


STANDARD PACK 100' LENGTHS - NEOPRENE 60 DURO - 1500 lb. TENSILE

WHITE		BLACK		WT./FT.	QUANTITY CTN./REEL	SIZE	W1	W2	HEIGHT	MIN. PULLEY DIAMETER
ORDERING NUMBER	ITEM CODE	ORDERING NUMBER	ITEM CODE							
AVGWNEB	99832	AVGBNEB	99996	.09	100'	A	1/2"	5/16"	5/16"	4"
		BVGBNEB	99844	.15	100'	B	5/8"	7/16"	7/16"	6"

STANDARD REEL* NEOPRENE 60 DURO - 1500 lb. TENSILE

OVGWNEB-500	99287	OVGBNEB-500	99301	.05	500'	O	3/8"	1/4"	1/4"	2"
AVGWNEB-500	99288	AVGBNEB-500	99302	.09	500'	A	1/2"	5/16"	5/16"	4"
BVGWNEB-500	99289	BVGBNEB-500	99303	.15	500'	B	5/8"	7/16"	7/16"	6"
CVGWNEB-300	99290	CVGBNEB-300	99304	.25	300'	C	7/8"	17/32"	17/32"	8"

*White V-guides shipped in 2 pieces on one reel.

 **Made To Order Items**
Allow 6-8 weeks for delivery.
Minimum order may apply.

V-GUIDE UNBUFFED

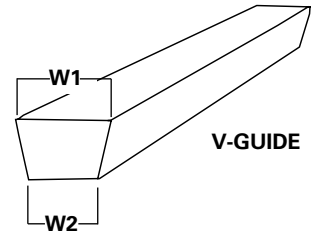
STANDARD PACK 100' LENGTHS - NEOPRENE 60 DURO - 1500 lb. TENSILE

WHITE		BLACK		WT./FT.	QUANTITY CTN./REEL	SIZE	W1	W2	HEIGHT	MIN. PULLEY DIAMETER
ORDERING NUMBER	ITEM CODE	ORDERING NUMBER	ITEM CODE							
		AVGBNE	99855	.09	100'	A	1/2"	5/16"	5/16"	4"

STANDARD REEL* NEOPRENE 60 DURO - 1500 lb. TENSILE

OVGWNE-500	99280			.05	500'	O	3/8"	1/4"	1/4"	2"
AVGWNE-500	99281	AVGBNE-500	99295	.09	500'	A	1/2"	5/16"	5/16"	4"
BVGWNE-500	99282	BVGBNE-500	99296	.15	500'	B	5/8"	7/16"	7/16"	6"
CVGWNE-300	99283	CVGBNE-300	99297	.25	300'	C	7/8"	17/32"	17/32"	8"


*White V-guides shipped in 2 pieces on one reel.




V-GUIDE

BONDABLE CLEAT – TEMPERATURE SERVICE RANGE

FOR CLEAT TYPE:	TEMPERATURE RANGE
RUBBER BONDABLE	
T-Cleat, Scoop Cleats	-40°F to +180°F
V-Guides	-40°F to +210°F
PVC BONDABLE	
T-Cleat, Scoop Cleats, V-Guides	-20°F to +150°F

 **Stock Items** (non-shaded) carried in factory inventory.

 **Made To Order Items** (shaded) have added lead time.

Non-Listed Items are available.
Request quote for price and delivery.


NOTE: One reel or carton minimum per size and color.

Non Listed Items are available.

Request quote for price and delivery.

NOTE: Customized Profiles and Formulations can be quoted.

NOTE: Allow for greater pulley diameters if system has reverse bends.



How Flexco® Bolt Hinged Fasteners Work

Flexco® Bolt Hinged fasteners provide a flexible joint for belts operating over small pulleys. Because the joint is easily separated by simply removing the hinge pin, entire belt sections may be added or eliminated.

Designed as a compression fastener, the Flexco® Bolt Hinged model is fastened to the belt ends with high strength bolts. The bolts compress the plates into the belt cover.

Additional holding capability is provided by the fastener teeth that imbed in the belt without damage to the belt carcass.

This combination distributes the splice tension across the entire plate width while the teeth secure the fastener into the belt carcass to resist pull-out.

Applications	Installation Method	What You Need for Installation
<ul style="list-style-type: none"> • Construction Equipment • Road Machinery • Coal, Salt, Potash Mines • Stacking and Stockpiling Belts • Other Applications Involving Smaller Pulleys 	Fasteners can be installed in the shop or on-site with either simple hand tools or power tools.	<ul style="list-style-type: none"> • Fastener Plates • Bolts & Nuts • Templet • Belt Punch • Wrench • Bolt Horn • Flexco Installation Tool • Impact Tool or Carpenter's Brace
How to Specify the Correct Flexco® Bolt Hinged Fastener	Fastener Metal Selection	Hinge Pin Selection
<ol style="list-style-type: none"> 1. Determine Belt Tension (PIW). 2. Measure your Belt Thickness. 3. Measure the Diameter of the Smallest Pulley in your Drive with Belt Wrap more than 90°. 4. Choose the fastener size that is appropriate for your specifications in the selection chart below. 	<p>Steel. For most applications, plated steel is recommended.</p> <p>Stainless Steel. Type 316 Stainless Steel provides extra resistance to abrasion, magnetic attraction, and corrosion from acids and chemicals.</p> <p>MegAlloy®. For superior resistance to wear and abrasion.</p> <p>Everdur®. Spark-free material compared to steel and fully non-magnetic.</p>	<p>NC Nylon Covered Steel Cable - for use with steel fasteners, flat or troughed belts.</p> <p>NCS Nylon Covered Stainless Steel Cable - for applications with stainless fasteners, flat or troughed belts.</p> <p>NAC Nylon Covered Armored Cable - right for many applications, long service life.</p> <p>AC Bare Armored Cable - for extendable conveyors.</p> <p>ACS Bare Armored Stainless Cable - for applications with stainless fasteners, flat or troughed belts.</p> <p>SC Bare Steel Cable - for conveying gritty or abrasive material.</p> <p>SSC Bare Stainless Steel Cable - for corrosion resistance, flat belts.</p> <p>NB Nylon Covered Bronze Cable - for non-magnetic joints.</p>

Flexco® Bolt Hinged Fastener Selection Chart

Fastener Size	For Belts With Mechanical Fastener Ratings Up To:		Belt Thickness Range		Recommended Min. Pulley Diameter			
	P.I.W.	kN/m	in.	mm	Operating Tension 100% of Belt Rating		Operating Tension Under 75% of Belt Rating	
					in.	mm	in.	mm
375X	190	33	1/4-13/32	6-11	6	152	4	102
550	300	52	1/4-5/8	6-16	9	230	7	178



Flexco® Bolt Hinged Fasteners

FASTENERS

NOTE:

In most cases, fastener strip length is not equal to belt width. Order by belt width.

STEEL ("J" CARTON – Continuous Strip w/Steel Nuts & Bolts)

375X	BELT WIDTH		ORDERING NUMBER	ITEM CODE	WT. LBS.	ORDERING NUMBER	ITEM CODE	WT. LBS.	ORDERING NUMBER	ITEM CODE	WT. LBS.
	in.	mm	NC STEEL JOINT WITH NYLON COVERED STEEL CABLE			NCS STEEL JOINT WITH NYLON COVERED STAINLESS CABLE			SC STEEL JOINT WITH BARE STEEL CABLE		
	12"	300	375XJ12NC	40000	2.3						
14"	350	375XJ14NC	40001	2.6							
16"	400	375XJ16NC	40002	2.9							
18"	450	375XJ18NC	40003	3.3	375XJ18NCS	40012	3.3				
20"	500	375XJ20NC	40004	3.8							
24"	600	375XJ24NC	40005	4.0	375XJ24NCS	40013	4.0	375XJ24SC	40020	4.0	
26"	650	375XJ26NC	40006	4.5							
30"	750	375XJ30NC	40007	5.1	375XJ30NCS	40014	5.1				
36"	900	375XJ36NC	40008	6.3	375XJ36NCS	40015	6.3	375XJ36SC	40023	6.3	
42"	1050	375XJ42NC	40009	7.3	375XJ42NCS	40016	7.3				
48"	1200	375XJ48NC	40010	8.3	375XJ48NCS	40017	8.3	375XJ48SC	40025	7.7	
60"	1500	375XJ60NC	39997	10.2							
72"	1800	375XJ72NC	39995	13.7							

STAINLESS 300 SERIES

("J" CARTON – Continuous Strip w/Stainless Nuts & Bolts)

375X	BELT WIDTH		ORDERING NUMBER	ITEM CODE	WT. LBS.	ORDERING NUMBER	ITEM CODE	WT. LBS.
	in.	mm	SSC STAINLESS JOINT WITH BARE STAINLESS CABLE			NCS STAINLESS JOINT WITH NYLON COVERED STAINLESS CABLE		
	18"	450				375XSJ18NCS	40035	3.3
24"	600	375XSJ24SSC	40225	4.0	375XSJ24NCS	40036	4.0	
30"	750	375XSJ30SSC	40226	5.1	375XSJ30NCS	40037	5.1	
36"	900	375XSJ36SSC	40227	6.3	375XSJ36NCS	40038	6.3	
42"	1050	375XSJ42SSC	40228	7.3	375XSJ42NCS	40039	7.3	
48"	1200	375XSJ48SSC	40229	8.3	375XSJ48NCS	40040	8.3	
60"	1500	375XSJ60SSC	39907	10.2				
72"	1800	375XSJ72SSC	39901	13.7				

EVERDUR

("J" CARTON – Continuous Strip w/Everdur Nuts & Bolts)

375X	BELT WIDTH		ORDERING NUMBER	ITEM CODE	WT. LBS.
	in.	mm	NB EVERDUR JOINT WITH NYLON COVERED BRONZE CABLE		
	18"	450	375XEJ18NB	39978	3.5
24"	600	375XEJ24NB	39980	4.3	
30"	750	375XEJ30NB	39982	5.4	
36"	900	375XEJ36NB	39984	6.6	
42"	1050	375XEJ42NB	39986	7.7	

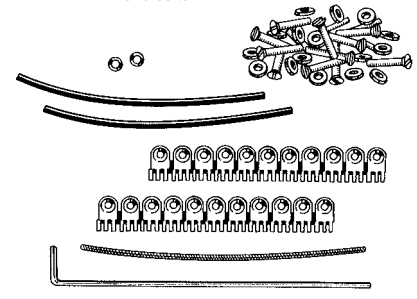
GAUGE PINS (EXTRA)

BELT WIDTH		ORDERING NUMBER	ITEM CODE	WT. LBS.	ORDERING NUMBER	ITEM CODE	WT. LBS.
in.	mm	EACH			10 PER PACKAGE		
18	450				FHGP18	39603	3.0
24	600	FHGP24-1	39624	0.4	FHGP24	39605	3.9
30	750	FHGP30-1	39626	0.5	FHGP30	39607	4.8
36	900	FHGP36-1	39625	0.6	FHGP36	39610	5.8
42	1050	FHGP42-1	39627	0.7	FHGP42	39613	6.7
48	1200	FHGP48-1	39628	0.8	FHGP48	39615	7.7
60	1500	FHGP60-1	39629	1.0	FHGP60	39617	9.6

"J" CARTON

CARTON CONTENTS:

- 2 Strips of fastener
- 2 Pieces Filler Tubing
- 1 Hinge Pin
- 1 Gauge Pin
- 2 Hinge Pin Washers
- Required amount of nuts and bolts
- Required amount of clips for Individual Plate "J" Cartons



- Stock Items** (non-shaded) carried in factory inventory.
- Made To Order Items** (shaded) allow one week for production. In most cases, the next standard stock item can be adapted to meet your requirements.
- Non-Listed Items** are available. Request quote for price and delivery.



Flexco® Bolt Hinged Fasteners

FASTENERS

NOTE:

In most cases, fastener strip length is not equal to belt width. Order by belt width.

STEEL ("J" CARTON – Continuous Strip w/Steel Nuts & Bolts)

BELT WIDTH	ORDERING NUMBER		ITEM CODE	ORDERING NUMBER	ITEM CODE	ORDERING NUMBER	ITEM CODE	ORDERING NUMBER	ITEM CODE	ORDERING NUMBER	ITEM CODE	WT. LBS.	
	in.	mm	NC STEEL JOINT WITH NYLON COVERED STEEL CABLE	NCS STEEL JOINT WITH NYLON COVERED STAINLESS CABLE	SC STEEL JOINT WITH BARE STEEL CABLE	SSC STEEL JOINT WITH BARE STAINLESS CABLE	NAC STEEL JOINT WITH NYLON COVERED ARMORED CABLE	CARTON – One Complete Joint					
550	18"	450	550J18NC	40138								3.3	
	20"	500	550J20NC	40046								3.7	
	24"	600	550J24NC	40047	550J24NCS	40059	550J24SC	40066	550J24SSC	40073	550J24NAC	40242	4.3
	26"	650	550J26NC	40048									4.9
	30"	750	550J30NC	40049	550J30NCS	40060	550J30SC	40068	550J30SSC	40074	550J30NAC	40243	5.5
	36"	900	550J36NC	40050	550J36NCS	40061	550J36SC	40069	550J36SSC	40075	550J36NAC	40244	6.5
	42"	1050	550J42NC	40051	550J42NCS	40062	550J42SC	40070	550J42SSC	40076	550J42NAC	40245	7.8
	48"	1200	550J48NC	40052	550J48NCS	40063	550J48SC	40071	550J48SSC	40077	550J48NAC	40246	8.8
	54"	1350	550J54NC	40053							550J54NAC	40247	9.9
	60"	1500	550J60NC	40054									10.5
	72"	1800	550J72NC	39929									14.0

STAINLESS 300 SERIES

("J" CARTON – Continuous Strip w/Stainless Nuts & Bolts)

BELT WIDTH	ORDERING NUMBER		ITEM CODE	ORDERING NUMBER	ITEM CODE	WT. LBS.
	in.	mm	NCS STAINLESS JOINT WITH NYLON COVERED STAINLESS CABLE	SSC STAINLESS JOINT WITH BARE STAINLESS CABLE	CARTON – One Complete Joint	
550	18"	450	550SJ18NCS	40164	550SJ18SSC	3.3
	24"	600	550SJ24NCS	40165	550SJ24SSC	4.3
	30"	750	550SJ30NCS	40166	550SJ30SSC	5.5
	36"	900	550SJ36NCS	40167	550SJ36SSC	6.5
	42"	1050	550SJ42NCS	40168	550SJ42SSC	7.8
	48"	1200	550SJ48NCS	40169	550SJ48SSC	8.8
	60"	1500	550SJ60NCS	39939	550SJ60SSC	11.4
	72"	1800	550SJ72NCS	39919	550SJ72SSC	14.0

BULK FASTENER SETS

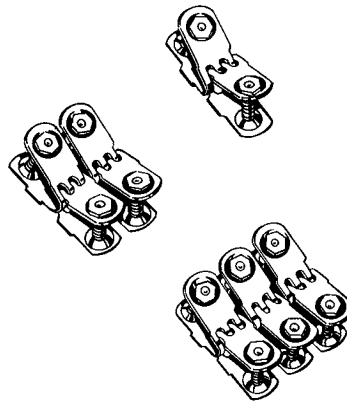
Required for Various Belt Widths

BELT WIDTH			375X		550	
	in.	mm	SETS OF 3-PLATE	SETS OF 2-PLATE	SETS OF 3-PLATE	SETS OF 1-PLATE
12"	300		3	1		7
14"	350		3	2		9
16"	400		5			10
18"	450		5	1		11
20"	500		5	2	2	7
24"	600		7		2	8
28"		700	7	2	2	10
30"		750	7	2	2	11
36"	900		9		2	12
36"	1000		11		2	16
42"	1050		12		2	18
42"	1200		13		2	20
48"	1350		15		2	24
48"		1500	15		2	24
54"		1700	17		2	28
54"	1500		18	1	2	32
60"		1900	19		2	32
72"	1800		22	1	2	39
72"	2100		23		2	40
84"		2700	25	2	2	48
84"	2400		27		2	48
96"		3100	30	1	2	55
96"	3000		31		2	56
120"		3700	37	2	2	71
120"		3900	39		2	72

MEGALLOY®

("J" CARTON – Individual Plates w/Steel Nuts & Bolts)

BELT WIDTH	ORDERING NUMBER		ITEM CODE	WT. LBS.	
	in.	mm	MA MEGALLOY JOINT WITH BARE STAINLESS CABLE	CARTON – One Complete Joint	
550	18"	450	550MAJ18SSC	39574	3.3
	24"	600	550MAJ24SSC	39577	4.3
	30"	750	550MAJ30SSC	39580	5.5
	36"	900	550MAJ36SSC	39583	6.5
	42"	1050	550MAJ42SSC	39586	7.8
	48"	1200	550MAJ48SSC	39589	8.8



BULK FASTENERS

Per set (with bolts & nuts)

Per container (with bolts and nuts)


Per set (with bolts & nuts)

Per container (with bolts and nuts)

DESCRIPTION	ORDERING NUMBER	ITEM CODE	WT. LBS.	ORDERING NUMBER	ITEM CODE	SETS/CTN	WT. LBS.
STEEL							
Two-Plate Fastener	375X-2STS	39950	.3	375X-2	40100	25	8.0
Three-Plate Fastener	375X-3STS	39951	.5	375X-3	40101	18	8.5
Single-Plate Fastener	550-1STS	39952	.3	550-1	40102	50	12.0
Three-Plate Fastener	550-3STS	39953	.8	550-3	40103	18	13.0
MEGALLOY							
Single-Plate Fastener				550MA-1	40058	50	13.0

DESCRIPTION	ORDERING NUMBER	ITEM CODE	WT. LBS.	ORDERING NUMBER	ITEM CODE	SETS/CTN	WT. LBS.
STAINLESS 300 SERIES							
Two-Plate Fastener	375XS-2STS	39957	.3	375XS-2	40108	25	6.3
Three-Plate Fastener	375XS-3STS	39958	.5	375XS-3	40109	18	8.1
Single-Plate Fastener	550S-1STS	39959	.3	550S-1	40110	50	12.1
EXTRA CLIPS							
#550 Clips (100/Pkg.)	CLIPS (550)	40134	2.8				

NOTE: Non-listed cartons over 60" (1500 mm) are supplied in single plate sets.



HINGE PINS



PACKAGES OF 10 PINS

EACH (ONE PIN)

BELT WIDTH		ORDERING NUMBER	ITEM CODE	WT. LBS.	ORDERING NUMBER	ITEM CODE	WT. LBS.	ORDERING NUMBER	ITEM CODE	WT. LBS.	ORDERING NUMBER	ITEM CODE	WT. LBS.	
in.	mm	NC NYLON COVERED STEEL CABLE (1/4" dia.)			NCS NYLON COVERED STAINLESS CABLE* (1/4" dia.)			NC NYLON COVERED STEEL CABLE (1/4" dia.)			NCS NYLON COVERED STAINLESS CABLE* (1/4" dia.)			
12"	300	NC-12	40150	.8	NCS-12	40170	.8	NC-12-1	38000	.1				
14"	350	NC-14	40151	1.0				NC-14-1	38001	.1				
16"	400	NC-16	40152	1.2	NCS-16	40172	1.2	NC-16-1	38002	.1				
18"	450	NC-18	40153	1.4	NCS-18	40173	1.4	NC-18-1	38003	.1				
20"	500	NC-20	40154	1.5	NCS-20	40174	1.5	NC-20-1	38004	.2				
24"	600	NC-24	40155	1.7	NCS-24	40175	1.7	NC-24-1	38005	.2	NCS-24-1	38041	.2	
26"	650	NC-26	40156	1.8				NC-30-1	38007	.2	NCS-30-1	38043	.2	
30"	750	NC-30	40157	2.2	NCS-30	40177	2.2	NC-36-1	38008	.2	NCS-36-1	38044	.2	
36"	900	NC-36	40158	2.6	NCS-36	40178	2.6	NC-42-1	38009	.2	NCS-42-1	38045	.3	
42"	1050	NC-42	40159	3.1	NCS-42	40179	3.1	NC-48-1	38010	.3	NCS-48-1	38046	.3	
48"	1200	NC-48	40160	3.5	NCS-48	40180	3.5	NC-54-1	38011	.3	NCS-54-1	38047	.3	
54"	1350	NC-54	40161	3.9	NCS-54	40181	3.9	NC-60-1	38012	.4	NCS-60-1	38048	.4	
60"	1500	NC-60	40162	4.3	NCS-60	40182	4.3	NC-72-1	38013	.4	NCS-72-1	38049	.5	
72"	1800	NC-72	40163	5.0	NCS-72	40183	5.0							
100 FOOT COILS														
BULK		NC-C	39740	8.6										
For 375X or 550	in.	mm	NAC NYLON COVERED ARMORED CABLE (1/4" dia.)		AC BARE ARMORED CABLE (1/4" dia.)		NAC NYLON COVERED ARMORED CABLE (1/4" dia.)		AC BARE ARMORED CABLE (1/4" dia.)					
	18"	450	NAC-18	40629	1.8	AC-18	40685	1.7	NAC-18-1	38108	.2	AC-18-1	38129	.2
	24"	600	NAC-24	40631	2.4	AC-24	40686	2.3	NAC-24-1	38109	.2	AC-24-1	38130	.2
	26"	650	NAC-26	40632	2.6	AC-26	40687	2.4	NAC-26-1	38110	.2	AC-26-1	38131	.2
	30"	750	NAC-30	40633	3.0	AC-30	40688	2.8	NAC-30-1	38111	.3	AC-30-1	38132	.3
	36"	900	NAC-36	40634	3.6	AC-36	40689	3.4	NAC-36-1	38112	.3	AC-36-1	38133	.3
	42"	1050	NAC-42	40636	4.2	AC-42	40691	3.8	NAC-42-1	38113	.4	AC-42-1	38134	.4
	48"	1200	NAC-48	40637	4.8	AC-48	40692	4.8	NAC-48-1	38114	.4	AC-48-1	38135	.4
	54"	1350	NAC-54	40638	5.4				NAC-54-1	38115	.5	AC-54-1	38136	.5
	60"	1500	NAC-60	40639	6.0				NAC-60-1	38116	.5	AC-60-1	38137	.5
	72"	1800	NAC-72	40640	7.2				NAC-72-1	38117	.6	AC-72-1	38138	.6
	in.	mm	SC BARE STEEL CABLE (1/4" dia.)		SSC BARE STAINLESS CABLE* (7/32" dia.)		SC BARE STEEL CABLE (1/4" dia.)		SSC BARE STAINLESS CABLE* (7/32" dia.)					
	24"	600	SC-24	40202	2.5	SSC-24	40210	2.2	SC-24-1	38180	.2	SSC-24-1	38199	.2
	26"	650	SC-26	40203	2.6				SC-30-1	38182	.3	SSC-30-1	38201	.3
30"	750	SC-30	40204	3.1	SSC-30	40211	2.5	SC-36-1	38183	.3	SSC-36-1	38202	.3	
36"	900	SC-36	40205	3.7	SSC-36	40212	3.0	SC-42-1	38184	.4	SSC-42-1	38203	.4	
42"	1050	SC-42	40206	4.3	SSC-42	40213	3.5	SC-48-1	38185	.4	SSC-48-1	38204	.4	
48"	1200	SC-48	40207	4.9	SSC-48	40214	4.0							
in.	mm	ACS BARE ARMORED STAINLESS CABLE* (17/64" dia.)		* 300 SERIES		ACS BARE ARMORED STAINLESS CABLE* (17/64" dia.)		NB NYLON COVERED BRONZE CABLE (1/4" dia.)						
18"	450							NB-18-1	38075	.2				
24"	600							NB-24-1	38077	.2				
30"	750	ACS-30	41354	2.8		ACS-30-1	41380	.2	NB-30-1	38079	.3			
36"	900	ACS-36	41355	3.0		ACS-36-1	41381	.2	NB-36-1	38080	.3			
42"	1050	ACS-42	41356	3.2		ACS-42-1	41382	.2	NB-42-1	38081	.4			
48"	1200	ACS-48	41357	3.5		ACS-48-1	41383	.3						
54"	1350	ACS-54	41358	3.7		ACS-54-1	41384	.3						
60"	1500	ACS-60	41359	4.0		ACS-60-1	41385	.4						

Stock Items (non-shaded) carried in factory inventory.

Made To Order Items (shaded) allow one week for production. In most cases, the next standard stock item can be adapted to meet your requirements.

Non-Listed Items are available. Request quote for price and delivery.



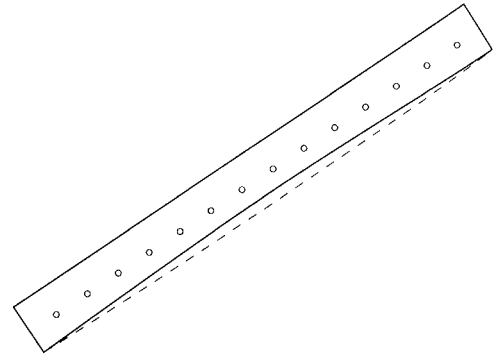
Flexco® Bolt Hinged Fasteners

INSTALLATION TOOLS

CURVED TEMPLETS

BELT WIDTH		ORDERING NUMBER	ITEM CODE	ORDERING NUMBER	ITEM CODE
in.	mm	375X		550	
12"	300	375X-12	30813	512	30799
14"	350	375X-14	30814		
16"	400	375X-16	30815	516	30800
18"	450	375X-18	30816	518	30801
20"	500	375X-20	30817	520	30802
24"	600	375X-24	30818	524	30803
26"	650	375X-26	30819	526	30804
30"	750	375X-30	30820	530	30805
36"	900	375X-36	30821	536	30806
42"	1050	375X-42	30822	542	30807
48"	1200	375X-48	30823	548	30808
54"	1350	375X-54	30824	554	30809
60"	1500	375X-60	30825	560	30810
72"	1800	375X-72	30826	572	30811

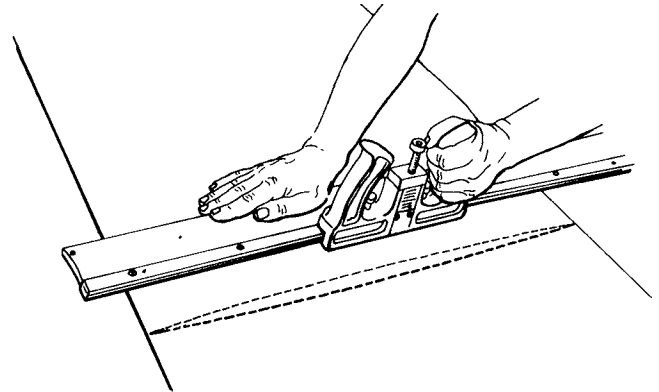
NOTE: All templets up to and including 72" are curved. For belt widths over 72", straight templet supplied.



CURVED BELT CUTTERS

DESCRIPTION	BELT WIDTH		ORDERING NUMBER	ITEM CODE	WT. LBS.
	in.	mm			
Cutter Complete	30"	750	400430	30914	14.2
	36"	900	400436	30915	16.1
	42"	1050	400442	30916	18.9
	48"	1200	400448	30917	19.0
	60"	1500	400460	30918	23.0
Cutter Base Only	30"	750	430	30950	5.4
	36"	900	436	30951	6.2
	42"	1050	442	30952	7.1
	48"	1200	448	30953	7.9
	60"	1500	460	30954	9.6
Cutter Head Only			400	30919	5.1
Cutter Blade			30023	30909	.2
Cutter Blade (Long)			30023L	30913	.2

NOTE: Belt widths over 72" require straight cutters. Please refer to Page 99 for 300 series straight cutters.



EXTRA BOLTS & NUTS

100 PER BOX – BOLT DIMENSION IS 1/4" X 1-11/16"

FOR FASTENER NUMBER	ORDERING NUMBER / ITEM CODE	WT. LBS.
BOLTS—STEEL		
375X	20398	2.1
550	20399	2.4
BOLTS—STAINLESS		
375X/550	20400	2.3
BOLTS—EVERDUR		
375X/550	20397	2.4

FOR FASTENER NUMBER	ORDERING NUMBER / ITEM CODE	WT. LBS.
NUTS—STEEL—UNSLOTTED NUTS		
375X/550	20380	0.9
NUTS—STAINLESS—SLOTTED NUTS		
375X/550	20381	0.7
NUTS—EVERDUR—SLOTTED NUTS		
375X/550	20387	0.8

Exclusive Piloted Bolt Design Simplifies Installation:

The new piloted bolt is currently being phased in to replace standard bolt designs. To order the new piloted bolts as they become available, use standard bolt ordering numbers.



INSTALLATION TOOLS

HAND & POWER TOOLS

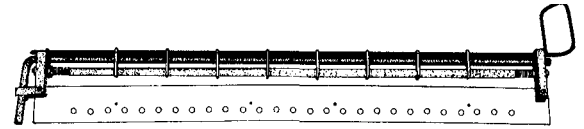
	DESCRIPTION	FOR FASTENER NUMBER	ORDERING NUMBER	ITEM CODE	BOLT HOLE DIAMETER	WT. LBS.
HAND TOOLS	BOLT BREAKER (Two Per Package)	375X & 550	110	30474	1/4"	1.2
	PUNCH	375X & 550	PIP	30460	1/4"	.1
	BORING BIT	375X & 550	B1B	30468	1/4"	.1
	WRENCH	375X & 550	100* S1S**	30445 30442	1/4"	.2 .2
POWER TOOLS	POWER PUNCH	375X & 550	HP1	30463	1/4"	.2
	POWER BORING BIT	375X & 550	HB1	30471	1/4"	.1
	POWER WRENCH	375X & 550	H100* HW1**	30446 30447	1/4"	.2 .3
	QUICK CHANGE CHUCK	375X & 550	5552	30481		.4

* For use with Steel No. 375X or Steel No. 550 nuts.

** For use with Stainless No. 375X or Stainless No. 550 slotted nuts only.

MISCELLANEOUS

DESCRIPTION	ORDERING NUMBER	ITEM CODE	WT. LBS.	INSIDE DIAMETER
Orange Filler Tubing for 375X & 550	(100'/pkg.)	30894	10.0	—
Hinge Pin Retaining Washers (50/Pkg.) — For use with 375X and 550 Nylon Coated hinge pins	310-RET-50	40135	.3	1/4"



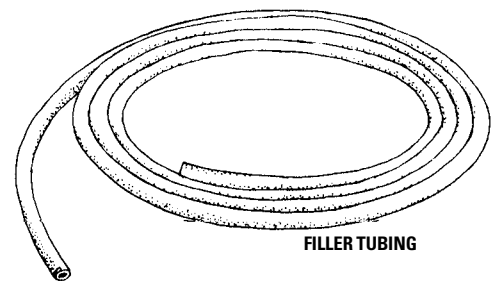
ALIGNING HOLDERS

BELT WIDTH		ORDERING NUMBER	ITEM CODE	WT. LBS.
in.	mm			
375X				
30"	750	AH37530	30836	9.6
36"	900	AH37536	30837	11.4
42"	1050	AH37542	30838	12.9
48"	1200	AH37548	30839	14.5
550				
30"	750	AH530	30840	9.7
36"	900	AH536	30841	11.6
42"	1050	AH542	30842	12.8
48"	1200	AH548	30843	14.4



FLEXCO-LOK® BELT TAPE 100' PER CARTON FOR USE WITH INDIVIDUAL PLATES

FOR FASTENER NUMBER	ORDERING NUMBER	ITEM CODE	WT. LBS.
375X/550	FL7C	30888	.8




FILLER TUBING



RETAINING WASHERS

- Stock Items** (non-shaded) carried in factory inventory.
- Made To Order Items** (shaded) allow one week for production. In most cases, the next standard stock item can be adapted to meet your requirements.
- Non-Listed Items** are available. Request quote for price and delivery.



How Flexco® Rivet Hinged Fasteners Work

Designed for synthetic carcass belting as well as other styles of belt, Flexco® SR™ (Self-Setting Rivet) Fasteners utilize multiple rivet attachment. This provides maximum resistance to pull-out and allows the patented rivets to work between the carcass fibers without severing them, leaving the entire belt carcass intact. It does not rely solely upon the carcass material to resist pull-out.

Because the rivets are self-setting, fasteners are installed quickly from the top side of the belt.

Rivets are driven through the fastener plates and through the belt, passing between the carcass fibers. The specially-shaped head of each pilot nail works in conjunction with the applicator tool's anvil plate to set the rivets.

The same hammer blows that set the rivets also compress the fastener plates into the belt cover. The broad width and heavy gauge of the plates give extended wear life. These plates compress uniformly and are specially coined so there are no high spots or edges to hang up.

Applications	Installation Method	What You Need for Installation
<ul style="list-style-type: none"> Underground Mining Asphalt Plants Aggregate and Ready-mix Plants Log Belts and Similar Applications 	Fastener installed with portable fixture and hammer. Fasteners are installed in one simple procedure with self-setting rivets.	<ul style="list-style-type: none"> Fastener Rivets Hinge Pin Flexco Installation Tool Hammer
How to Specify the Correct Flexco® Rivet Hinged Fastener	Fastener Metal Selection	Hinge Pin Selection
<ol style="list-style-type: none"> Determine Belt Tension (PIW). Measure your Belt Thickness. Measure the Diameter of the Smallest Pulley in your Drive with Belt Wrap more than 90°. Choose the fastener size that is appropriate for your specifications in the selection chart below. 	<p>Steel. For most applications, plated steel is recommended.</p> <p>Stainless Steel. Type 316 Stainless Steel provides extra resistance to abrasion, magnetic attraction and corrosion from acids and chemicals.</p> <p>RustAlloy®. Resists corrosion due to mine water or other chemical attack.</p> <p>MegAlloy®. For superior resistance to wear and abrasion.</p>	<p>AC Bare Armored Cable - for extendable conveyors.</p> <p>ACS Bare Armored Stainless Cable - for extendable conveyors.</p> <p>NAC Nylon Covered Armored Cable - right for many applications, long service life.</p> <p>NC Nylon Covered Steel Cable - for use with steel fasteners, flat or troughed belts.</p> <p>NCS Nylon Covered Stainless Steel Cable - for applications with stainless fasteners, flat or troughed belts.</p> <p>SC Bare Steel Cable - for conveying gritty or abrasive material.</p> <p>SSC Bare Stainless Steel Cable - for corrosion resistance, flat belts.</p>

Flexco® Rivet Hinged Fastener Selection Chart

Fastener Size	For Belts With Mechanical Fastener Ratings Up To:		Belt Thickness Range		Recommended Min. Pulley Diameter			
	P.I.W.	kN/m	in.	mm	Operating Tension Under 100% of Belt Rating		Operating Tension Under 75% of Belt Rating	
					in.	mm	in.	mm
R2	330	60	1/8-3/8	3-10	5	127	5	127
R5	450	79	7/32-7/16	6-11	9	230	7	175
R5-1/2	650	114	5/16-19/32	8-15	12	300	10	250
R6	800	140	13/32-11/16	10.5-17	18	450	16	400
R6LP	800	140	5/16-23/32	8-18	18	450	16	400
R8	1500	263	13/32-11/16	10.5-17	18	450	16	400
R9	2000	350	5/8-1	16-25.5	42	1050	42	1050

Flexco® R2 Medium-Duty Rivet Hinged Belt Fasteners



FASTENERS

Order each component separately for a complete splice:
Fastener Strip + Rivets + Hinge Pin

For R2	STEEL (Continuous Strip)				
	BELT WIDTH		ORDERING NUMBER	ITEM CODE	WT. LBS.
	in.	mm	PACKAGE (Two Fastener Strips)		
	12"	300	R2-12/300	41613	2.0
	18"	450	R2-18/450	41614	2.6
	24"	600	R2-24/600	41615	3.4
	30"	750	R2-30/750	41616	4.2
	36"	900	R2-36/900	41617	5.1
	42"	1050	R2-42/1050	41618	5.9
	48"	1200	R2-48/1200	41619	6.9
54"	1350	R2-54/1350	41623	8.1	
60"	1500	R2-60/1500	41624	9.2	
STAINLESS 300 SERIES					
BELT WIDTH		ORDERING NUMBER	ITEM CODE	WT. LBS.	
in.	mm	PACKAGE (Two Fastener Strips)			
12"	300	R2S-12/300	41628	2.0	
18"	450	R2S-18/450	41629	2.6	
24"	600	R2S-24/600	41630	3.4	
30"	750	R2S-30/750	41631	4.2	
36"	900	R2S-36/900	41632	5.1	
42"	1050	R2S-42/1050	41633	5.9	
48"	1200	R2S-48/1200	41634	6.9	
54"	1350	R2S-54/1350	41642	8.1	
60"	1500	R2S-60/1500	41643	9.2	

NOTE:

In most cases, fastener strip length is not equal to belt width. Order by belt width.

RIVETS

Self-setting, pre-assembled with pilot nails



STEEL

ORDERING NUMBER	ITEM CODE	BOX QTY.	WT. LBS.
BOX (100 Rivets)			
SRAA-100	40509	100	.8
SRA-100	40539	100	.9
SRB-100	40540	100	1.0
BOX (250 Rivets)			
SRAA	40508	250	2.2
SRA	40527	250	2.3
SRB	40528	250	2.5
BUCKET (2000 Rivets)			
SRAA-2M	40424	2000	16.1
SRA-2M	41190	2000	18.3
SRB-2M	41191	2000	19.7



RIVET BUCKET
(Contains 2000 Rivets)

STAINLESS (TYPE 430)

ORDERING NUMBER	ITEM CODE	BOX QTY.	WT. LBS.
BOX (250 Rivets)			
SRAA-S	40468	250	2.1
SRA-S	40542	250	2.3
SRB-S	40543	250	2.5

MEGALLOY® (4 Plate Strips. 10 Strip Per Box)

For R2	ORDERING NUMBER	ITEM CODE	WT. LBS.		
	R2MA	41709	4.7		
	Plates Required for one R2MA Joint				
	BELT WIDTH	PLATES REQUIRED	BELT WIDTH	PLATES REQUIRED	
in.	mm	in.	mm		
18"	450	20	42"	1050	46
24"	600	26	48"	1200	54
30"	750	32	54"	1350	60
36"	900	40	60"	1500	68

FLEXCO® R2 RIVET SELECTION CHART

FASTENER SIZE	BELT THICKNESS RANGE		RIVET SIZE
	in.	mm	
R2	1/8-7/32"	3-6	SRAA
	3/16-5/16"	4-8	SRA
	9/32-3/8"	7-10	SRB

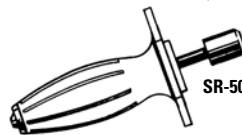
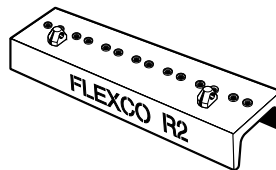
R2T APPLICATOR TOOL

Use with SR-50 single Rivet Driver

TOOL SIZE		ORDERING NUMBER	ITEM CODE	WT. LBS.
in.	mm	R2T	40455	6.6
REPLACEMENT PARTS				
Gauge Pin Guide		SR26	40479	.04
Anvil Insert (14/Bag)		R2T-AI	40469	.06

SINGLE RIVET DRIVER TOOL

DESCRIPTION	ORDERING NUMBER	ITEM CODE	WT. LBS.
Driver Tool Complete	SR-50	40510	.8
Drive Rod	SR5-7	40517	.3



Rivets Required For One R2 Joint

BELT WIDTH		RIVET REQUIRED
in.	mm	
12	300	24
18	450	40
24	600	52
30	750	64
36	900	80
42	1050	92
48	1200	108
54	1350	120
60	1500	136

NOTE: For hinge pins and retaining washers for R2 see page 80.

NOTE: For Multiple Rivet (MSRT) and Single Rivet (SRTA) Applicator Tools see pages 83 & 84.

Stock Items (non-shaded) carried in factory inventory.
Made To Order Items (shaded) allow one week for production. In most cases, the next standard stock item can be adapted to meet your requirements.

Non-Listed Items are available.
Request quote for price and delivery.

*If no SRTA Application Tool is available, fasteners may be installed with an R5S Flexco Rivet Set.

RIVET SET*

ORDERING NUMBER	ITEM CODE	WT. LBS.
R5S	40348	1.9



Flexco® SR™ Scalloped Edge® Rivet Hinged Fasteners

NOTE:

In most cases, fastener strip length is not equal to belt width. Order by belt width.

FASTENERS

Order each component separately for a complete splice: Fastener Strip + Rivets + Hinge Pin

STEEL (Continuous Strip)

For R5	BELT WIDTH		ORDERING NUMBER	ITEM CODE	WT. LBS.
	in.	mm	PACKAGE (Two Fastener Strips)		
	18"	450	R5-SE-18/450	41314	2.6
24"	600	R5-SE-24/600	41315	3.4	
26"	650	R5-SE-26/650	41409	3.7	
30"	750	R5-SE-30/750	41276	4.2	
36"	900	R5-SE-36/900	41277	5.1	
42"	1050	R5-SE-42/1050	41278	5.9	
48"	1200	R5-SE-48/1200	41279	6.9	
54"	1350	R5-SE-54/1350	41296	7.3	
60"	1500	R5-SE-60/1500	41298	8.5	
72"	1800	R5-SE-72/1800	41316	10.4	

STAINLESS TYPE 316 (Continuous Strip)


For R5	BELT WIDTH		ORDERING NUMBER	ITEM CODE	WT. LBS.
	in.	mm	PACKAGE (Two Fastener Strips)		
	18"	450	R5S-SE-18/450	41326	2.6
24"	600	R5S-SE-24/600	41327	3.4	
30"	750	R5S-SE-30/750	41289	4.2	
36"	900	R5S-SE-36/900	41290	5.1	
42"	1050	R5S-SE-42/1050	41291	5.9	
48"	1200	R5S-SE-48/1200	41292	6.9	
60"	1500	R5S-SE-60/1500	41294	8.5	
72"	1800	R5S-SE-72/1800	41581	10.4	

RUSTALLOY® (Continuous Strip)*

For R5	BELT WIDTH		ORDERING NUMBER	ITEM CODE	WT. LBS.
	in.	mm	PACKAGE (Two Fastener Strips)		
	24"	600	RAR5-SE-24/600	41328	3.4
26"	650	RAR5-SE-26/650	41329	3.6	
30"	750	RAR5-SE-30/750	41283	4.2	
36"	900	RAR5-SE-36/900	41284	5.1	
42"	1050	RAR5-SE-42/1050	41285	5.9	
48"	1200	RAR5-SE-48/1200	41286	6.9	
54"	1350	RAR5-SE-54/1350	41287	7.3	
60"	1500	RAR5-SE-60/1500	41288	8.5	
72"	1800	RAR5-SE-72/1800	41584	10.4	

MEGALLOY® (4 Plate Strips. 10 Strip Per Box)

For R5	ORDERING NUMBER		ITEM CODE	WT. LBS.	
	R5MA-SE		41067	4.7	
	Plates Required for one R5MA Joint				
	BELT WIDTH		PLATES REQUIRED	BELT WIDTH	
in.	mm		in.	mm	
18"	450	20	48"	1200	54
24"	600	26	54"	1350	60
30"	750	32	60"	1500	68
36"	900	40	72"	1800	82
42"	1050	46			



STEEL (Continuous Strip)

For R5-1/2	BELT WIDTH		ORDERING NUMBER	ITEM CODE	WT. LBS.
	in.	mm	PACKAGE (Two Fastener Strips)		
	18"	450	R5-1/2-SE-18/450	41514	3.9
24"	600	R5-1/2-SE-24/600	41515	5.0	
30"	750	R5-1/2-SE-30/750	41516	6.3	
36"	900	R5-1/2-SE-36/900	41513	7.8	
42"	1050	R5-1/2-SE-42/1050	41509	8.8	
48"	1200	R5-1/2-SE-48/1200	41510	9.9	
54"	1350	R5-1/2-SE-54/1350	41525	11.6	
60"	1500	R5-1/2-SE-60/1500	41511	12.5	
72"	1800	R5-1/2-SE-72/1800	41512	15.5	

RUSTALLOY® (Continuous Strip)*

For R5-1/2	BELT WIDTH		ORDERING NUMBER	ITEM CODE	WT. LBS.
	in.	mm	PACKAGE (Two Fastener Strips)		
	24"	600	RAR5-1/2-SE-24/600	41341	5.0
30"	750	RAR5-1/2-SE-30/750	41342	6.3	
36"	900	RAR5-1/2-SE-36/900	41351	7.5	
42"	1050	RAR5-1/2-SE-42/1050	41391	8.9	
46"	1150	RAR5-1/2-SE-46/1150	41392	9.7	
48"	1200	RAR5-1/2-SE-48/1200	41319	10.1	
54"	1350	RAR5-1/2-SE-54/1350	41393	11.5	
60"	1500	RAR5-1/2-SE-60/1500	41394	12.5	
72"	1800	RAR5-1/2-SE-72/1800	41395	15.4	

* 400 SERIES STAINLESS

MEGALLOY® (4 Plate Strips. 10 Strip Per Box)

For R5-1/2	ORDERING NUMBER		ITEM CODE	WT. LBS.	
	R5-1/2MA-SE		41450	4.7	
	Plates Required for one R5-1/2MA Joint				
	BELT WIDTH		PLATES REQUIRED	BELT WIDTH	
in.	mm		in.	mm	
18"	450	20	48"	1200	54
24"	600	26	54"	1350	60
30"	750	32	60"	1500	68
36"	900	40	72"	1800	82
42"	1050	46			

Flexco® SR™ Scalloped Edge® Rivet Hinged Fasteners



FASTENERS

Order each component separately for a complete splice: Fastener Strip + Rivets + Hinge Pin

NOTE:

In most cases, fastener strip length is not equal to belt width. Order by belt width.

STEEL (Continuous Strip)

RUSTALLOY® (Continuous Strip)*

RAR6LP LOW PROFILE*

For R6	BELT WIDTH		ORDERING NUMBER	ITEM CODE	WT. LBS.
	in.	mm	PACKAGE (Two Fastener Strips)		
	24"	600	R6-SE-24/600	40408	6.6
30"	750	R6-SE-30/750	40409	8.4	
36"	900	R6-SE-36/900	40399	10.3	
42"	1050	R6-SE-42/1050	40389	11.7	
46"	1150	R6-SE-46/1150	40415	13.2	
48"	1200	R6-SE-48/1200	40390	13.8	
54"	1350	R6-SE-54/1350	40391	14.6	
60"	1500	R6-SE-60/1500	40392	16.2	
72"	1800	R6-SE-72/1800	40393	20.8	
84"	2130	R6-SE-84/2130	40416	28.7	

For R6	BELT WIDTH		ORDERING NUMBER	ITEM CODE	WT. LBS.
	in.	mm	PACKAGE (Two Fastener Strips)		
	24"	600			
30"	750				
36"	900				
42"	1050	RAR6-SE-42/1050	41542	11.7	
46"	1150	RAR6-SE-46/1150	41548	13.2	
48"	1200	RAR6-SE-48/1200	41543	13.8	
54"	1350	RAR6-SE-54/1350	41544	14.6	
60"	1500	RAR6-SE-60/1500	41545	16.2	
72"	1800	RAR6-SE-72/1800	41546	20.8	
84"	2130	RAR6-SE-84/2130	41547	28.7	

For R6	BELT WIDTH		ORDERING NUMBER	ITEM CODE	WT. LBS.
	in.	mm	PACKAGE (Two Fastener Strips)		
	24"	600			
30"	750				
36"	900				
42"	1050	RAR6LP-SE-42/1050	40828	8.4	
46"	1150	RAR6LP-SE-46/1150	40834	9.0	
48"	1200	RAR6LP-SE-48/1200	40829	9.6	
54"	1350	RAR6LP-SE-54/1350	40830	10.1	
60"	1500	RAR6LP-SE-60/1500	40831	10.7	
72"	1800	RAR6LP-SE-72/1800	40832	12.5	
84"	2130	RAR6LP-SE-84/2130	40833	16.4	


RUSTALLOY® (Continuous Strip)*

* 400 SERIES STAINLESS

For R8	BELT WIDTH		ORDERING NUMBER	ITEM CODE	WT. LBS.
	in.	mm	PACKAGE (Two Fastener Strips)		
	48"	1200	RAR8-SE-48/1200	41712	13.8
54"	1350	RAR8-SE-54/1350	41713	14.6	
60"	1500	RAR8-SE-60/1500	41714	16.2	
72"	1800	RAR8-SE-72/1800	41715	20.8	
84"	2130	RAR8-SE-84/2130	41716	28.7	

STAINLESS 300 SERIES

For R9	BELT WIDTH		ORDERING NUMBER	ITEM CODE	WT. LBS.
	in.	mm	PACKAGE (Two Fastener Strips)		
	48"	1200	R9S-SE-48/1200	41737	17.0
54"	1350	R9S-SE-54/1350	41738	19.0	
60"	1500	R9S-SE-60/1500	41739	21.8	
72"	1800	R9S-SE-72/1800	41740	25.8	
84"	2130	R9S-SE-84/2130	41741	30.2	



Stock Items (non-shaded) carried in factory inventory.

Made To Order Items (shaded) allow one week for production. In most cases, the next standard stock item can be adapted to meet your requirements.

Non-Listed Items are available. Request quote for price and delivery.



Flexco® SR™ Scalloped Edge® Rivet Hinged Fasteners

RIVETS

Self-setting, pre-assembled with pilot nails



STEEL

ORDERING NUMBER	ITEM CODE	BOX QTY.	WT. LBS.
BOX (100 Rivets)			
SRA-100	40539	100	.9
SRB-100	40540	100	1.0
SRC-100	40541	100	1.1
BOX (250 Rivets)			
SRA	40527	250	2.3
SRB	40528	250	2.5
SRC	40529	250	2.6
SRC/D	40538	250	2.8
SRD	40530	250	2.9
SRE	40531	250	3.1
SRF	40532	250	3.1
SRG	40533	250	3.2
SRH	40534	250	3.4
SRI	40535	250	3.5
SRJ	40536	250	3.6
SRK	40537	250	3.7
BUCKET (2000 Rivets)			
SRA-2M	41190	2000	16.6
SRB-2M	41191	2000	18.1
SRC-2M	41192	2000	20.2
SRC/D-2M	41193	2000	21.2
SRD-2M	41194	2000	21.9
SRE-2M	41195	2000	23.1
SRF-2M	41196	2000	24.4
SRG-2M	41197	2000	24.9
SRH-2M	41198	2000	25.1
SRI-2M	41199	2000	25.9

STAINLESS (TYPE 430)

ORDERING NUMBER	ITEM CODE	BOX QTY.	WT. LBS.
BOX (250 Rivets)			
SRA-S	40542	250	2.3
SRB-S	40543	250	2.5
SRC-S	40544	250	2.6
SRC/D-S	40548	250	2.8
SRD-S	40545	250	2.9
SRE-S	40546	250	3.1
SRF-S	40547	250	3.1
SRG-S	40523	250	3.2
SRH-S	40522	250	3.4
SRI-S	40506	250	3.5
SRJ-S	40507	250	3.6
SRK-S	40520	250	3.7
SRL-S	40519	250	4.2
BUCKET (2000 Rivets)			
SRA-S-2M	41200	2000	17.1
SRB-S-2M	41201	2000	18.9
SRC-S-2M	41202	2000	20.6
SRC/D-S-2M	41203	2000	21.3
SRD-S-2M	41204	2000	21.9
SRE-S-2M	41205	2000	22.9
SRF-S-2M	41206	2000	23.5
SRG-S-2M	41207	2000	24.7
SRH-S-2M	41208	2000	25.1
SRI-S-2M	41181	2000	26.3
SRJ-S-2M	41183	2000	27.5
SRK-S-2M	41185	2000	28.7
SRL-S-2M	41781	2000	29.9

Rivets Required For One R5, R5-1/2 or R6 Joint

BELT WIDTH		RIVETS REQUIRED
in.	mm	
18"	450	100
24"	600	130
30"	750	160
36"	900	200
42"	1050	230
48"	1200	270
54"	1350	300
60"	1500	340
72"	1800	410
84"	2130	480

Rivets Required For One R8 or R9 Joint

BELT WIDTH		RIVETS REQUIRED
in.	mm	
48"	1200	432
54"	1350	480
60"	1500	544
72"	1800	656
84"	2130	768

RIVET SELECTION CHART


FASTENER SIZE	BELT THICKNESS RANGE		RIVET SIZE
	in.	mm	
R5	7/32-5/16	6-8	SRA
	9/32-3/8	7-10	SRB
	11/32-7/16	9-11	SRC
	13/32-7/16	10.5-11	SRC/D
R5-1/2 & R6LP	5/16-11/32	8-9	SRB
	5/16-13/32	8-10.5	SRC
	3/8-15/32	10-12	SRC/D
	7/16-17/32	11-13.5	SRD
	1/2-19/32	13-15	SRE
	9/16-21/32	14-16.5	SRF*
R6	5/8-23/32	16-18	SRG*
	11/32-7/16	9-11	SRC/D
	13/32-1/2	10.5-13	SRD
	15/32-9/16	12-14	SRE
R8	17/32-5/8	13.5-16	SRF
	19/32-11/16	15-17	SRG
	13/32-7/16	10.5-11	SRC/D
	13/32-1/2	10.5-13	SRD
R9	15/32-9/16	12-14	SRE
	17/32-5/8	13.5-16	SRF
	19/32-11/16	15-17	SRG
	19/32-11/16	16-17	SRG
R9	21/32-3/4	16.5-19	SRH
	23/32-13/16	18-21	SRI
	25/32-7/8	20-22	SRJ**
	27/32-15/16	21-24	SRK**


* Applies to RAR6LP only.

** Use with 3/4" diameter hinge pin.

RIVET SELECTION GAUGE

ORDERING NUMBER	ITEM CODE	WT. LBS.
R5-R5-1/2-RAR6LP-BR10	40329	0.1
R6-BR14	40381	0.1
R9	40435	0.1

 **Stock Items** (non-shaded) carried in factory inventory.

 **Made To Order Items** (shaded) allow one week for production.

In most cases, the next standard stock item can be adapted to meet your requirements.

Non-Listed Items are available.

Request quote for price and delivery.

Flexco® SR™ Scalloped Edge® Rivet Hinged Fasteners



RAPID LOADER™ RIVET STRIPS

(For R5, R5-1/2, R6, BR10)

Self-setting, pre-assembled with pilot nails

60 Strips/1200 Rivets per Bucket

DESCRIPTION		ORDERING NUMBER	ITEM CODE	WT. LBS.
Size	Color Code			
STEEL				
A	Red	CSRLA	40857	13.00
B	White	CSRLB	40858	13.92
C	Blue	CSRLC	40859	14.84
C/D	Orange	CSRLC/D	40860	15.56
D	Green	CSRLD	40861	16.06
E	Purple	CSRLE	40862	16.62
F	Yellow	CSRLF	40863	17.34
G	Black	CSRLG	40864	17.90
STAINLESS (TYPE 430)				
A	Red	CSRLA-S	40978	12.90
B	White	CSRLB-S	40979	13.80
C	Blue	CSRLC-S	40980	14.92
C/D	Orange	CSRLC/D-S	40981	15.31
D	Green	CSRLD-S	40982	15.92
E	Purple	CSRLE-S	40983	16.48
F	Yellow	CSRLF-S	40984	16.94
G	Black	CSRLG-S	40985	17.52

(For R8 and R9)

24 Strips for 768 Rivets/32 Strips for 1024 Rivets

Rivet Qty.		STEEL				
1024	C/D	Orange	CSRL8C/D	41845	13.50	
	D	Green	CSRL8D	41846	14.10	
	E	Purple	CSRL8E	41847	14.70	
	F	Yellow	CSRL8F	41848	15.30	
	G	Black	CSRL8G	41849	16.00	
768	H	Gray	CSRL8H	41850	12.50	
	I	Lt. Blue	CSRL8I	41851	13.10	
	J	Brown	CSRL8J	41852	13.70	
	K	Beige	CSRL8K	41853	14.30	
	STAINLESS (TYPE 430)					
1024	C/D	Orange	CSRL8C/D-S	41854	13.50	
	D	Green	CSRL8D-S	41855	14.10	
	E	Purple	CSRL8E-S	41856	14.70	
	F	Yellow	CSRL8F-S	41857	15.30	
	G	Black	CSRL8G-S	41858	16.00	
768	H	Gray	CSRL8H-S	41859	12.50	
	I	Lt. Blue	CSRL8I-S	41860	13.10	
	J	Brown	CSRL8J-S	41861	13.70	
	K	Beige	CSRL8K-S	41862	14.30	



NOTE: Use standard rivet selection criteria for collated rivet strips.

RAPID LOADER™ RIVET STRIPS

WITH WASHERS

(For R5, R5-1/2, R6, BR10)

(For use with the Flexco® Power Set™ Rivet Driver and Hilti DX 460-SR installation tool)

60 Strips/1200 Rivets per Bucket

DESCRIPTION		ORDERING NUMBER	ITEM CODE	WT. LBS.
Size	Color Code			
STEEL				
A	Red	CSRLA-W	40891	13.00
B	White	CSRLB-W	40892	13.92
C	Blue	CSRLC-W	40893	14.84
C/D	Orange	CSRLC/D-W	40895	15.56
D	Green	CSRLD-W	40897	16.06
E	Purple	CSRLE-W	40898	16.62
F	Yellow	CSRLF-W	40899	17.34
G	Black	CSRLG-W	40901	17.90
STAINLESS (TYPE 430)				
A	Red	CSRLA-S-W	40955	12.90
B	White	CSRLB-S-W	40956	13.80
C	Blue	CSRLC-S-W	40957	14.92
C/D	Orange	CSRLC/D-S-W	40958	15.31
D	Green	CSRLD-S-W	40959	15.92
E	Purple	CSRLE-S-W	40961	16.48
F	Yellow	CSRLF-S-W	40969	16.94
G	Black	CSRLG-S-W	40971	17.52

(For R8 and R9)

24 Strips for 768 Rivets/32 Strips for 1024 Rivets

Rivet Qty.		STEEL				
1024	C/D	Orange	CSRL8C/D-W	41879	13.50	
	D	Green	CSRL8D-W	41880	14.10	
	E	Purple	CSRL8E-W	41881	14.70	
	F	Yellow	CSRL8F-W	41882	15.30	
	G	Black	CSRL8G-W	41883	16.00	
768	H	Gray	CSRL8H-W	41884	12.50	
	I	Lt. Blue	CSRL8I-W	41885	13.10	
	J	Brown	CSRL8J-W	41886	13.70	
	K	Beige	CSRL8K-W	41887	14.30	
	STAINLESS (TYPE 430)					
1024	C/D	Orange	CSRL8C/D-S-W	41888	13.50	
	D	Green	CSRL8D-S-W	41889	14.10	
	E	Purple	CSRL8E-S-W	41890	14.70	
	F	Yellow	CSRL8F-S-W	41891	15.30	
	G	Black	CSRL8G-S-W	41892	16.00	
768	H	Gray	CSRL8H-S-W	41893	12.50	
	I	Lt. Blue	CSRL8I-S-W	41894	13.10	
	J	Brown	CSRL8J-S-W	41895	13.70	
	K	Beige	CSRL8K-S-W	41896	14.30	
	L	Teal	CSRL8L-S-W	41935	14.90	



Flexco® SR™ Scalloped Edge® Rivet Hinged Fasteners



HINGE PINS



FOR R5

ORDERING NUMBER	ITEM CODE	WT. LBS.	ORDERING NUMBER	ITEM CODE	WT. LBS.
SC932 BARE STEEL CABLE (9/32" dia.)			*SSC932 BARE STAINLESS CABLE (9/32" dia.)		
EACH (One Pin)			EACH (One Pin)		
SC932-18-1	38348	.4	SSC932-18-1	38349	.4
SC932-24-1	38344	.5	SSC932-24-1	38336	.5
SC932-30-1	38341	.6	SSC932-30-1	38337	.6
SC932-36-1	38342	.7	SSC932-36-1	38338	.7
SC932-40-1	38406	.8	SSC932-38-1	38425	.7
SC932-42-1	38343	.8	SSC932-40-1	38426	.8
SC932-44-1	38405	.9	SSC932-42-1	38339	.8
SC932-46-1	38404	.9	SSC932-44-1	38427	.9
SC932-48-1	38345	.9	SSC932-46-1	38428	.9
SC932-54-1	38355	1.0	SSC932-48-1	38340	.9
SC932-60-1	38351	1.0	SSC932-54-1	38429	1.0
SC932-72-1	38350	1.1	SSC932-60-1	38352	1.0
SC932-72-1	38350	1.1	SSC932-72-1	38335	1.1
PACKAGE (Ten Pins)			PACKAGE (Ten Pins)		
SC932-30	38300	5.8	SSC932-30	38320	5.8
SC932-36	38301	7.0	SSC932-36	38321	7.0
SC932-38	38412	7.4	SSC932-38	38420	7.4
SC932-40	38409	7.8	SSC932-40	38417	7.8
SC932-42	38302	8.2	SSC932-42	38322	8.2
SC932-44	38411	8.6	SSC932-44	38419	8.6
SC932-46	38410	8.9	SSC932-46	38418	8.9
SC932-48	38303	9.3	SSC932-48	38323	9.3
SC932-54	38305	9.9	SSC932-54	38325	9.9
SC932-60	38312	10.5	SSC932-60	38317	10.5

*300 SERIES

NOTE:

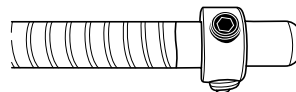
For hinge pin retaining washers for R5 pins, see page 80.


FOR R5-1/2, R6, RAR6LP


BELT WIDTH	ORDERING NUMBER	ITEM CODE	WT. LBS.	ORDERING NUMBER	ITEM CODE	WT. LBS.	
AC6 BARE ARMORED STEEL CABLE (3/8" dia.)			SC6 BARE STEEL CABLE (23/64" dia.)				
in. mm		EACH (One Pin)		EACH (One Pin)			
24"	600	AC6-24-1	38164	.7	SC6-38-1	38370	1.1
30"	750	AC6-30-1	38165	.8	SC6-40-1	38371	1.2
36"	900	AC6-36-1	38166	1.0	SC6-42-1	38376	1.2
38"	950	AC6-38-1	38161	1.1	SC6-44-1	38372	1.3
40"	1000	AC6-40-1	38162	1.1	SC6-46-1	38373	1.4
42"	1050	AC6-42-1	38167	1.2	SC6-48-1	38377	1.4
44"	1100	AC6-44-1	38143	1.3	SC6-54-1	38374	1.5
46"	1150				SC6-60-1	38375	1.6
48"	1200	AC6-48-1	38168	1.4	SC6-72-1	38378	2.1
52"					SC6-84-1	38387	2.5
54"	1350	AC6-54-1	38169	1.5			
60"	1500	AC6-60-1	38170	1.7			
72"	1800	AC6-72-1	38171	2.1			
84"	2130						
PACKAGE (Ten Pins)				PACKAGE (Ten Pins)			
24"	600	AC6-24	40707	6.2	SC6-36	38362	10.5
30"	750	AC6-30	40709	8.1	SC6-38	38365	11.0
36"	900	AC6-36	40710	10.0	SC6-40	38366	11.6
38"	950	AC6-38	38403	10.2	SC6-42	38363	12.2
40"	1000	AC6-40	38401	11.0	SC6-46	38368	13.4
42"	1050	AC6-42	40712	12.0	SC6-48	38364	14.0
44"	1100	AC6-44	40713	12.3			
46"	1150						
48"	1200	AC6-48	40714	12.5			
52"	1350						
54"	1350	AC6-54	40716	14.7	SC6-54	38369	15.8
60"	1500	AC6-60	40718	16.2	SC6-60	38380	17.6
72"	1800	AC6-72	40720	19.6	SC6-72	38381	20.9
84"	2130	AC6-84	40721	25.0	SC6-84	38390	25.0

HINGE PIN RETAINING COLLARS

FOR PIN DIAMETER	ORDERING NUMBER	ITEM CODE	WT. LBS.
7/32-9/32	HPRET1	40198	.5
23/64-13/32	HPRET2	40199	.5



 **Stock Items** (non-shaded) carried in factory inventory.


 **Made To Order Items** (shaded) allow one week for production. In most cases, the next standard stock item can be adapted to meet your requirements.

Non-Listed Items are available. Request quote for price and delivery.



Flexco® SR™ Scalloped Edge® Rivet Hinged Fasteners

HINGE PINS



**FOR R5-1/2, R6,
RAR6LP & RAR8**

FOR R6, RAR6LP

FOR R9

ORDERING NUMBER	ITEM CODE	WT. LBS.
*ACS6 BARE ARMORED STAINLESS CABLE (3/8" dia.)		
EACH (One Pin)		
ACS6-36/900-1	39274	1.0
ACS6-40-1	39280	1.1
ACS6-42-1	39275	1.2
ACS6-46-1	39281	1.3
ACS6-48-1	39276	1.3
ACS6-52-1	39282	1.4
ACS6-54-1	39277	1.5
ACS6-60-1	39278	1.7
ACS6-72-1	39279	2.1
ACS6-84-1	39283	2.5
PACKAGE (Ten Pins)		
ACS6-36/900	39300	10.0
ACS6-40	39307	11.0
ACS6-42	39301	12.0
ACS6-46	39308	12.3
ACS6-48	39302	13.4
ACS6-52	39306	14.0
ACS6-54	39303	15.8
ACS6-60	39304	17.6
ACS6-72	39305	20.9
ACS6-84	39309	25.0

ORDERING NUMBER	ITEM CODE	WT. LBS.
NAC6 NYLON COVERED ARMORED CABLE (13/32" dia.)		
EACH (One Pin)		
NAC6-24-1	38144	.7
NAC6-30-1	38145	.8
NAC6-36-1	38146	1.0
NAC6-38-1	40940	1.1
NAC6-40-1	40941	1.1
NAC6-42-1	38147	1.2
NAC6-44-1	40942	1.3
NAC6-46-1	40943	1.4
NAC6-48-1	38148	1.4
NAC6-54-1	38149	1.5
NAC6-60-1	38150	1.7
NAC6-72-1	38151	2.1
NAC6-84-1	38154	2.4
PACKAGE (Ten Pins)		
NAC6-24	40654	6.5
NAC6-30	40657	8.3
NAC6-36	40659	10.0
NAC6-38	40681	10.2
NAC6-40	40670	11.0
NAC6-42	40661	11.8
NAC6-44	40680	12.3
NAC6-46	40679	12.9
NAC6-48	40663	13.5
NAC6-54	40665	15.0
NAC6-60	40667	17.0
NAC6-72	40669	20.1
NAC6-84	40671	24.4

BELT WIDTH		ORDERING NUMBER	ITEM CODE	WT. LBS.
		*NCS NYLON COVERED STAINLESS CABLE (5/8" dia.)		
		EACH (One Pin)		
in.	mm	NCS962-48-1	53234	2.2
48"	1200	NCS962-54-1	53235	2.4
54"	1350	NCS962-60-1	53236	2.7
60"	1500	NCS962-72-1	53237	3.3
72"	1800	NCS962-84-1	53238	3.8
84"	2130			

ORDERING NUMBER	ITEM CODE	WT. LBS.
NCS NYLON COVERED STAINLESS CABLE (3/4" dia.)		
EACH (One Pin)		
NCS975-48-1	53255	3.1
NCS975-54-1	53256	3.5
NCS975-60-1	53257	4.0
NCS975-72-1	53258	4.8
NCS975-84-1	53259	5.6

***300 SERIES**

Stock Items (non-shaded) carried in factory inventory.

Made To Order Items (shaded) allow one week for production. In most cases, the next standard stock item can be adapted to meet your requirements.

Non-Listed Items are available. Request quote for price and delivery.

Flexco® SR™ Scalloped Edge® Rivet Hinged Fasteners



INSTALLATION TOOLS

Multiple Rivet Applicator Tool

MSRT APPLICATOR COMPLETE

(Includes two SR700 Multiple Guide Blocks, two SR759 Multiple Drive Rods, two 4 lb. Hammers, Lubricant and one Canvas Carry Bag.)

(NOTE: For installation of R5, R5-1/2, and R6 Fasteners.)

BELT WIDTH		ORDERING NUMBER	ITEM CODE	WT. LBS.
in.	mm			
30"	750	MSRT-30	41041	63.0
36"	900	MSRT-36	41042	70.0
42"	1050	MSRT-42	41043	77.0
48"	1200	MSRT-48	41044	85.0
60"	1500	MSRT-60	41046	93.0
72"	1800	MSRT-72	41047	100.0
84"	2130	MSRT-84	41048	110.0

MSRT8 APPLICATOR COMPLETE

(NOTE: Installs R6, RAR6 & RAR8 fasteners only.)

BELT WIDTH		ORDERING NUMBER	ITEM CODE	WT. LBS.
in.	mm			
48"	1200	MSRT8-48	41032	85.0
60"	1500	MSRT8-60	41033	93.0
72"	1800	MSRT8-72	41034	100.0
84"	2130	MSRT8-84	41035	110.0

MSRT9 APPLICATOR COMPLETE

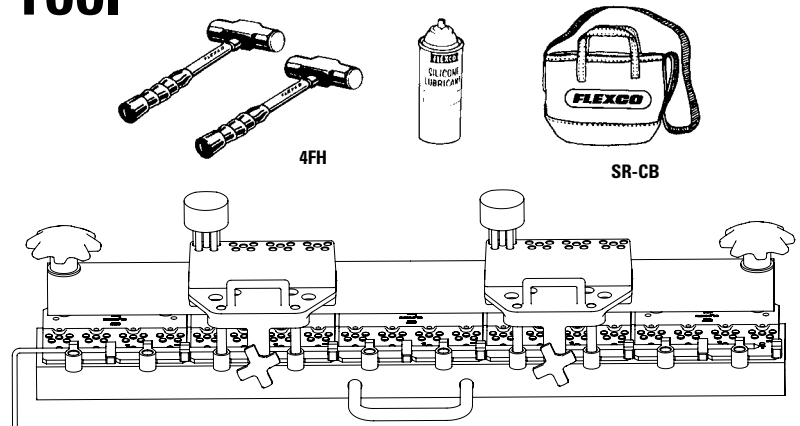
(NOTE: Installs R9 fasteners only.)

BELT WIDTH		ORDERING NUMBER	ITEM CODE	WT. LBS.
in.	mm			
48"	1200	MSRT9-48	40994	82.0
60"	1500	MSRT9-60	40995	98.0
72"	1800	MSRT9-72	40996	114.0
84"	2130	MSRT9-84	40997	121.0

NOTE: Guide blocks cannot be used with rivet sizes J, K and L.

MULTIPLE RIVET DRIVER COMPONENTS

DESCRIPTION	ORDERING NUMBER	ITEM CODE	WT. LBS.
Multiple Guide Block	SR700	41054	3.0
Multiple 5 Prong Drive Rod	SR759	41055	1.0
Multiple Guide Block - For R8	SR800	41050	5.1
8 Prong Drive Rod	SR859-8	41068	1.2
Multiple Guide Block - For R9	SR900	41045	7.0
2 Prong Drive Rod	SR759-2	41058	.9
Silicone Lubricant	SL5-1	30932	1.4
Four lb. Hammer	4FH	30435	5.3
Six lb. Hammer	6FH	30375	7.3
Canvas Bag	SR-CB	41031	1.3



ALUMINUM MSRT APPLICATOR COMPLETE

(Includes two SR700 Multiple Guide Blocks, two SR759 Multiple Drive Rods, two 4 lb. Hammers, Lubricant and one Canvas Carry Bag.)

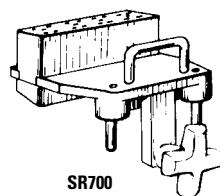
BELT WIDTH		ORDERING NUMBER	ITEM CODE	WT. LBS.
in.	mm			
30"	750	MSRT-30-AL	40771	57.0*
36"	900	MSRT-36-AL	40773	63.0
42"	1050	MSRT-42-AL	40775	69.0
48"	1200	MSRT-48-AL	40776	76.0
60"	1500	MSRT-60-AL	40782	89.0
72"	1800	MSRT-72-AL	40783	105.0
84"	2130	MSRT-84-AL	40784	121.0*
96"	2430	MSRT-96-AL	40785	137.0*

ALUMINUM MSRT8 APPLICATOR COMPLETE

(NOTE: Installs R6, RAR6 & RAR8 fasteners only.)

BELT WIDTH		ORDERING NUMBER	ITEM CODE	WT. LBS.
in.	mm			
48"	1200	MSRT8-48-AL	41115	76.0
60"	1500	MSRT8-60-AL	41116	89.0
72"	1800	MSRT8-72-AL	41117	105.0
84"	2130	MSRT8-84-AL	41118	121.0*
96"	2430	MSRT8-96-AL	41119	137.0*

* Estimated weight



SR700



SR759



Flexco® SR™ Scalloped Edge® Rivet Hinged Fasteners

INSTALLATION TOOLS

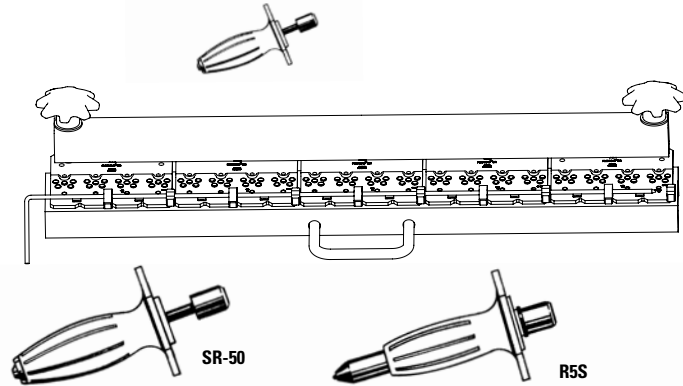
Single Rivet Applicator Tool

SRTA APPLICATOR COMPLETE

(Includes one SR-50 Driver Tool Complete)

(NOTE: For installation of R5, R5-1/2, and R6 Fasteners.)

BELT WIDTH		ORDERING NUMBER	ITEM CODE	WT. LBS.
in.	mm			
30"	750	SRTA-30	41213	35.0
36"	900	SRTA-36	41214	41.8
42"	1050	SRTA-42	41215	48.6
48"	1200	SRTA-48	41216	55.8
60"	1500	SRTA-60	41218	69.8
72"	1800	SRTA-72	41219	83.0
84"	2130	SRTA-84	41220	85.2



SINGLE RIVET DRIVER TOOL

DESCRIPTION	ORDERING NUMBER	ITEM CODE	WT. LBS.
Driver Tool Complete	SR-50	40510	.8
Drive Rod	SR5-7	40517	.3
Collets—Set of Two	SR5-1	40511	.1

METAL TOOL BOX FOR SR™ and BR™ APPLICATOR TOOLS

DESCRIPTION	ORDERING NUMBER / ITEM CODE	WT. LBS.
36" Tool Box	40988	41.2
42" or 48" Tool Box	40990	48.2
60" Tool Box	40991	73.0

RIVET SET*

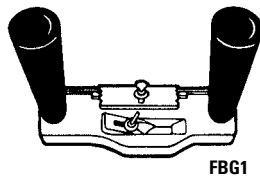
ORDERING NUMBER	ITEM CODE	WT. LBS.
R5S	40348	1.9

*If no SRTA Application Tool is available, fasteners may be installed with an R5S Flexco Rivet Set.

FLEXCO® BELT GROOVER

(7/16" WIDE GROOVE PATH)

ORDERING NUMBER	ITEM CODE	WT. LBS.
FBG1	31978	1.8
EXTRA BLADES		
HSP3	31980	0.1

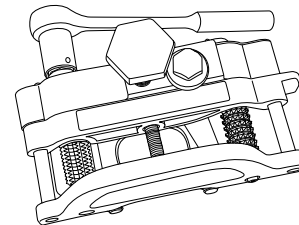


FLEXCO® FSK™ BELT SKIVER

Width of Skive 2½" (64 mm)

DESCRIPTION	ORDERING NUMBER	ITEM CODE	WT. LBS.
Skiver Complete with Plastic Fence*	FSK2	32051	20.7
Skiver Complete with Metal Fence*	FSK2M	32068	21.8
Skiver XL Complete with Plastic Fence*	FSK2XL	32059	22.5
Skiver XL Complete with Metal Fence*	FSK2MXL	32070	23.6
Sharpening Stone		31987	0.5
REPLACEMENT PARTS			
Skiver Blade-Standard	FSK-1B	31996	0.3
Skiver Blade-High Wear	FSK-1BA	31999	0.3
Skiver Ratchet Assembly	FSK-1R	31991	1.8
Skiver Chain	FSK-1C	31992	0.4
Skiver Sprocket	FSK-1S	31993	0.2
Skiver Plastic Fence Assembly for FSK2	FSK2-F	32056	1.1
Skiver Metal Fence Assembly for FSK2M	FSK2-FM	32069	1.5
Replacement Front Drive Roller Assembly	FSK2-FDRA	32052	0.6

*Comes with standard blade

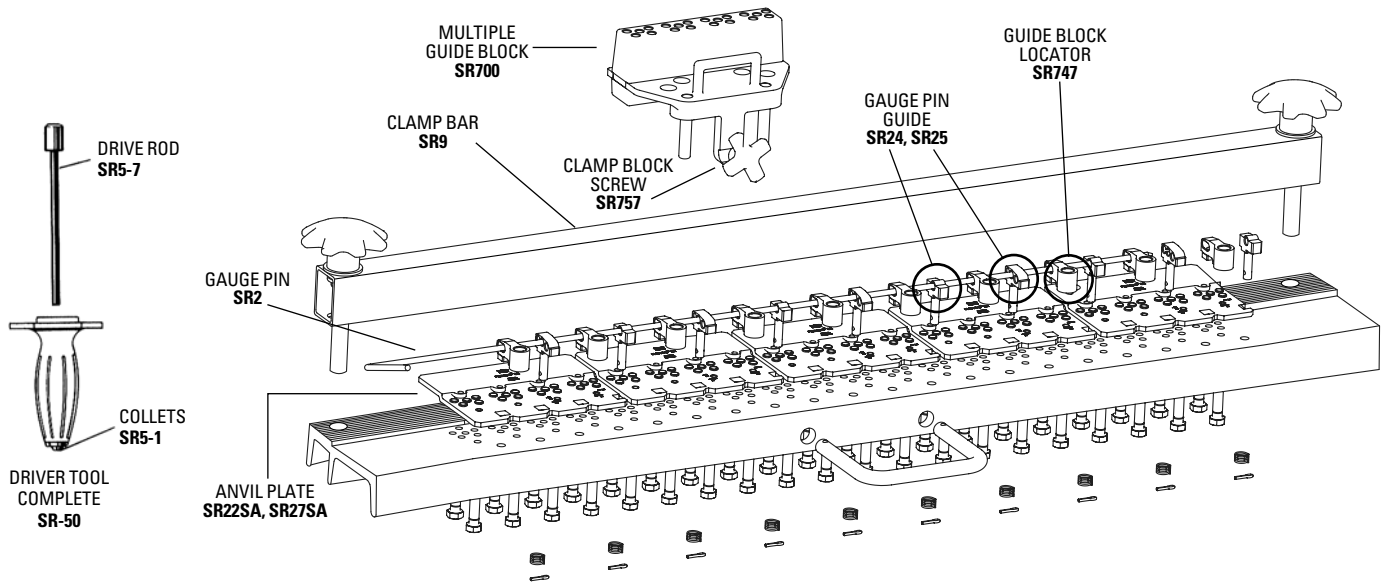


BELT CUTTERS

Please refer to page 99.

Stock Items (non-shaded) carried in factory inventory.
 Made To Order Items (shaded) allow one week for production. In most cases, the next standard stock item can be adapted to meet your requirements.
Non-Listed Items are available. Request quote for price and delivery.

Flexco® SR™ Scalloped Edge® Rivet Hinged Fasteners



REPLACEMENT PARTS – STEEL SR TA, MSRT TOOLS

DESCRIPTION	ORDERING NUMBER	ITEM CODE	WT. LBS.
Rivet Guide Locator Assembly	SR747	41056	0.2
Gauge Pin Guide with Spring and Cotter Pin-1 Hole	SR24	40503	0.1
Gauge Pin Guide with Spring and Cotter Pin-3 Hole	SR25	40504	0.1
Stepped Anvil End Plate W/ Clamp Bar Nut-5 Hole	SR22SAE	41960	1.7
Stepped Anvil Middle Plate-5 Hole	SR22SAM	41961	1.7
Stepped Anvil End Plate W/ Clamp Bar Nut-8 Hole	SR27SAE	41962	1.7
Stepped Anvil Middle Plate-8 Hole	SR27SAM	41963	1.7
Anvil Plate Screws (50/Package)	BRPS	40908	0.7
Clamp Bar Tightening Bolt Complete (MSRT9)	SR23	40502	0.2
Guide Block Clamping Screw	SR757	41057	0.1
Gauge Pin for 30" Tool	SR2-30	40482	0.5
Gauge Pin for 36" Tool	SR2-36	40483	0.6
Gauge Pin for 42" Tool	SR2-42	40484	0.7
Gauge Pin for 48" Tool	SR2-48	40485	0.8
Gauge Pin for 60" Tool	SR2-60	40487	1.0
Gauge Pin for 72" Tool	SR2-72	40488	1.2
Gauge Pin for 84" Tool	SR2-84	40489	1.5

REPLACEMENT PARTS – ALUMINUM MSRT TOOL

DESCRIPTION	ORDERING NUMBER	ITEM CODE	WT. LBS.
Rivet Guide Locator Assembly	SR747-AL	43022	0.2
Gauge Pin Guide with Spring and Cotter Pin-1 Hole	SR24-AL	43024	0.1
Gauge Pin Guide with Spring and Cotter Pin-3 Hole	SR25-AL	43023	0.1
Stepped Anvil Plate-5 Hole	SR22SAAL	43061	1.7
Stepped Anvil Plate-8 Hole	SR27SAAL	43062	2.5
Anvil Plate Screws (50/Package)	SRPS-AL	43027	0.7
Gauge Pin for 30" Tool	SR2-30-AL	43038	0.5
Gauge Pin for 36" Tool	SR2-36-AL	43039	0.6
Gauge Pin for 42" Tool	SR2-42-AL	43040	0.7
Gauge Pin for 48" Tool	SR2-48-AL	43041	0.8
Gauge Pin for 60" Tool	SR2-60-AL	43042	1.0
Gauge Pin for 72" Tool	SR2-72-AL	43043	1.2
Gauge Pin for 84" Tool	SR2-84-AL	43044	1.5
Gauge Pin for 96" Tool	SR2-96-AL	43045	2.0
Clamp Bar Nut W/Screws	SR91-AL	43029	0.5

REPLACEMENT CLAMP BAR ASSEMBLY FOR STEEL AND ALUMINUM MSRT TOOLS

DESCRIPTION	ORDERING NUMBER	ITEM CODE	WT. LBS.
Cambored Clamp Bar Assembly for 30" Tool	SR9-30-AL	43030	3.8
Cambored Clamp Bar Assembly for 36" Tool	SR9-36-AL	43031	4.1
Cambored Clamp Bar Assembly for 42" Tool	SR9-42-AL	43032	5.3
Cambored Clamp Bar Assembly for 48" Tool	SR9-48-AL	43033	6.2
Cambored Clamp Bar Assembly for 60" Tool	SR9-60-AL	43034	6.8
Cambored Clamp Bar Assembly for 72" Tool	SR9-72-AL	43035	7.5
Cambored Clamp Bar Assembly for 84" Tool	SR9-84-AL	43036	7.9
Cambored Clamp Bar Assembly for 96" Tool	SR9-96-AL	43037	8.5

PARTS REQUIRED TO SPAN THE ENTIRE WIDTH OF THE ALUMINUM MSRT TOOL

BELT WIDTH		SR700	SR747	SR24	SR25	SR22SA, SR27SA
in.	mm.	MULTIPLE GUIDE BLOCKS	RIVET GUIDE LOCATOR ASSEMBLIES	GAUGE PIN GUIDE	GAUGE PIN GUIDE	ANVIL PLATE COMPLETE
30	750	4	8	3	4	4
36	900	5	10	4	5	5
42	1050	6	12	5	6	6
48	1200	7	14	6	7	7
60	1500	9	18	8	9	9
72	1800	11	22	10	11	11
84	2130	13	26	12	13	13
96	2430	14	28	13	14	14

PARTS REQUIRED TO SPAN THE ENTIRE WIDTH OF STEEL SR TA OR MSRT TOOLS

BELT WIDTH		SR700	SR747	SR24	SR25	SR22SA, SR27SA
in.	mm.	MULTIPLE GUIDE BLOCKS	RIVET GUIDE LOCATOR ASSEMBLIES	GAUGE PIN GUIDE	GAUGE PIN GUIDE	ANVIL PLATE COMPLETE
30	750	5	10	4	5	5
36	900	6	12	5	6	6
42	1050	7	14	6	7	7
48	1200	8	16	7	8	8
60	1500	10	20	9	10	10
72	1800	12	24	11	12	12
84	2130	14	28	13	14	14



Flexco® SR™ Scalloped Edge® Rivet Hinged Fasteners

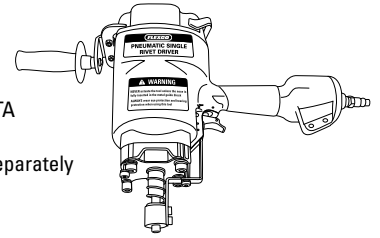
POWER INSTALLATION TOOLS

PNEUMATIC SINGLE RIVET DRIVER

DESCRIPTION	ORDERING NUMBER	ITEM CODE	WT. LBS.
Pneumatic Single Rivet Driver*	PNEUDRIVE1	41992	44.0
5 Rivet Pattern SR™ Steel Guide Blocks	35RD-GB5-4	42000	10.0
8 Rivet Pattern SR™ Steel Guide Blocks (For installation of R8 or R9)	35RD-GB8-4	41998	12.0
BR6 Steel Guide Block	35RD-BR6GB-4	43063	11.0
BR10 Steel Guide Block	35RD-BR10GB-4	43064	14.2
Nose Piece	PDNP	41999	3.1
Nose Piece Safety	PDNPS	42036	0.8
Tool Bumper	PDBUMP	42037	0.4
O-Ring Kit	PDORING	42038	0.2
Handle	PDHANDLE	42039	0.2
HARDWARE Kit-screwa	PDHK	42040	0.6
CYLINDER	PDCYL	42041	1.2
Nose Spring	PDNSS	42042	0.1
Piston Rod	P DPR	42043	1.0
Trigger Valve	PDTVA	42044	0.1
Regulator Kit	FPD-RK	43008	7.8
Stand Alone Regulator	SAATR	42016	4.5

*Includes one Pneumatic Single Rivet Driver, one Regulator, one Airhose, Instruction Manual, and Safety Glasses.

- Works with Standard MSRT and MBRTA Application Tools
- Works with steel guide blocks –sold separately
- Works with Rapid Loader™ Rivet Strips with washers



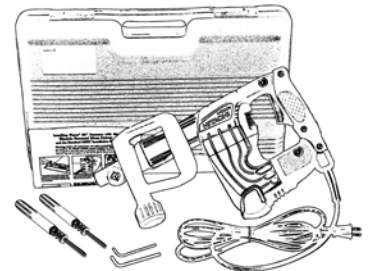
ELECTRIC POWERED RIVET DRIVER KIT

DESCRIPTION	ORDERING NUMBER	ITEM CODE	WT. LBS.
Standard Kit *	EPRDSSK-1	42082	25.6
Straight Shank Replacement Drive Rod	EPRDSS-DR	42083	2.0
Step Shank ** Replacement Drive Rod	EPRDVS-DR	41078	2.0

*Kit includes Driver, two Custom Drive Rods, Convenient Carrying Case

**For use with previous model: EPRDVS-1

- For use with standard 110 volt electric
- Works with standard MSRT and MBRTA application tools and guide blocks

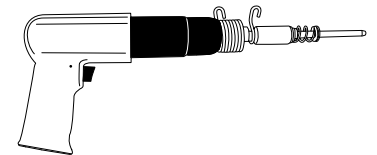


AIR POWERED RIVET DRIVER


DESCRIPTION	ORDERING NUMBER	ITEM CODE	WT. LBS.
Air Powered Rivet Driver-Complete*	PTRDK	41835	5.0
REPLACEMENT PARTS			
Air Powered Rivet Driver	PTAH	41834	4.5
Retaining Spring	PTRD-RS	41837	0.3
Drive Rod with Hold Down Spring and Washer	PTRD-DR	41777	1.0
Hold Down Spring and Washer	DR-SW	41836	0.1

*Includes Air Powered Rivet Driver, Retaining Spring, and Drive Rod with Hold Down Spring and Washer.

- Requires a minimum 90 psi for operation
- Works with standard MSRT and MBRTA application tools and guide blocks



 **Stock Items** (non-shaded) carried in factory inventory.

 **Made To Order Items** (shaded) allow one week for production. In most cases, the next standard stock item can be adapted to meet your requirements.

Non-Listed Items are available. Request quote for price and delivery.



How Flexco® Bolt Solid Plate Fasteners Work

Strength of this fastener is derived from the compression of the plates, mounted above and below the belt, with high tensile strength bolts. This "compression" distributes the splice tension across the full width of each fastener plate. The holding ability is, thereby, increased by not solely relying upon the bolts to resist pull-out.

Additional strength and resistance to pull-out is obtained from the specially formed teeth on each plate. These teeth imbed deep into the belt

carcass, without damaging the carcass fibers.

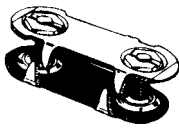
A tight butt splice is achieved through the exaggerated bolt hole spacing in the templet which forces the belt end together. Flexco® Bolt Solid Plate Fasteners permit natural conformance with troughing or transition idlers.

140, 190 and 2-1/2 size fasteners are specifically designed for thinner belting, allowing increased compression, greater reach-back, and more fastener plates per belt width.

Applications	Installation Method	What You Need for Installation
Higher-tension main haulage belts in <ul style="list-style-type: none"> • Coal • Hard-Rock Mining • Foundries • Grain Elevators • Aggregate Plants • Steel Mills 	Holes are punched in belt quickly and accurately with a templet and boring tool. Fasteners are installed on-site with portable, hand, or power tools.	<ul style="list-style-type: none"> • Fastener Plates • Bolts & Nuts • Templet • Belt Punch • Wrench <ul style="list-style-type: none"> • Bolt Horn • Flexco Installation Tool • Impact Tool or Carpenter's Brace
How to Specify the Correct Flexco® Bolt Solid Plate Fastener	Fastener Metal Selection	Hinge Pin Selection
<ol style="list-style-type: none"> 1. Determine Belt Tension (PIW). 2. Measure your Belt Thickness. 3. Measure the Diameter of the Smallest Pulley in your Drive with Belt Wrap more than 90°. 4. Choose the fastener size that is appropriate for your specifications in the selection chart below. 	<p>Steel. For most applications, steel is recommended.</p> <p>MegAlloy®. For superior resistance to wear and abrasion.</p> <p>Stainless Steel. Type 316 Stainless Steel provides extra resistance to abrasion, magnetic attraction and corrosion from acids and chemicals.</p> <p>Everdur®. Spark-free material compared to steel and fully non-magnetic.</p> <p>Flexco® VP™. Rubber covered steel top plates.</p> <p>Promal. For superior abrasion resistance. Some minor chemical and corrosion resistance.</p>	No Hinge Pin Required.

Flexco® Bolt Solid Plate Fastener Selection Chart

Fastener Size	For Belts With Mechanical Fastener Ratings Up To:		Belt Thickness Range		Recommended Min. Pulley Diameter (90°)					
					Operating Tension 75-100% of Belt Rating		Operating Tension 50-75% of Belt Rating		Operating Tension Under 50% of Belt Rating	
	P.I.W.	kN/m	in.	mm	in.	mm	in.	mm	in.	mm
1	150	30	3/16-7/16	5-11	12	300	10	260	8	200
140*, 140VP	225	40	3/16-7/16	5-11	14	360	12	300	10	250
190, 190VP	375	65	5/16-9/16	8-14	18	460	16	410	14	360
1-1/2	300	50	7/16-11/16	11-17	18	460	16	410	14	360
2, 2VP	440	75	9/16-13/16	14-21	30	760	28	710	24	610
2-1/4	620	105	9/16-1-3/16	14-30	36	920	34	860	34	860
2-1/2	450	75	3/4-1	19-25	42	1070	42	1070	42	1070
3	560	100	15-16 & over	24 & over	48	1220	48	1220	48	1220



Flexco® Bolt Solid Plate Fasteners

FASTENERS

"E" BOX 25 FASTENER SETS

Exclusive Piloted Bolt Design Simplifies Installation:

The new piloted bolt is currently being phased in to replace standard bolt designs.

To order the new piloted bolts as they become available, use standard bolt ordering numbers.

ORDERING NUMBER	ITEM CODE	ORDERING NUMBER	ITEM CODE	ORDERING NUMBER	ITEM CODE	ORDERING NUMBER	ITEM CODE	WT. LBS.
STEEL		MEGALLOY® TOP & BOTTOM PLATES, STEEL BOLTS & NUTS		STAINLESS – 300 SERIES		EVERDUR		
1E	20002	140EMAP	20364	140ES	20034	140EE	20090	2.9
140E	20000	190EMAP	20365	190ES	20035	190EE	20091	4.6
190E	20001			1-1/2ES	20038	1-1/2EE	20094	4.8
1-1/2E	20004	1-1/2EMAP	20366	2ES	20039	2EE	20095	5.9
2E	20005	2EMAP	20367	2-1/4ES	20040	2-1/4EE	20096	8.0
2-1/4E	20006							10.8
2-1/2*	20007							6.4
3*	20008							7.0

*10 Fastener Sets

"E" BOX 25 FASTENER SETS

ORDERING NUMBER	ITEM CODE	ORDERING NUMBER	ITEM CODE	ORDERING NUMBER	ITEM CODE	ORDERING NUMBER	ITEM CODE	WT. LBS.
PROMAL TOP PLATES BALANCE STEEL		MEGALLOY® TOP PLATES BALANCE STEEL		300 SERIES STAINLESS TOP PLATES, BALANCE STEEL		1/8" RUBBER-COVERED T.P. BALANCE STEEL		
140EP	20164	140EMA	20330	140EST	20118			4.0
		190EMA	20331	190EST	20119			4.6
1-1/2EP	20168	1-1/2EMA	20334	1-1/2EST	20122			5.5
2EP	20169	2EMA	20335	2EST	20123			7.6
		2-1/4EMA	20336	2-1/4EST	20124	2-1/4ERCT	20191	10.3

"C" BUCKET (100 FASTENER SETS – BOTTOM PLATES PRE-ASSEMBLED)

ORDERING NUMBER	ITEM CODE	ORDERING NUMBER	ITEM CODE	ORDERING NUMBER	ITEM CODE	ORDERING NUMBER	ITEM CODE	ORDERING NUMBER	ITEM CODE	WT. LBS.
STEEL		MEGALLOY® TOP PLATES BALANCE STEEL		MEGALLOY® TOP & BOTTOM PLATES, STEEL BOLTS & NUTS		STAINLESS - 300 SERIES		EVERDUR		
1C	20014	1CMA	20327	140CMAP	20370	140CS	20044	140CE	20102	10.9
140C	20012	140CMA	20340	190CMAP	20371	190CS	20045	190CE	20103	15.7
190C	20013	190CMA	20341	1-1/2CMAP	20372	1-1/2CS	20048			21.9
1-1/2C	20016	1-1/2CMA	20344	2CMAP	20373	2CS	20049			30.3
2C	20017	2CMA	20345							42.3
2-1/4C	20018	2-1/4CMA	20346							32.0
2-1/2L*	20052									34.9
3L*	20053									

*L Buckets are in quantities of 50.

FLEXCO® VP™ FASTENERS

RUBBER COVERED TOP PLATES BALANCE STEEL				RUBBER COVERED TOP PLATES MEGALLOY® BOTTOM PLATES			
BOX*				BOX*			
ORDERING NUMBER	ITEM CODE	PLATES PER STRIP	STRIPS PER BOX	ORDERING NUMBER	ITEM CODE	PLATES PER STRIP	STRIPS PER BOX
140VP	20057	6	5	140VPMA	20081	6	5
190VP	20056	6	5	190VPMA	20060	6	5
2VP	20058	4	6				
BUCKET				BUCKET			
140VPB	20061	6	16	140VPBMA	20082	6	16
190VPB	20059	6	16	190VPBMA	20080	6	16
2VPB	20083	4	24				

*Box quantities provide enough fasteners to splice a 36" (900 mm) belt.

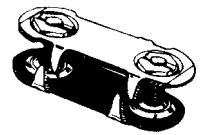
FASTENER SETS

REQUIRED FOR VARIOUS BELT WIDTHS

BELT WIDTH	FASTENER SIZE 1, 140 & 190		FASTENER SIZE 1-1/2, 2 & 2-1/4				FASTENER SIZE 2-1/2 & 3						
			90°		45°		90°		45°				
	in.	mm	in.	mm	in.	mm	in.	mm	in.	mm			
12	300	10	9	12	12	8	7	10	9	6	6	7	7
18	450	15	14	20	19	12	11	15	15	9	9	11	11
24	600	20	19	27	26	16	16	21	21	12	12	16	16
30	750	25	24	34	33	20	20	27	27	16	15	21	20
36	900	30	29	41	41	24	24	33	32	19	19	25	25
	1000									21		28	
42	1050	35	34	48	48	28	28	39	38	22	22	30	29
48	1200	40	39	56	55	32	32	44	44	26	25	35	34
54	1350	45	44	63	62	36	36	50	49	29	28	39	39
60	1500	50	50	70	69	40	40	56	55	32	32	44	43
72	1800	61	60	85	83	49	48	68	67	39	38	53	52

NOTE: Required fastener sets may vary from those listed depending on exact fastener size.





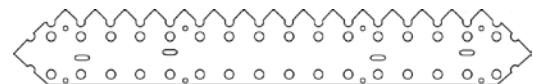
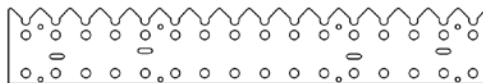
INSTALLATION TOOLS


90° TEMPLETS


BELT WIDTH		ORDERING NUMBER	ITEM CODE	ORDERING NUMBER	ITEM CODE	ORDERING NUMBER	ITEM CODE	WT. LBS.
in.	mm	1		140		190		
12"	300	1-12	30516	140-12	30483	190-12	30500	1.3
14"	350	1-14	30517	140-14	30484	190-14	30501	1.5
16"	400	1-16	30518	140-16	30485	190-16	30502	1.7
18"	450	1-18	30519	140-18	30486	190-18	30503	1.9
20"	500	1-20	30520	140-20	30487	190-20	30504	2.1
24"	600	1-24	30521	140-24	30488	190-24	30505	2.6
26"	650					190-26	30506	2.6
28"	700					190-28	30507	3.0
30"	750	1-30	30524	140-30	30491	190-30	30508	3.3
36"	900	1-36	30525	140-36	30492	190-36	30509	3.9
42"	1050	1-42	30526	140-42	30493	190-42	30510	4.5
48"	1200	1-48	30527	140-48	30494	190-48	30511	4.8
60"	1500			140-60	30496	190-60	30513	5.9
				1-1/2		2		
12"	300			1-1/2-12	30548	2-12	30564	1.2
18"	450			1-1/2-18	30551	2-18	30567	1.9
20"	500			1-1/2-20	30552			1.8
24"	600			1-1/2-24	30553	2-24	30569	2.5
30"	750			1-1/2-30	30556	2-30	30572	3.1
36"	900			1-1/2-36	30557	2-36	30573	3.8
42"	1050			1-1/2-42	30558	2-42	30574	4.4
48"	1200			1-1/2-48	30559	2-48	30575	5.2
54"	1350			1-1/2-54	30560	2-54	30576	5.6
60"	1500			1-1/2-60	30561	2-60	30577	6.6
72"	1800			1-1/2-72	30562	2-72	30578	7.2
2-1/4				2-1/2		3		
20"	500			2-1/2-20	30600			2.9
24"	600	2-1/4-24	30585	2-1/2-24	30601			3.5
30"	750	2-1/4-30	30588	2-1/2-30	30604			4.4
36"	900	2-1/4-36	30589	2-1/2-36	30605	3-36	30620	5.3
42"	1050	2-1/4-42	30590	2-1/2-42	30606	3-42	30621	6.2
48"	1200	2-1/4-48	30591	2-1/2-48	30607	3-48	30622	7.1
54"	1350	2-1/4-54	30592	2-1/2-54	30608			7.9
60"	1500	2-1/4-60	30593	2-1/2-60	30609	3-60	30624	8.8
72"	1800	2-1/4-72	30594	2-1/2-72	30610	3-72	30625	10.6

45° TEMPLETS

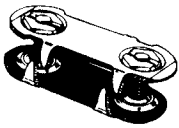
ORDERING NUMBER	ITEM CODE	ORDERING NUMBER	ITEM CODE	ORDERING NUMBER	ITEM CODE	WT. LBS.
1		140		190		
1-12-45	30673					1.1
1-18-45	30676			190-18-45	30661	2.3
1-24-45	30678	140-24-45	30647	190-24-45	30663	3.0
1-30-45	30681	140-30-45	30650	190-30-45	30666	3.7
1-36-45	30682	140-36-45	30651	190-36-45	30667	4.5
1-48-45	30684	140-42-45	30652	190-42-45	30668	5.2
		140-48-45	30653	190-48-45	30669	6.0
		140-60-45	30655	190-60-45	30671	7.5
		1-1/2		2		
		1-1/2-18-45	30707			2.0
		1-1/2-24-45	30709	2-24-45	30725	3.0
		1-1/2-30-45	30712	2-30-45	30728	3.7
		1-1/2-36-45	30713	2-36-45	30729	5.3
		1-1/2-42-45	30714	2-42-45	30730	5.2
		1-1/2-48-45	30715			6.0
		1-1/2-60-45	30717	2-60-45	30733	7.5



 **Stock Items** (non-shaded) carried in factory inventory.

 **Made To Order Items** (shaded) allow one week for production. In most cases, the next standard stock item can be adapted to meet your requirements.








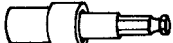

Non-Listed Items are available. Request quote for price and delivery.



Flexco® Bolt Solid Plate Fasteners

INSTALLATION TOOLS

HAND & POWER TOOLS

	DESCRIPTION	FOR FASTENER NUMBER	ORDERING NUMBER	ITEM CODE	BOLT HOLE DIAMETER	WT. LBS.
HAND TOOLS	BOLT HORN 		2BH	30480		.1
	BOLT BREAKER (Two Per Package) 	1,140,190 & RP1	110	30474	1/4"	1.2
		1½, 2, 2¼ & RP2	112*	30475	5/16"	1.4
		1,140,190, RP1, 1½, 2, 2¼ & RP2	110-112*	30595	1/4", 5/16"	1.9
		2½ & 3	113*	30479	3/8"	2.0
	PUNCH 	1,140,190 & RP1	P1P	30460	1/4"	.1
		1½, 2, 2¼ & RP2	P2P	30461	5/16"	.2
		2½ & 3	P3P	30462	3/8"	.3
	BORING BIT 	1,140,190 & RP1	B1B	30468	1/4"	.1
		1½, 2, 2¼ & RP2	B2B	30469	5/16"	.1
2½ & 3		B3B	30470	3/8"	.1	
WRENCH 	1,140,190 & RP1	S1S**	30442	1/4"	.2	
	1½, 2, 2¼ & RP2	S2S	30443	5/16"	.2	
	2½ & 3	S3S	30444	3/8"	.2	
POWER TOOLS	POWER PUNCH 	1,140,190 & RP1	HP1	30463	1/4"	.2
		1½, 2, 2¼ & RP2	HP2	30464	5/16"	.2
		2½ & 3	HP3	30465	3/8"	.2
	POWER BORING BIT 	1,140,190 & RP1	HB1	30471	1/4"	.1
		1½, 2, 2¼ & RP2	HB2	30472	5/16"	.1
		2½ & 3	HB3	30473	3/8"	.1
	POWER WRENCH 	GREEN 1,140,190 & RP1	HW1**	30447	1/4"	.3
		RED 1½, 2, 2¼ & RP2	HW2	30448	5/16"	.3
		BLUE 2½ & 3	HW3	30449	3/8"	.4
	QUICK CHANGE CHUCK 		5552	30481		.4
1/2" IMPACT TOOL		30453	30453		8.9	

*Sizes 110-112, 112 & 113 are straight bolt breakers – no bend.
**For use with slotted nuts only.

NAILS FOR TEMPLETS

ORDERING NUMBER	ITEM CODE	WT. LBS.	NAILS/PKG. (Approx.)
8D	30437	1.0	90

FLEXCO-LOK®

Belt tape 100' per carton

FASTENER SIZE	ORDERING NUMBER	ITEM CODE	WT. LBS.	TAPE WIDTH
Nos. 140, 1	FL7C	30888	.8	7/16"
Nos. 190	FL11C	30889	1.0	11/16"
1-1/2, 2, 2-1/4				



CRACKING CHISEL

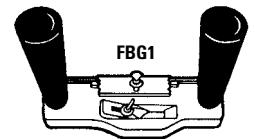
NUT SIZE	ORDERING NUMBER	ITEM CODE	WT. LBS.
1, 140 or 190	C1C	30438	1.2
1-1/2, 2, 2-1/4	C2C	30439	1.2
2-1/2-3	C3C	30499	1.6



FLEXCO® BELT GROOVER

(7/16" wide groove path)

ORDERING NUMBER	ITEM CODE	WT. LBS.
FBG1	31978	1.8
EXTRA BLADES		
HSP3	31980	0.1



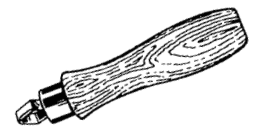
FLEXCO® SILICONE LUBRICANT

ORDERING NUMBER	ITEM CODE	PKG. QTY.	WT. LBS.
SL5-1	30932	1	1.4

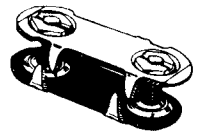


FLEXCO® BELT IDENTIFICATION TOOL

ORDERING NUMBER	ITEM CODE	WT. LBS.
BT-1	31075	.06



Flexco® Bolt Solid Plate Fasteners



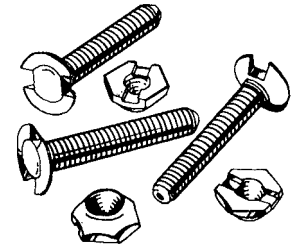
Exclusive Piloted Bolt Design Simplifies Installation:

The new piloted bolt is currently being phased in to replace standard bolt designs.

To order the new piloted bolts as they become available, use standard bolt ordering numbers.

EXTRA BOLTS PER 100

FOR FASTENER NUMBER	ORDERING NUMBER / ITEM CODE	WT. LBS.	ORDERING NUMBER / ITEM CODE	WT. LBS.	ORDERING NUMBER / ITEM CODE	WT. LBS.
STEEL			STAINLESS – 300 SERIES		EVERDUR	
1	20398	2.1				
140 & 190	20399	2.4	20400	2.3	20397	2.4
RP1	20398	2.1			20397	2.4
1-1/2, 2 & RP2	20406	4.1	20407	4.0	20409	4.6
2-1/4	20410	4.8	20411	4.9	20412	5.4
2-1/2 & 3	20414	7.2				

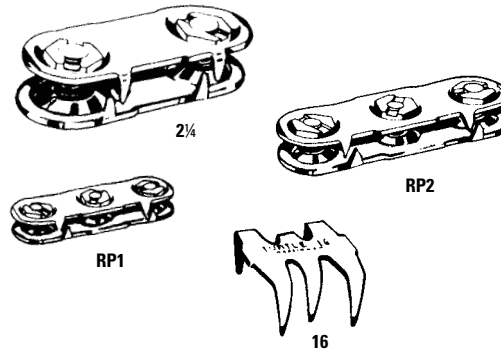


EXTRA NUTS PER 100

FOR FASTENER NUMBER	ORDERING NUMBER / ITEM CODE	WT. LBS.	ORDERING NUMBER / ITEM CODE	WT. LBS.	ORDERING NUMBER / ITEM CODE	WT. LBS.
STEEL			STAINLESS – 300 SERIES		EVERDUR	
1, 140, 190 & RP1	20377	0.8	20381	0.7	20387	0.8
1-1/2,						
2, 2-1/4, & RP2	20378	1.1	20382	1.1	20388	1.2
2-1/2 & 3	20379	2.2				

RIP REPAIR FASTENERS

ORDERING NUMBER	ITEM CODE	BOX QTY.	WT. LBS.
STEEL			
RP1E	20010	25	4.7
RP1C	20022	100	19.1
RP2E	20011	25	10.2
RP2C	20023	100	42.0
2-1/4E	20006	25	10.6
2-1/4C	20018	100	43.0
STAINLESS			
RP1ES	20041	25	4.9
RP2ES	20042	25	10.1
2-1/4ES	20040	25	10.7
EVERDUR			
2-1/4EE	20096	25	11.6

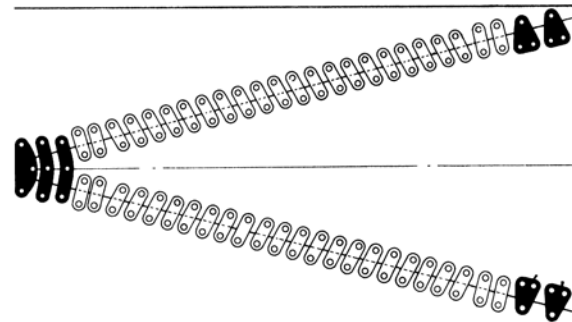


RIP REPAIR SELECTION INFORMATION

Belt Thickness		Fastener Size
in.	mm.	
3/8-9/16	10-14	No. 16
1/4-1/2	6-13	RP1
3/8-13/16	10-21	RP2
9/16-1-3/16	14-30	2-1/4

TURTLE® FASTENER—STEEL

ORDERING NUMBER	ITEM CODE	BOX QTY.	WT. LBS.
16	20206	50	4.3





WEDLOK®

DESCRIPTION	ORDERING NUMBER	ITEM CODE	WT. LBS.
Splice Kit*	2W	20200	4.0
Stainless Splice Kit	2WS	20201	4.0
Leading End Kit	2WL	20202	3.0
Trailing End Kit	2WT	20203	2.9
Templet Set	T2W	20204	6.3
72" Side Templet	T2WS72	20205	7.6


*Stainless Top Plates, Balance Steel.

WEDLOK SPLICE KIT

 **Stock Items** (non-shaded) carried in factory inventory.

 **Made To Order Items** (shaded) allow one week for production. In most cases, the next standard stock item can be adapted to meet your requirements.

Non-Listed Items are available. Request quote for price and delivery.



How Flexco® Rivet Solid Plate Fasteners Work

The Flexco® BR™ fastener offers longer service life in demanding, higher-tension applications and is an excellent replacement for vulcanized splicing in a wide range of industries.

Designed for high strength synthetic carcass belting, the fastener is installed with a staggered pattern of rivets to ensure maximum grip on the belt fibers. Working between these fibers without severing them, the strength of the belt is left intact. The specially-shaped head of each pilot nail

works with the installation tool's anvil plate to "self-set" the rivets.

The same hammer blows that drive and set the rivets also tightly compress the fastener plates for the strongest possible splice. The broad width and heavy gauge of the plates give extended wear life. These plates compress uniformly and are specially coined so there are no high spots or edges to hang up.

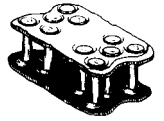
Applications	Installation Method	What You Need for Installation
<ul style="list-style-type: none"> Sand Gravel Crushed Stone Grain Coal Cement Salt 	<p>Designed for fast, simple installation. All that is needed is a hammer and the portable MBRT tool. Belt ends and fastener strip are held in proper alignment. Upon proper alignment, the rivets can be hammer-driven and set from the top side of belt.</p>	<ul style="list-style-type: none"> Fasteners Rivets Flexco Installation Tool Hammer
How to Specify the Correct Flexco® Rivet Solid Plate Fastener	Fastener Metal Selection	Hinge Pin Selection
<ol style="list-style-type: none"> Determine Belt Tension (PIW). Measure your Belt Thickness. Measure the Diameter of the Smallest Pulley in your Drive with Belt Wrap more than 90°. Choose the fastener size that is appropriate for your specifications in the selection chart below. 	<p>Steel. For most applications, plated steel is recommended.</p> <p>MegAlloy®. For superior resistance to wear and abrasion.</p> <p>Stainless Steel. Type 316 Stainless Steel provides extra resistance to abrasion, magnetic attraction and corrosion from acids and chemicals.</p> <p>Everdur®. Spark-free material compared to steel and fully non-magnetic.</p>	<p>No Hinge Pin Required.</p>

Flexco® Rivet Solid Plate Fastener Selection Chart

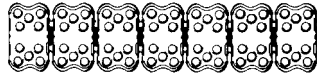
Fastener Size	For Belts With Mechanical Fastener Ratings Up To:		Belt Thickness Range		Recommended Min. Pulley Diameter					
	P.I.W.	kN/m	in.	mm	Operating Tension 75-100% of Belt Rating		Operating Tension 50-75% of Belt Rating		Operating Tension Under 50% of Belt Rating	
					in.	mm	in.	mm	in.	mm
BR6	400*	70*	1/4-21/32	6.5-17	14	350	12	300	10	250
BR10	650	114	7/32-11/16	6-17	18	450	16	400	14	350
BR14	800	140	13/32-15/16	10-24	36	900	34	860	34	860

* Contact Flexco Engineering for applications greater than 400 PIW (70kN/m).

Flexco® BR™ Rivet Solid Plate Fasteners



FASTENERS



Order each component separately for a complete splice: Fasteners + Rivets

NOTE:

In most cases, fastener strip length is not equal to belt width. Order by belt width.

FLEXCO® BR6 FASTENERS

BELT WIDTH		ORDERING NUMBER	ITEM CODE	WT. LBS.
in.	mm	STEEL		
24	600	BR6-SE-24	40658	4.6
30	750	BR6-SE-30	40682	5.7
36	900	BR6-SE-36	40683	7.0
42	1050	BR6-SE-42	40684	8.0
STAINLESS				
24	600	BR6S-SE-24	40769	4.6
30	750	BR6S-SE-30	40787	5.7
36	900	BR6S-SE-36	40790	6.9
42	1050	BR6S-SE-42	40791	7.8
EVERDUR				
24	600	BR6E-SE-24	42152	5.3
30	750	BR6E-SE-30	42153	6.4
36	900	BR6E-SE-36	42154	7.7
42	1050	BR6E-SE-42	42155	8.7

Each box of BR6 fasteners contains 4 fastener strips and hold down assembly clips.

FLEXCO® BR6 MEGALLOY®

ORDERING NUMBER	ITEM CODE	WT. LBS.
BR6MA-SE	41776	5.5

Each box of BR6 MegAlloy contains Ten 9-Plate fastener strips for 60"/1500 mm of splicing.

FLEXCO® BR10 & BR14 FASTENERS

FASTENER METAL	ORDERING NUMBER	ITEM CODE	WT. LBS.
BOX (35 Fastener Sets)			
STEEL	BR-10-SE	40750	8.0
MEGALLOY®	BR-10MA-SE	40752	7.9
STAINLESS	BR-10S-SE	40751	8.1
EVERDUR	BR-10E-SE	40753	7.9
STEEL	BR-14	40755	12.9
MEGALLOY®	BR-14MA	40756	13.1

ADDITIONAL FASTENER PARTS

DESCRIPTION	PKG. QTY.	ORDERING NUMBER	ITEM CODE	WT. LBS.
Hold Down Clips for BR10	23	BR101	40786	.5
Hold Down Clips for BR14	23	BR141	40788	.4
Black Plastic Retainers	49	BR103	40789	.1

Fasteners and Rivets Required for one BR6 Joint

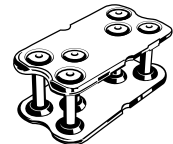
BELT WIDTH		FASTENER SETS REQUIRED	RIVETS REQUIRED
in.	mm		
24	600	18	108
30	750	22	132
36	900	27	162
42	1050	31	186
48	1200	36	216
60	1500	44	264
72	1800	54	324
84	2130	62	372
96	2430	72	432

Flexco® Rivet Solid Plate Fasteners And Rivets Required For one BR10 or BR14 Joint and Various Belt Widths

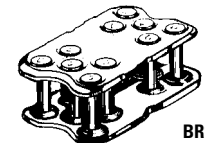
BELT WIDTH	SETS OF BR-10 OR BR-14 FASTENERS REQUIRED	RIVETS NEEDED FOR COMPLETE SPLICE	
		BR-10	BR-14
18	450	10	100
24	600	14	140
26	650	15	210
28	700	16	160
30	750	17	238
36	900	21	294
42	1000	23	230
	1050	24	240
	1200	27	270
48	1350	28	280
	1350	31	310
60	1350	35	350
	1800	41	410
	1800	42	420
72	2100	48	480
	2100	48	672

RIVET SELECTION CHART

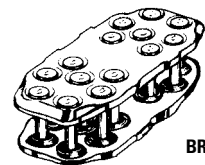
FASTENER SIZE	BELT THICKNESS RANGE		RIVET SIZE
	in.	mm	
BR6	3/16 - 9/32	5-7.5	AA
	1/4 - 11/32	6.5-9	A
	5/16 - 13/32	8-10.5	B
	3/8 - 15/32	9.5-12	C
	7/16 - 17/32	11-13.5	C/D
BR10	1/2 - 19/32	13-15	D
	9/16 - 21/32	14-17	E
	7/32-5/16	6-8	SRA
	9/32-3/8	7-9.5	SRB
	11/32-7/16	9-11	SRC
BR14	13/32-1/2	10-13	SRD
	15/32-9/16	12-14	SRE
	17/32-5/8	13.5-16	SRF
	19/32-11/16	15-17	SRG
	21/32-3/4	16-19	SRH
BR14	23/32-13/16	18-21	SRI
	25/32-7/8	20-22	SRJ
	27/32-15/16	21-24	SRK



BR6



BR10



BR14

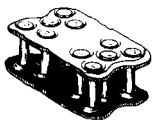
RIVET SELECTION GAUGE

ORDERING NUMBER	ITEM CODE	WT. LBS.
BR6	41829	0.1
R5-R5-1/2-RAR6LP-BR10	40329	0.1
R6-BR14	40381	0.1

Stock Items (non-shaded) carried in factory inventory.

Made To Order Items (shaded) allow one week for production. In most cases, the next standard stock item can be adapted to meet your requirements.

Non-Listed Items are available. Request quote for price and delivery.



Flexco® BR™ Rivet Solid Plate Fasteners

RIVETS

Self-setting, pre-assembled with pilot nails



STEEL

ORDERING NUMBER	ITEM CODE	BOX QTY.	WT. LBS.
BOX (100 Rivets)			
SRA-100	40539	100	.9
SRB-100	40540	100	1.0
SRC-100	40541	100	1.1
BOX (250 Rivets)			
SRA	40527	250	2.3
SRB	40528	250	2.5
SRC	40529	250	2.6
SRC/D	40538	250	2.8
SRD	40530	250	2.9
SRE	40531	250	3.1
SRF	40532	250	3.1
SRG	40533	250	3.2
SRH	40534	250	3.4
SRI	40535	250	3.5
SRJ	40536	250	3.6
SRK	40537	250	3.7
BUCKET (2000 Rivets)			
SRA-2M	41190	2000	16.6
SRB-2M	41191	2000	18.1
SRC-2M	41192	2000	20.2
SRC/D-2M	41193	2000	21.2
SRD-2M	41194	2000	21.9
SRE-2M	41195	2000	23.1
SRF-2M	41196	2000	24.4
SRG-2M	41197	2000	24.9
SRH-2M	41198	2000	25.1
SRI-2M	41199	2000	25.9

STAINLESS (TYPE 430)

ORDERING NUMBER	ITEM CODE	BOX QTY.	WT. LBS.
BOX (250 Rivets)			
SRA-S	40542	250	2.3
SRB-S	40543	250	2.5
SRC-S	40544	250	2.6
SRC/D-S	40548	250	2.8
SRD-S	40545	250	2.9
SRE-S	40546	250	3.1
SRF-S	40547	250	3.1
SRG-S	40523	250	3.2
SRH-S	40522	250	3.4
SRI-S	40506	250	16.7
SRJ-S	40507	250	18.4
SRK-S	40520	250	19.9
SRL-S	40519	250	4.2
BUCKET (2000 Rivets)			
SRA-S-2M	41200	2000	17.1
SRB-S-2M	41201	2000	18.9
SRC-S-2M	41202	2000	20.6
SRC/D-S-2M	41203	2000	21.3
SRD-S-2M	41204	2000	21.9
SRE-S-2M	41205	2000	22.9
SRF-S-2M	41206	2000	23.5
SRG-S-2M	41207	2000	24.7
SRH-S-2M	41208	2000	25.1
SRI-S-2M	41181	2000	26.3
SRJ-S-2M	41183	2000	27.5
SRK-S-2M	41185	2000	28.7
SRL-S-2M	41781	2000	29.9

RAPID LOADER™ RIVET STRIPS

Self-setting, pre-assembled with pilot nails

FOR FLEXCO® BR6

32 Strips / 768 Rivets per Bucket

DESCRIPTION		ORDERING NUMBER	ITEM CODE	WT. LBS.
Size	Color Code			
STEEL				
A	Red	CBR6A	41785	10.5
B	White	CBR6B	41786	11.0
C	Blue	CBR6C	41788	11.0
C/D	Orange	CBR6C/D	41792	11.5
D	Green	CBR6D	41793	12.0
E	Purple	CBR6E	41794	12.0
F	Yellow			
STAINLESS (SERIES 400)				
A	Red	CBR6A-S	41795	10.0
B	White	CBR6B-S	41796	10.5
C	Blue	CBR6C-S	41797	11.0
C/D	Orange	CBR6C/D-S	41798	11.5
D	Green	CBR6D-S	41799	12.0
E	Purple	CBR6E-S	41800	12.0
F	Yellow			
EVERDUR (Available March 2018)				
AA	Gray	CBR6AA-E	40563	10.0
A	Red	CBR6A-E	40564	10.5
B	White	CBR6B-E	40565	11.0

FOR FLEXCO® BR10

60 Strips / 1200 Rivets per Bucket

ORDERING NUMBER	ITEM CODE	WT. LBS.
STEEL		
CSRLA	40857	13.00
CSRLB	40858	13.92
CSRLC	40859	14.84
CSRLC/D	40860	15.56
CSRLD	40861	16.06
CSRLE	40862	16.62
CSRLF	40863	17.34
STAINLESS (SERIES 400)		
CSRLA-S	40978	12.90
CSRLB-S	40979	13.80
CSRLC-S	40980	14.92
CSRLC/D-S	40981	15.31
CSRLD-S	40982	15.92
CSRLE-S	40983	16.48
CSRLF-S	40984	16.94
EVERDUR (Available March 2018)		

RAPID LOADER™ RIVET STRIPS

WITH WASHERS

For use with the Flexco® Pneumatic Single Rivet Driver

FOR FLEXCO® BR6

32 Strips / 768 Rivets per Bucket

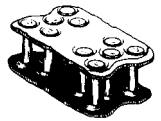
DESCRIPTION		ORDERING NUMBER	ITEM CODE	WT. LBS.
Size	Color Code			
STEEL				
A	Red	CBR6A-W	42065	10.5
B	White	CBR6B-W	42066	11.0
C	Blue	CBR6C-W	42067	11.0
C/D	Orange	CBR6C/D-W	42068	11.5
D	Green	CBR6D-W	42069	12.0
E	Purple	CBR6E-W	42070	12.0
F	Yellow			
G	Black			
STAINLESS (SERIES 400)				
A	Red	CBR6A-S-W	42071	10.0
B	White	CBR6B-S-W	42072	10.5
C	Blue	CBR6C-S-W	42073	11.0
C/D	Orange	CBR6C/D-S-W	42074	11.5
D	Green	CBR6D-S-W	42075	12.0
E	Purple	CBR6E-S-W	42076	12.0
F	Yellow			
G	Black			
EVERDUR (Available March 2018)				
AA	Gray	CBR6AA-E-W	40566	10.0
A	Red	CBR6A-E-W	40567	10.5
B	White	CBR6B-E-W	40568	11.0

FOR FLEXCO® BR10

60 Strips / 1200 Rivets per Bucket

ORDERING NUMBER	ITEM CODE	WT. LBS.
STEEL		
CSRLA-W	40891	13.00
CSRLB-W	40892	13.92
CSRLC-W	40893	14.84
CSRLC/D-W	40895	15.56
CSRLD-W	40897	16.06
CSRLE-W	40898	16.62
CSRLF-W	40899	17.34
CSRLG-W	40901	17.90
STAINLESS (SERIES 400)		
CSRLA-S-W	40955	12.90
CSRLB-S-W	40956	13.80
CSRLC-S-W	40957	14.92
CSRLC/D-S-W	40958	15.31
CSRLD-S-W	40959	15.92
CSRLE-S-W	40961	16.48
CSRLF-S-W	40969	16.94
CSRLG-S-W	40971	17.52
EVERDUR (Available March 2018)		

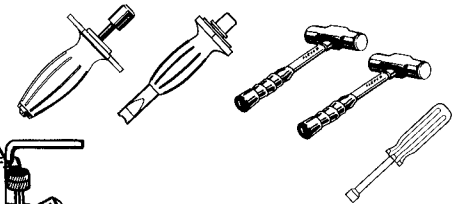
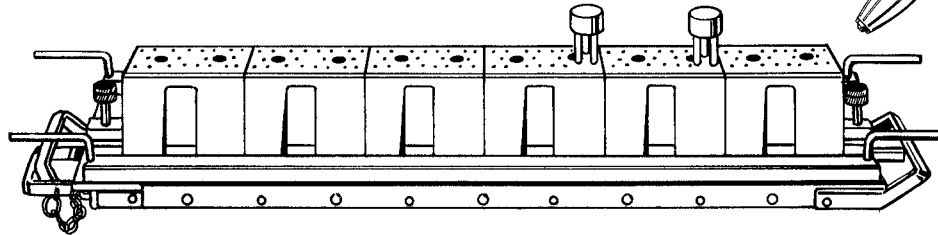
Flexco® BR™ Rivet Solid Plate Fasteners



INSTALLATION TOOLS

Multiple Rivet Applicator Tool

For Power Installation of Flexco® BR™ Fasteners, see page 86.



MBRTA TOOL WITH MULTIPLE RIVET DRIVER

MBRTA APPLICATOR TOOL Complete (For BR10 and BR14)

(Includes two SR759 Multiple Drive Rods, BR500D Multiple Guide Blocks, one SR-50 Driver Tool, one BR151 Bridge Removal Tool, one Nut Driver, two 4 lb. Hammers, Lubricant and Metal Tool Box.)

TOOLWIDTH		ORDERING NUMBER	ITEM CODE	WT. LBS.	MULTIPLE GUIDE BLOCKS INCLUDED
in.	mm				
30	750	MBRTA-30	40927	111.3	4
36	900	MBRTA-36	40928	115.5	5
42	1050	MBRTA-42	40920	125.0	6
48	1200	MBRTA-48	40921	166.6	7
60	1500	MBRTA-60	40922	178.6	9
72	1800	MBRTA-72	40923	192.3	10
84	2130	MBRTA-84	40924	227.8	12
96	2430	MBRTA-96	40925	263.2	14

MBRT TOOL COMPONENTS

DESCRIPTION	ORDERING NUMBER	ITEM CODE	WT. LBS.
Multiple Guide Block-Blue, BR6	BR300	40882	3.8
Multiple Drive Rod-3 Prong	BR359	41187	1.0
Multiple Guide Block-Yellow, BR10, BR14	BR500D	41016	3.0
Multiple Drive Rod-5 Prong	SR759	41055	.9
BR6 Steel Guide Block*	35RD-BR6GB-4	43063	11.0
BR10 Steel Guide Block*	35RD-BR10GB-4	43064	14.2
Nut Driver	41008	41008	.5
Driver Tool Complete	SR-50	40510	.8
Bridge Removal Tool	BR151	40760	.5
Silicone Lubricant	SL5-1	30932	1.4
Four lb. Hammer	4FH	30435	5.3

* For use with the Flexco® Pneumatic Single Rivet Driver.

ALUMINUM MBRT6 APPLICATOR Complete

(Includes one BR359 three prong multiple drive rod, two BR300 multiple guide blocks, one BR151 bridge removal tool, one 4 lb. hammer, and lubricant.)

BELT WIDTH		ORDERING NUMBER	ITEM CODE	WT. LBS.	MULTIPLE GUIDE BLOCKS REQUIRED TO SPAN TOOL WIDTH
in.	mm				
30	750	MBRT6-30-AL	41089	75.0	5
36	900	MBRT6-36-AL	41097	85.0	7
42	1050	MBRT6-42-AL	41098	92.0	8
48	1200	MBRT6-48-AL	41099	106.0	9
60	1500	MBRT6-60-AL	41107	120.0	11
72	1800	MBRT6-72-AL	41123	136.0	13
84	2130	MBRT6-84-AL	41124	156.0	15
96	2430	MBRT6-96-AL	41126	173.0	18

ACCESSORY TOOLS

DESCRIPTION	ORDERING NUMBER	ITEM CODE	WT. LBS.
Repair Tool Kit Complete	BRR-1014	40794	3.8
Anvil Plate w/Screws	BRP3	40907	.9
Center Block w/Screws	BRR-11	40796	.6
Center Punch	BRR-DP	40793	.1
Flexco Belt Groover	FBG1	31978	1.8
Extra Blades	HSP3	31980	.1

METAL TOOL BOX FOR SR™ and BR™ APPLICATOR TOOLS

DESCRIPTION	ORDERING NUMBER/ITEM CODE	WT. LBS.
36" Tool Box	40988	41.2
42" or 48" Tool Box	40990	48.2
60" Tool Box	40991	73.0

ALUMINUM MBRT10 APPLICATOR Complete

(Includes one SR759 five prong multiple drive rod, two BR500D multiple guide blocks, one BR151 bridge removal tool, one 4 lb. hammer, and lubricant.)

BELT WIDTH		ORDERING NUMBER	ITEM CODE	WT. LBS.
in.	mm			
30	750	MBRT10-30-AL	41138	79.0
36	900	MBRT10-36-AL	41139	89.0
42	1050	MBRT10-42-AL	41148	97.0
48	1200	MBRT10-48-AL	41149	105.0
60	1500	MBRT10-60-AL	41152	124.0
72	1800	MBRT10-72-AL	41153	141.0
84	2130	MBRT10-84-AL	41168	161.0
96	2430	MBRT10-96-AL	41179	177.0

BELT CUTTERS/SKIVER

Please refer to pages 99-100.

Aluminum Content

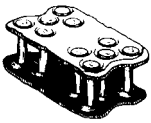
ALUMINUM ALLOY TYPE	PERCENT	
	Mg - Magnesium	Ti - Titanium
5356	5.5	0.2
6005	0.6	0.1
6061	1.0	0.0
7075	2.5	0.0

Stock Items (non-shaded) carried in factory inventory.

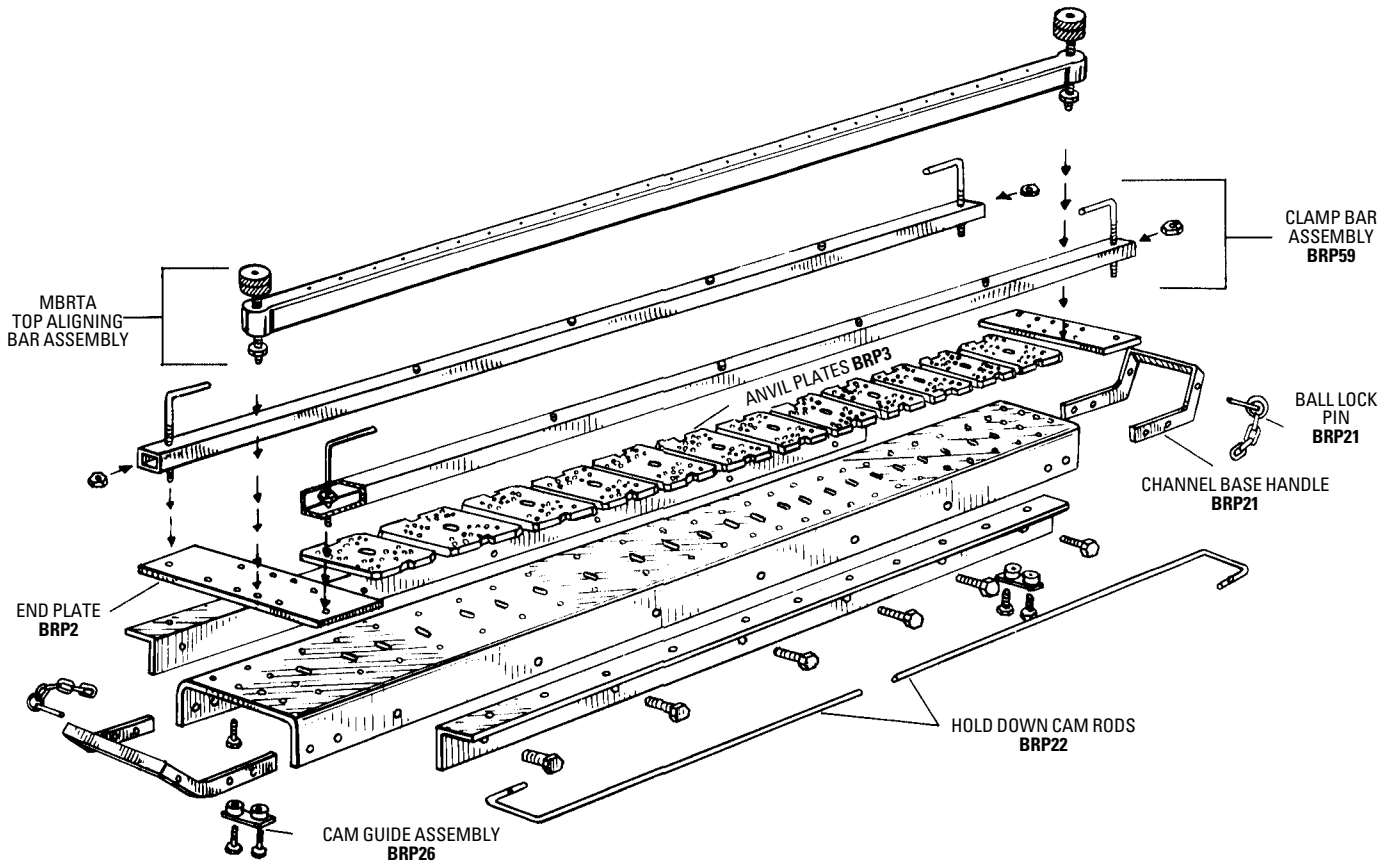
Made To Order Items (shaded) allow one week for production.

In most cases, the next standard stock item can be adapted to meet your requirements.

Non-Listed Items are available. Request quote for price and delivery.



Flexco® BR™ Rivet Solid Plate Fasteners

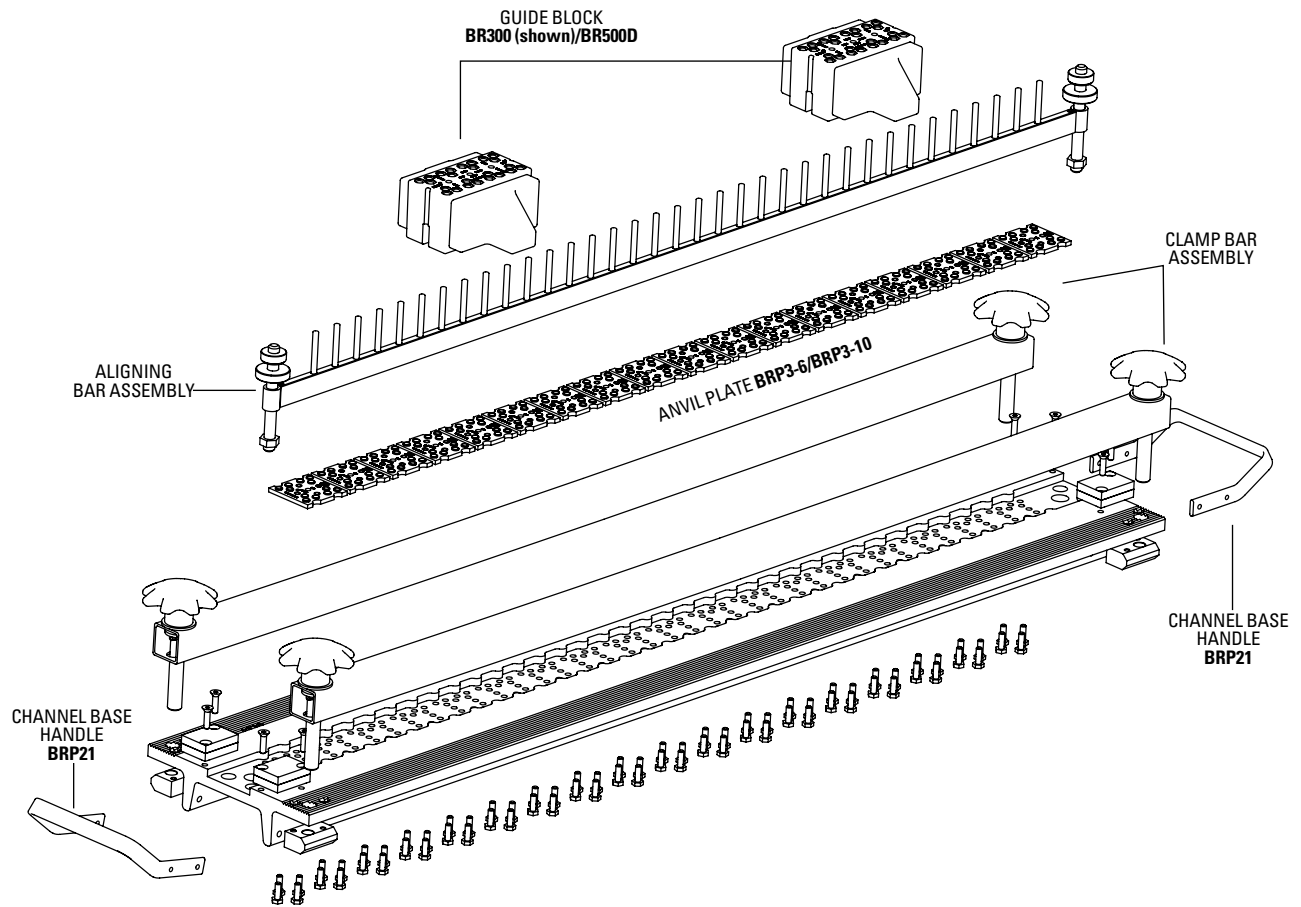
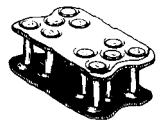


MBRTA APPLICATOR TOOL – REPLACEMENT PARTS

DESCRIPTION	TOOL WIDTH		ORDERING NUMBER	ITEM CODE	WT. LBS.
	in.	mm			
Clamp Bar Assembly	30"	750	BRP59-30	40800	5.1
	36"	900	BRP59-36	40801	5.7
	42"	1050	BRP59-42	40802	6.3
	48"	1200	BRP59-48	40803	7.0
	60"	1500	BRP59-60	40804	7.9
MBRTA Top Aligning Bar Assembly (Includes two end plates and fasteners)	30"	750	BR-530	41020	4.7
	36"	900	BR-536	41021	5.0
	42"	1050	BR-542	41022	5.3
	48"	1200	BR-548	41023	6.0
	60"	1500	BR-560	41024	7.4
Channel Base Assembly (Includes Channel Base, Anvil plates, End plates, and Gauge Rod Guides)	42"	1050	BRP100-42	40915	51.0
	48"	1200	BRP100-48	40916	58.0
	60"	1500	BRP100-60	40918	72.5
	72"	1800	BRP100-72	40919	87.0
Anvil Plate Assembly (includes screws)			BRP3	40907	.9
Anvil Plate Screws			BRPS	40908	.5
Channel Base Handle			BRP21	40930	.6
Ball Lock Pin w/Chain			BRP31	40960	.1
Hold Down Cam Rods (Includes Two)	30"	750	BRP22-30	40962	.6
	36"	900	BRP22-36	40963	.6
	42"	1050	BRP22-42	40964	.6
	48"	1200	BRP22-48	40965	.6
	60"	1500	BRP22-60	40966	.9
Cam Guide Assembly			BRP26	40970	.1
End Plate Assembly			BRP2	40975	1.9

Stock Items (non-shaded) carried in factory inventory.
 Made To Order Items (shaded) allow one week for production. In most cases, the next standard stock item can be adapted to meet your requirements.
Non-Listed Items are available. Request quote for price and delivery.

Flexco® BR™ Rivet Solid Plate Fasteners



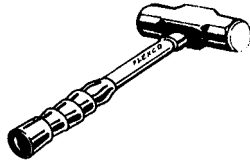
ALUMINUM MBRT6/MBRT10 APPLICATOR TOOL – REPLACEMENT PARTS

DESCRIPTION	TOOL WIDTH		BR6/BR10					
	in.	mm	ORDERING NUMBER	ITEM CODE	WT. LBS.			
	BR6 & BR10 Clamp Bar Assembly	30"	750	BRP6-10AL30CB	41915	7.7		
36"		900	BRP6-10AL36CB	41916	8.3			
42"		1050	BRP6-10AL42CB	41917	9.0			
48"		1200	BRP6-10AL48CB	41918	9.7			
60"		1500	BRP6-10AL60CB	41919	10.4			
72"		1800	BRP6-10AL72CB	41920	11.0			
84"		2130	BRP6-10AL84CB	41921	11.6			
96"		2430	BRP6-10AL96CB	41922	12.0			
Aligning Bar Assembly			BR6		BR10			
	30"	750	BRP6AL-30AB	41906	4.7	BRP10AL-30AB	41924	4.7
	36"	900	BRP6AL-36AB	41907	5.0	BRP10AL-36AB	41925	5.0
	42"	1050	BRP6AL-42AB	41908	5.3	BRP10AL-42AB	41926	5.3
	48"	1200	BRP6AL-48AB	41909	5.6	BRP10AL-48AB	41927	5.6
	60"	1500	BRP6AL-60AB	41910	6.2	BRP10AL-60AB	41928	6.2
	72"	1800	BRP6AL-72AB	41911	6.6	BRP10AL-72AB	41929	6.6
	84"	2130	BRP6AL-84AB	41912	7.0	BRP10AL-84AB	41930	7.0
	96"	2430	BRP6AL-96AB	41913	7.4	BRP10AL-96AB	41931	7.4

Heavy-Duty Belt Maintenance Tools

FOUR LB. HAMMER

ORDERING NUMBER	ITEM CODE	WT. LBS.
4FH	30435	5.3
6FH	30375	7.3



FLEXCO® SILICONE LUBRICANT

ORDERING NUMBER	ITEM CODE	PKG. QTY.	WT. LBS.
SL5-1	30932	1	1.4




ROUTER COUNTERSINKING TOOLS

DESCRIPTION	ORDERING NUMBER	ITEM CODE	WT. LBS.
Template Guide	RTG-2	30890	.08
Router Templet	FRT-1	30875	0.7
Router Bit	RT-5/8	30877	0.2

FLEXCO® BELT IDENTIFICATION TOOL

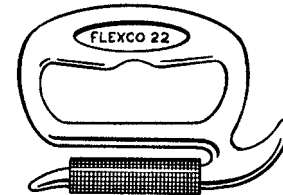
ORDERING NUMBER	ITEM CODE	WT. LBS.
BT-1	31075	.06



FLEXCO® BELT GRIPS

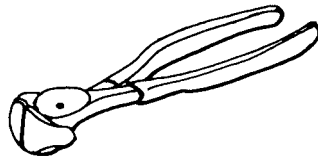
GRIPS BELTS UP TO 5/8" (16 mm) SOLD BY THE PAIR

ORDERING NUMBER	ITEM CODE	WT. LBS.
22	30882	2.5



BELT NIPPER

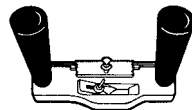
ORDERING NUMBER	ITEM CODE	WT. LBS.
BN-1	50003	.8





FLEXCO® BELT GROOVER

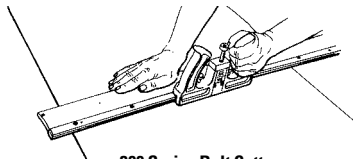
(7/16" WIDE GROOVE PATH)

ORDERING NUMBER	ITEM CODE	WT. LBS.
FBG1	31978	1.8
EXTRA BLADES		
HSP3	31980	0.1

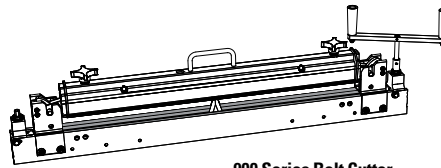


-  **Stock Items** (non-shaded) carried in factory inventory.
-  **Made To Order Items** (shaded) allow one week for production. In most cases, the next standard stock item can be adapted to meet your requirements.
- Non-Listed Items** are available. Request quote for price and delivery.

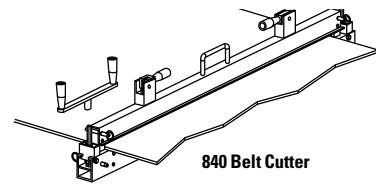
Heavy-Duty Belt Maintenance Tools



300 Series Belt Cutter



900 Series Belt Cutter



840 Belt Cutter

300 SERIES STRAIGHT CUTTER

DESCRIPTION	BELT WIDTH		ORDERING NUMBER	ITEM CODE	WT. LBS.
	in.	mm			
Cutter Complete	12"	300	300312	30900	14.2
	18"	450	300318	30901	15.6
	24"	600	300324	30902	17.4
	30"	750	300330	30903	19.1
	36"	900	300336	30904	20.0
	42"	1050	300342	30905	26.1
	48"	1200	300348	30906	27.9
	60"	1500	300360	30907	32.8
Cutter Base Only	30"	750	330	30937	10.8
	36"	900	336	30938	12.3
	42"	1050	342	30939	14.0
	48"	1200	348	30940	15.6
	60"	1500	360	30941	18.9
"E" Base Only			324E	30961	9.0
			330E	30962	10.8
			336E	30963	12.4
			348E	30964	15.8
			360E	30965	18.9
Connecting Bar			30027	30910	4.6
Cutter Head Only			300	30908	2.4
Cutter Blade			30023	30909	.2
for belts up to 1 1/8" thick					
Cutter Blade - Long			30023L	30913	.2
for belts up to 1 9/16" thick					
Extra Nails (90/Package)			8D	30437	1.0

FOR CURVED BELT CUTTER, SEE PAGE 72 BOLT HINGED FASTENER SECTION.

900 SERIES* BELT CUTTER

DESCRIPTION	BELT WIDTH		ORDERING NUMBER	ITEM CODE	WT. LBS.
	in.	mm			
Cutter Complete for belts up to 1.5" (38 mm)	24"	600	900924	04200	32.0
	36"	900	900936	04143	39.0
	48"	1200	900948	04144	45.0
	60"	1500	900960	04145	53.0
	72"	1800	900972	04146	61.0
	84"	2130	900984	04147	69.0
	Replacement Blade Kit			900CBK	04149
Drive Handle Assembly				04140	2.0

* Patent pending

840 SERIES ALUMINUM BELT CUTTER

(REPLACES THE 820 SERIES BELT CUTTER)

DESCRIPTION	BELT WIDTH		ORDERING NUMBER	ITEM CODE	WT. LBS.
	in.	mm			
Cutter Complete for belts up to 3/8" - 1" thick	36"	900	840836	32267	25.0
	48"	1200	840848	32268	31.0
	60"	1500	840860	32269	37.0
	72"	1800	840872	32270	42.0
	84"	2130	840884	32271	48.0
Drive Handle Assembly			820/840WA	32272	2.0
Extra Blade (with screw)			820/840-1CB	32273	0.5
Optional Squaring Device			840SD	32274	2.0

Aluminum Content-900 Series

ALUMINUM ALLOY TYPE	PERCENT	
	Mg Magnesium	Ti Titanium
6005	0.6	0.1
6061	1.0	0.0
7075	2.5	0.0

Aluminum Content-840 Series

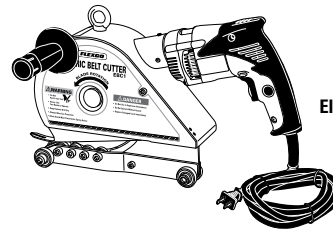
ALUMINUM ALLOY TYPE	PERCENT	
	Mg Magnesium	Ti Titanium
6061	1.00%	0%

ELECTRIC BELT CUTTER

DESCRIPTION	ORDERING NUMBER	ITEM CODE	WT. LBS.
Electric Cutter Complete	EBC1	30001	30.0
Electric Cutter Complete	EBC2	30002	40.0
Cordless Electric Cutter Complete	CEBC1	30018	30.0
Cordless Electric Cutter Complete	CEBC2	30019	40.0
Electric Cutter Complete 220V	EBC1-220	30011	30.0
Electric Cutter Complete 220V	EBC2-220	30012	40.0
Cordless Electric Cutter Complete 220V	CEBC1-220	30021	30.0
Cordless Electric Cutter Complete 220V	CEBC2-220	30022	40.0

Spare Parts List

Replacement blade for EBC1/CEBC1	EBC1-B	30003	2.0
Replacement blade for EBC2/CEBC2	EBC2-B	30004	2.8
Replacement electric hammer drill for EBC1	EBC1-DR	30005	7.5
Replacement electric hammer drill for EBC2	EBC2-DR	30006	12.1
Replacement electric hammer drill for EBC1-220	EBC1-220-DR	30013	7.5
Replacement electric hammer drill for EBC2-220	EBC2-220-DR	30014	12.1
Replacement eye bolt for EBC1 & EBC2	EBC-EB	30007	0.9
Replacement handle for EBC1 & EBC2	EBC-H	30008	0.4
Replacement bearing kit for EBC1 & EBC2	EBC/CEBC-BK	30024	1.1
Retrofit rail kit for EBC1/CEBC1	EBC1-RK	30033	1.3
Retrofit rail kit for EBC2/CEBC2	EBC2-RK	30034	1.6



Electric Belt Cutter with cord

Cutting Capacity-Electric Belt Cutter

BELT TYPE	EBC1/CEBC1		EBC2/CEBC2	
	IMPERIAL	METRIC	IMPERIAL	METRIC
Rubber	Up to 1"	Up to 25 mm	Up to 2"	Up to 50 mm
PVC	Up to 360 PIW	Up to 630 EP	Up to 1140 PIW	Up to 2000 EP

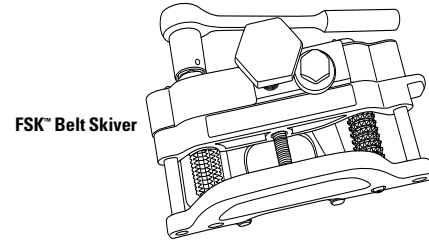
Heavy-Duty Belt Maintenance Tools

FLEXCO® FSK™ BELT SKIVER

Width of Skive 2½" (64 mm)

DESCRIPTION	ORDERING NUMBER	ITEM CODE	WT. LBS.
Skiver Complete with Plastic Fence*	FSK2	32051	20.7
Skiver Complete with Metal Fence*	FSK2M	32068	21.8
Skiver XL Complete with Plastic Fence*	FSK2XL	32059	22.5
Skiver XL Complete with Metal Fence*	FSK2MXL	32070	23.6
Sharpening Stone		31987	0.5
REPLACEMENT PARTS			
Skiver Blade-Standard	FSK-1B	31996	0.3
Skiver Blade-High Wear	FSK-1BA	31999	0.3
Skiver Ratchet Assembly	FSK-1R	31991	1.8
Skiver Chain	FSK-1C	31992	0.4
Skiver Sprocket	FSK-1S	31993	0.2
Skiver Plastic Fence Assembly for FSK2	FSK2-F	32056	1.1
Skiver Metal Fence Assembly for FSK2M	FSK2-FM	32069	1.5
Replacement Front Drive Roller Assembly	FSK2-FDRA	32052	0.6

*Comes with standard blade



FSK™ Belt Skiver

FAR-PUL® HD® BELT CLAMPS

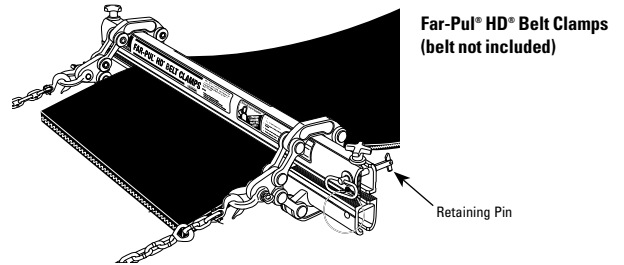
Load Capacity up to 3 tons (2.7 metric tons) when used with two 1-1/2 ton (1.4 metric ton) come-a-longs.

DESCRIPTION	BELT WIDTH		ORDERING NUMBER	ITEM CODE	WT. LBS.
	in.	mm			
Belt Clamp Complete includes: 4 Belt Clamp Bars and 4 Belt Clamp Scissors	Up to 30"	Up to 750	LSHD30	30393	79.0
	Up to 36"	Up to 900	LSHD36	30394	87.0
	Up to 42"	Up to 1050	LSHD42	30395	91.0
	Up to 48"	Up to 1200	LSHD48	30396	98.0
	Up to 54"	Up to 1350	LSHD54	30397	103.0
	Up to 60"	Up to 1500	LSHD60	30398	110.0
30" Belt Clamp Bar Set*	Up to 30"	Up to 750	LSHDB30-2	30418	20.0
	Up to 36"	Up to 900	LSHDB36-2	30414	23.0
	Up to 42"	Up to 1050	LSHDB42-2	30421	26.0
	Up to 48"	Up to 1200	LSHDB48-2	30423	30.0
	Up to 54"	Up to 1350	LSHDB54-2	30424	33.0
	Up to 60"	Up to 1500	LSHDB60-2	30430	36.0
72" Belt Clamp Bar Set*	Up to 72"	Up to 1800	LSHDB72-2	30408	40.0
Steel Belt Clamp Scissor - Each			LSHDS	30392	10.5
Belt Locator Pin - includes Washer and Locking Nut			LSHDLP	30400	.15
Retaining Pin Kit			LSHD-RPK	30390	2.0
Clamp Bar Screw			LSHDCBS	30373	1.0

*Includes 2 Bars Per Set

Aluminum Content-Far-Pul® HD®

ALUMINUM ALLOY TYPE	PERCENT	
	Mg- Magnesium	Ti -Titanium
6061	1.00%	0%



Far-Pul® HD® Belt Clamps (belt not included)

Retaining Pin

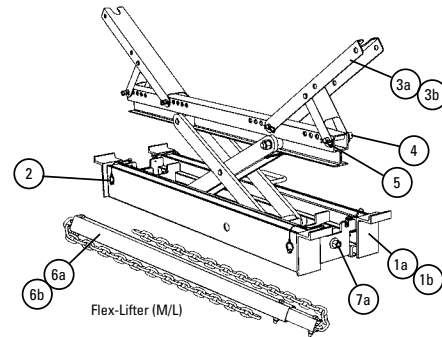
Heavy-Duty Belt Maintenance Tools

FLEX-LIFTER™ CONVEYOR BELT LIFTER

Easy and safe way to lift tensioned belts so mechanical splicing or other maintenance work can be done.

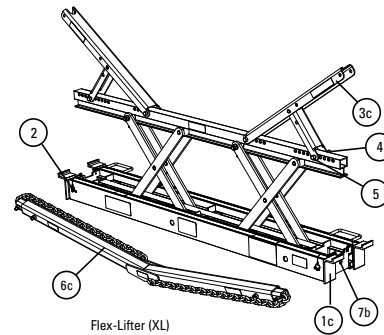
DESCRIPTION	ORDERING NUMBER	ITEM CODE	WT. LBS.
Medium Flex-Lifter 36" - 60" (900 - 1500 mm)	FL-M	76469	87.0
Large Flex-Lifter 48" - 72" (1200 - 1800 mm) incl. return bar	FL-L	76470	121.0
XL Flex-Lifter 72" - 96" (1800 - 2400 mm) does not incl. return bar	FL-XL	76983	128.0
Flex-Lifter Cart	FLCK	77729	20.0

Lifts troughed or flat belts.
Lead time: 1 working day



Replacement Parts

REF	DESCRIPTION	ORDERING NUMBER	ITEM CODE	WT. LBS.
1a	Extension Leg - Medium	FLEL-M	76472	3.1
1b	Extension Leg - Large	FLEL-L	76473	3.7
1c	Extension Leg Kit - XL (includes 2 ext. legs)	FLELK-XL	76986	13.0
2	Extension Leg Pin (with lanyard)	FLELP	76474	0.1
3a	Trough Wing - Medium (with brace)	FTW-M	76476	1.2
3b	Trough Wing - Large (with brace)	FTW-L	76477	1.5
3c	Trough Wing - XL (with brace)	FTW-XL	76985	4.2
4	Retainer Pin Pack (includes 4 pins)	FLRP	76478	1.0
5	Retainer Clip Pack (includes 4 clips)	FLCP	76479	0.1
6a	Return Lift Bar - Medium	FLRLB-M	76482	18.4
6b	Return Lift Bar - Large	FLRLB-L	76481	40.0
6c	V-Return Lift Bar - XL	FLVRL-XL	76984	63.0
7a	Shear Pin Kits - Medium/Large	FL-PKIT-ML	77250	0.3
7b	Shear Pin Kits - XL	FL-PKIT-XL	77251	0.5

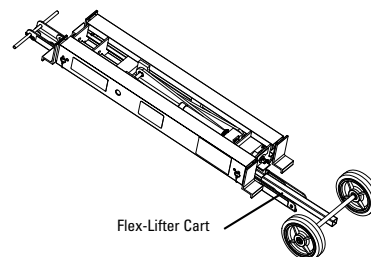



Safe Lifting Capacity


Height		Max. Weight			
		Medium/Large		XL	
in.	mm	lbs.	kg.	lbs.	kg.
0-1	0-25	500	225	1100	500
1-2	25-50	1000	450	1800	815
2-3	50-75	1500	675	2500	1140
3-4	75-100	2000	900	3200	1450
4-5	100-125	2500	1150	3700	1680
5-6	125-150	3000	1350	4600	2090
6-7	150-175	3500	1600	5300	2400
>7	>175	4000	1800	6000	2725

Aluminum Content Flex-Lifter

ALUMINUM ALLOY TYPE	PERCENT	
	Mg Magnesium	Ti Titanium
4043	0.05%	0.2%
5356	5.5%	0.2%
6005	0.6%	0.1%
6061	1.0%	0.0%
6063	0.7%	0.0%
7075	2.5%	0.0%



 **Stock Items** (non-shaded) carried in factory inventory.

 **Made To Order Items** (shaded) allow one week for production. In most cases, the next standard stock item can be adapted to meet your requirements.

Non-Listed Items are available. Request quote for price and delivery.

Belt Conveyor Products

Belt Positioner™

BELT POSITIONERS WITH RUBBER ROLLERS

SIZE	BELT WIDTH (Min-Max)		POSITIONER WIDTH (Min-Max)		ORDERING NUMBER	ITEM CODE	WT. LBS.
	in.	mm	in.	mm			
Small	18-24	450-600	24-34	600-850	RBP1R-S	90646	60.5
Medium	30-48	750-1200	34-56	850-1400	RBP1R-M	90647	73.5
Large	54-72	1350-1800	56-83	1400-2075	RBP1R-L	90648	94.0
Extra Large	72-96	1800-2400	72-120	1800-3000	RBP1R-XL	90649	182.0

Lead time: 1 working day

BELT POSITIONERS WITH STEEL ROLLERS

SIZE	BELT WIDTH (Min-Max)		POSITIONER WIDTH (Min-Max)		ORDERING NUMBER	ITEM CODE	WT. LBS.
	in.	mm	in.	mm			
Small	18-24	450-600	24-34	600-850	RBP1S-S	74558	69.8
Medium	30-48	750-1200	34-56	850-1400	RBP1S-M	74559	84.6
Large	54-72	1350-1800	56-83	1400-2075	RBP1S-L	74560	109.5
Extra Large	72-96	1800-2400	72-120	1800-3000	RBP1S-XL	74561	199.6

Lead time: 1 working day

Use next larger size for belt widths between ranges.

NOTE: Idler Rollers on sizes S, M and L are 5" (125 mm) diameter and rated CEMA D. Idler Rollers on the XL size are 6" (150 mm) diameter and rated CEMA E.

REPLACEMENT ROLLERS

REF	DESCRIPTION	ORDERING NUMBER	ITEM CODE	WT. LBS.
4a	Small Rubber Roller	RBPRR-S	90650	7.9
	Medium Rubber Roller	RBPRR-M	90651	11.0
	Large Rubber Roller	RBPRR-L	90652	15.5
	Extra Large Rubber Roller	RBPRR-XL	90653	27.8
4b	Small Steel Roller	RBPSR-S	74562	12.2
	Medium Steel Roller	RBPSR-M	74563	16.5
	Large Steel Roller	RBPSR-L	74564	23.2
	Extra Large Steel Roller	RBPSR-XL	74565	36.6
5	Roller Retainer Kit*	RBPRET	73163	0.5

Idler rollers on sizes S, M and L are 5" (125 mm) diameter and rated CEMA D.

Idler rollers on the XL size are 6" (150 mm) diameter and rated CEMA E.

*Roller Retainer Kit not required for XL rollers (SDX style).

Lead time: 1 working day



Product Notes:

- The Positioner should be centered between two standard return rollers. For general applications--standard belts up to 72" (1800 mm); position the unit no closer than 3' (.9 M) to a return roller and no farther than 6' (1.8 M).
- Works on the return side of the conveyor using simple angled rollers mounted in a fixed position to quickly and continuously funnel the belt into the correct path.
- A "quick fix" solution for belts that consistently wander to one side.
- Typically installed before the tail pulley to keep the belt centered at the critical loading point. Center loading is the key to solving many top side tracking problems.
- Idler rollers make smooth contact with the return belt's bottom cover, eliminating excessive wear and damage to the belt's edges.
- Has no pivoting mechanism to freeze up and cause the unit to stop working.
- Once installed, no further adjustment is required.

Belt Conveyor Products

V-Plow

V-PLOW*

DESCRIPTION	BELT WIDTH		ORDERING NUMBER	ITEM CODE	WT. LBS.
	in.	mm			
Extra Small	18-24"	450-600	CBV-XS	73131	53.0
Small	30-36"	750-900	CBV-S	73132	65.0
Medium	42-48"	1050-1200	CBV-M	73133	74.0
Large	54-60"	1350-1500	CBV-L	73134	84.0
72"	72"	1800	CBV-72	74389	150.0
84"	84"	2100	CBV-84	74390	175.0
96"	96"	2400	CBV-96	74391	200.0

*Use next larger size for belt widths between ranges.

Lead time: 1 working day



REPLACEMENT BLADE KITS*

DESCRIPTION	BELT WIDTH		ORDERING NUMBER	ITEM CODE	WT. LBS.
	in.	mm			
Extra Small	18-24"	450-600	VBK-XS	73190	4.5
Small	30-36"	750-900	VBK-S	73191	6.0
Medium	42-48"	1050-1200	VBK-M	73192	7.5
Large	54-60"	1350-1500	VBK-L	73193	9.0
72"	72"	1800	VBK-72	74457	13.0
84"	84"	2100	VBK-84	74458	15.0
96"	96"	2400	VBK-96	74459	17.0

*Kit includes blades and replacement blade bolts.

Lead time: 1 working day



OPTIONAL URETHANE BLADE KITS*

Typically provides 3 to 5 times longer wear life.

DESCRIPTION	BELT WIDTH		ORDERING NUMBER	ITEM CODE	WT. LBS.
	in.	mm			
Extra Small	18-24"	450-600	VUBK-XS	75570	5.4
Small	30-36"	750-900	VUBK-S	75571	8.0
Medium	42-48"	1050-1200	VUBK-M	75572	10.5
Large	54-60"	1350-1500	VUBK-L	75573	13.0
72"	72"	1800	VUBK-72	75574	15.9
84"	84"	2100	VUBK-84	75575	18.5
96"	96"	2400	VUBK-96	75576	21.0

*Kit includes blades and replacement blade bolts.

Lead time: 1 working day

☐ **Made To Order Items** (shaded) allow 10 working days for production.

Product Notes:

- Exclusive blade design - 20° slant on leading edge spirals debris off the belt.
- Self-adjusting blade - the blade floats on the belt and self-adjusts as it wears.
- Unique blade adjuster - turnbuckle-type adjuster allows the blade to be accurately positioned to the belt.
- Easy to install - comes fully assembled and can be placed right into position on the conveyor.

Belt Conveyor Products

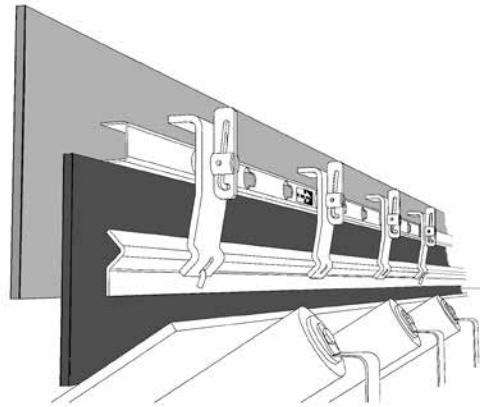
Flex-Lok™ Skirt Clamps

FLEX-LOK™ SKIRT CLAMP

One Skirt Clamp includes one 6' (1.8 M) clamp runner, 4 clamp plates, 4 clamp pins and one 6' (1.8 M) restraining bar. Skirt board and rubber not included.

DESCRIPTION	ORDERING NUMBER	ITEM CODE	WT. LBS.
Skirt Clamp	FLSC-I	71052	31.1
REPLACEMENT PARTS			
Clamp Runner - 6 ft. (1.8 M)	FL-RPI	71058	7.3
Clamp Plate	FL-PC-I	71057	2.1
Clamp Pin	FL-CP-I	71141	1.9
Restraining Bar - 6 ft. (1.8 M)	FL-RBI	71060	11.3

NOTE: Skirt Rubber Thickness Range: 5/16" to 1" (8 - 25 mm)
Lead time: 1 working day



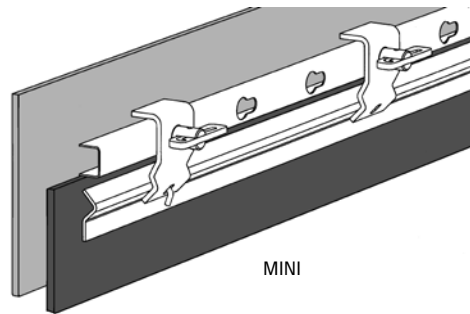
STANDARD

MINI FLEX-LOK™ SKIRT CLAMP

One Mini Skirt Clamp includes one 6' (1.8 M) clamp runner, 3 mini clamp plates, 3 clamp pins and one 6' (1.8 M) restraining bar. Skirt board and rubber not included.

DESCRIPTION	ORDERING NUMBER	ITEM CODE	WT. LBS.
Mini Skirt Clamp	FLSCM-I	71055	27.6
REPLACEMENT PARTS			
Clamp Runner - 6 ft. (1.8 M)	FL-RPI	71058	7.3
Clamp Plate	FLM-PC	71140	2.1
Clamp Pin	FL-CP-I	71141	1.9
Restraining Bar - 6 ft. (1.8 M)	FL-RBI	71060	11.3

NOTE: Skirt Rubber Thickness Range: 5/16" to 5/8" (8 - 16 mm)
Lead time: 1 working day



MINI

STAINLESS STEEL* FLEX-LOK™ SKIRT CLAMP

One SS Clamp includes one 6' (1.8 M) clamp runner, 4 clamp plates, 4 clamp pins and one 6' (1.8 M) restraining bar.

DESCRIPTION	ORDERING NUMBER	ITEM CODE	WT. LBS.
SS Skirt Clamp	FLSC-ISS	75778	25.0
REPLACEMENT PARTS			
SS Clamp Plate	FL-PC-ISS	71168	1.9
Clamp Pin	FLCP-ISS	71164	1.9

*316SS (all parts)
Lead time: 1 working day

SERVICE MAINTENANCE


- Inspection - Periodically inspect the clearance between the skirt rubber and the belt. If this gap is more than 1/4" (6 mm) or if excessive fines are escaping, readjust the skirt rubber.
- Adjustment - Unlock the wedges on the clamp pins and slide the skirt rubber down to the belt. Relock the clamp pins.

TROUBLESHOOTING

Problem: Skirt rubber slips out of skirt clamp.

Solution:

1. Check to insure wedges in clamp pins are locked.
2. Check skirt rubber position. Skirt rubber must not fold and lie on top of belt.



MINI STANDARD

Two models are available to fit your conveyor requirements



Anti-Vibration Clamp Pins
(Standard)

☐ Made To Order Items (shaded) allow 10 working days for production.

Book Index By Ordering Number

Order Number	Page	Order Number	Page	Order Number	Page	Order Number	Page
00 Transmission	36	1-1/2-48	89	100	73	15-12	33
00-12	33	1-1/2-48-45	89	100T-1200	47	15-14	33
00-14	33	1-1/2-54	89	100T-300	47	15-16	33
00-16	33	1-1/2-60	89	100T-600	47	15-18	33
00-18	33	1-1/2-60-45	89	100T-900	47	15-20	33
00-20	33	1-1/2-72	89	110	66	15-22	33
00-22	33	1-1/2C	88	110	73	15-24	33
00-24	33	1-1/2CMA	88	110	90	15-26	33
00-30	33	1-1/2CMAP	88	110-112	90	15-28	33
00-36	33	1-1/2CS	88	112	90	15-30	33
00-42	33	1-1/2E	88	113	90	15-32	33
00-48	33	1-1/2EE	88	125-RET-50	40	15-36	33
00-60	33	1-1/2EMA	88	125MA	41	15-42	33
00H12	35	1-1/2EMAP	88	12LACER	26	15-48	33
00H18	35	1-1/2EP	88	12LACER-CHAIN	26	15-60	33
00H24	35	1-1/2ES	88	140-12	89	15&20CLIP	35
00H30	35	1-1/2EST	88	140-14	89	150T-1200	47
00H36	35	1-12	89	140-16	89	150T-300	47
00H48	35	1-12-45	89	140-18	89	150T-600	47
00H6	35	1-14	89	140-20	89	150T-900	47
00H60	35	1-16	89	140-24	89	15E	36
00S	36	1-18	89	140-24-45	89	15H12	35
00S-12	34	1-18-45	89	140-30	89	15H18	35
00S-14	34	1-20	89	140-30-45	89	15H24	35
00S-16	34	1-24	89	140-36	89	15H30	35
00S-18	34	1-24-45	89	140-36-45	89	15H36	35
00S-20	34	1-30	89	140-42	89	15H48	35
00S-24	34	1-30-45	89	140-42-45	89	15H60	35
00S-30	34	1-36	89	140-48	89	15RH12	36
00S-36	34	1-36-45	89	140-48-45	89	15S	36
00S-42	34	1-42	89	140-60	89	15S-12	34
00S-48	34	1-48	89	140-60-45	89	15S-14	34
00S-60	34	1-48-45	89	140C	88	15S-16	34
00SH24	35	1&7CLIP	35	140CE	88	15S-18	34
00SH36	35	1&7H12	35	140CMA	88	15S-20	34
00SH48	35	1&7H18	35	140CMAP	88	15S-24	34
00SH60	35	1&7H24	35	140CS	88	15S-28	34
1-1/2-12	89	1&7H30	35	140E	88	15S-30	34
1-1/2-18	89	1&7H36	35	140EE	88	15S-36	34
1-1/2-18-45	89	1&7H48	35	140EMA	88	15S-42	34
1-1/2-20	89	1&7H6	35	140EMAP	88	15S-48	34
1-1/2-24	89	1&7H60	35	140EP	88	15S-60	34
1-1/2-24-45	89	1&7SH12	35	140ES	88	15SH18	35
1-1/2-30	89	1&7SH18	35	140EST	88	15SH24	35
1-1/2-30-45	89	1&7SH24	35	140VP	88	15SH30	35
1-1/2-36	89	1&7SH30	35	140VPB	88	15SH36	35
1-1/2-36-45	89	1&7SH36	35	140VPBMA	88	15SH48	35
1-1/2-42	89	1&7SH48	35	140VPMA	88	15SH60	35
1-1/2-42-45	89	1&7SH60	35	15 Transmission	36	16	91

Book Index By Ordering Number

Order Number	Page	Order Number	Page	Order Number	Page	Order Number	Page
187-RET-50	40	1A-48	33	1S6	11	2-1/4C	91
187MA	41	1A-60	33	1S6NYS	11	2-1/4CMA	88
190-12	89	1AS	36	1SPG12	10	2-1/4E	88
190-14	89	1C	88	1SPG12NY	10	2-1/4E	91
190-16	89	1CMA	88	1SPG6	10	2-1/4EE	88
190-18	89	1E	88	1SPG6NY	10	2-1/4EE	91
190-18-45	89	1G12	10	1SPHT12	10	2-1/4EMA	88
190-20	89	1G12NY	10	1SPHT6	10	2-1/4EMAP	88
190-24	89	1G6	10	1SPS12	11	2-1/4ERCT	88
190-24-45	89	1G6NY	10	1SPS12NYS	11	2-1/4ES	88
190-26	89	1HT12	10	1SPS6	11	2-1/4ES	91
190-28	89	1HT6	10	1SPS6NYS	11	2-1/4EST	88
190-30	89	1LLG12	10	1SPSS12	11	2-12	89
190-30-45	89	1LLG12NY	10	1SPSS6	11	2-18	89
190-36	89	1LLG6	10	1SS12	11	2-24	89
190-36-45	89	1LLG6NY	10	1SS6	11	2-24-45	89
190-42	89	1LLHT12	10	1VL-7	25	2-30	89
190-42-45	89	1LLHT6	10	1XSPG12	10	2-30-45	89
190-48	89	1LLS12	11	1XSPG12NY	10	2-36	89
190-48-45	89	1LLS6	11	1XSPG6	10	2-36-45	89
190-60	89	1LLS6NYS	11	1XSPG6NY	10	2-42	89
190-60-45	89	1LLSPG12	10	1XSPHT12	10	2-42-45	89
190C	88	1LLSPG6	10	1XSPHT6	10	2-48	89
190CE	88	1LLSPHT12	10	1XSPS12	11	2-54	89
190CMA	88	1LLSPS12	11	1XSPS12NYS	11	2-60	89
190CMAP	88	1LLSPSS12	11	1XSPS6	11	2-60-45	89
190CS	88	1LLSS12	11	1XSPS6NYS	11	2-72	89
190E	88	1LLSS6	11	1XSPSS12	11	20 Transmission	36
190EE	88	1LLXSPG12	10	1XSPSS6	11	20-12	33
190EMA	88	1LLXSPG6	10	2-1/2	88	20-14	33
190EMAP	88	1LLXSPHT12	10	2-1/2-20	89	20-16	33
190ES	88	1LLXSPS12	11	2-1/2-24	89	20-18	33
190EST	88	1LLXSPSS12	11	2-1/2-30	89	20-20	33
190VP	88	1LW95	25	2-1/2-36	89	20-22	33
190VPB	88	1S-12	34	2-1/2-42	89	20-24	33
190VPBMA	88	1S-14	34	2-1/2-48	89	20-28	33
190VPMA	88	1S-16	34	2-1/2-54	89	20-30	33
1A Transmission	36	1S-18	34	2-1/2-60	89	20-32	33
1A-12	33	1S-20	34	2-1/2-72	89	20-36	33
1A-14	33	1S-24	34	2-1/2L	88	20-42	33
1A-16	33	1S-28	34	2-1/4-24	89	20-48	33
1A-18	33	1S-30	34	2-1/4-30	89	20-54	33
1A-20	33	1S-36	34	2-1/4-36	89	20-60	33
1A-22	33	1S-42	34	2-1/4-42	89	20377	91
1A-24	33	1S-48	34	2-1/4-48	89	20378	91
1A-30	33	1S-54	34	2-1/4-54	89	20379	91
1A-32	33	1S-60	34	2-1/4-60	89	20380	72
1A-36	33	1S12	11	2-1/4-72	89	20381	72
1A-42	33	1S12NYS	11	2-1/4C	88	20381	91

Book Index By Ordering Number

Order Number	Page	Order Number	Page	Order Number	Page	Order Number	Page
20382	91	25-14	33	25G2-1/2NP	14	25S-42	34
20387	72	25-16	33	25G2-1/2NY	14	25S-48	34
20387	91	25-18	33	25G2-1/4NY	14	25S-60	34
20388	91	25-20	33	25G2-3/4NY	14	25SP-G-035W-P	30
20397	72	25-22	33	25G2NP	14	25SP-G-040W-P	30
20397	91	25-24	33	25G2NY	14	25SP-G-048W-P	30
20397	91	25-26	33	25G3-1/2NP	14	25SP-G-050W-P	30
20398	72	25-28	33	25G3-1/2NY	14	25SP-G-057W-P	30
20398	91	25-30	33	25G3-1/4NY	14	25SP-G-063W-P	30
20398	91	25-32	33	25G3/4NP	14	25SP-G-075W-P	30
20399	72	25-36	33	25G3/4NY	14	25SP-G-090W-P	30
20399	91	25-42	33	25G3NP	14	25SP-G-100W-P	30
20400	72	25-48	33	25G3NY	14	25SP-G-115W-P	30
20400	91	25-54	33	25G4-1/2NP	14	25SP-SS-035W-P	30
20406	91	25-60	33	25G4-1/2NY	14	25SP-SS-040W-P	30
20407	91	25&27CLIP	35	25G4NP	14	25SP-SS-048W-P	30
20409	91	25&27H12	35	25G4NY	14	25SP-SS-050W-P	30
20410	91	25&27H18	35	25G5/8NP	14	25SP-SS-057W-P	30
20411	91	25&27H24	35	25G5/8NY	14	25SP-SS-063W-P	30
20412	91	25&27H30	35	25G6	13	25SP-SS-075W-P	30
20414	91	25&27H36	35	25G6NY	13	25SP-SS-090W-P	30
20E	36	25&27H48	35	25G7/16NP	14	25SP-SS-100W-P	30
20H12	35	25&27H60	35	25G7/16NY	14	25SP-SS-115W-P	30
20H18	35	25&27SH12	35	25G7/8NP	14	25SRH12	36
20H24	35	25&27SH18	35	25G7/8NY	14	25SS1-1/2NP	14
20H30	35	25&27SH24	35	25LEVER	25	25SS1-1/2NYS	14
20H36	35	25&27SH30	35	25LLG12	13	25SS1-1/4NP	14
20H48	35	25&27SH36	35	25LLG12NY	13	25SS1-1/4NYS	14
20H60	35	25&27SH48	35	25LLG6	13	25SS1-7/8NYS	14
20RH12	36	25&27SH60	35	25LLG6NY	13	25SS12	13
20S	36	25D Transmission	36	25LLSS12	13	25SS12NYS	13
20S-12	34	25DS	36	25LLSS6	13	25SS1NYS	14
20S-14	34	25E	36	25LLSS6NYS	13	25SS2-1/2NP	14
20S-16	34	25G	36	25LPG12	13	25SS2-1/2NYS	14
20S-18	34	25G1-1/2NP	14	25LPG12NY	13	25SS2-1/4NYS	14
20S-20	34	25G1-1/2NY	14	25LPG6	13	25SS2-3/4NYS	14
20S-24	34	25G1-1/4NP	14	25LPG6NY	13	25SS2NP	14
20S-30	34	25G1-1/4NY	14	25LPSS12	13	25SS2NYS	14
20S-36	34	25G1-3/4NY	14	25LPSS12NYS	13	25SS3-1/2NYS	14
20S-42	34	25G1-7/8NP	14	25LPSS6	13	25SS3/4NYS	14
20S-48	34	25G1-7/8NY	14	25LPSS6NYS	13	25SS3NP	14
20S-60	34	25G1/2NP	14	25S-12	34	25SS3NYS	14
20SH24	35	25G1/2NY	14	25S-14	34	25SS4NYS	14
20SH30	35	25G11/32NP	14	25S-16	34	25SS5/8NYS	14
20SH36	35	25G11/32NY	14	25S-18	34	25SS6	13
20SH48	35	25G12	13	25S-20	34	25SS6NYS	13
20SRH12	36	25G12NY	13	25S-24	34	25VL-7	25
22	98	25G1NP	14	25S-30	34	25XLW	25
25-12	33	25G1NY	14	25S-36	34	27-12	33

Book Index By Ordering Number

Order Number	Page	Order Number	Page	Order Number	Page	Order Number	Page
27-14	33	2SPB	8	30SS	12	35S-30	34
27-16	33	2SPG	7	310-RET-50	73	35S-36	34
27-18	33	2SPGNY	7	310-RET-50	80	35S-42	34
27-20	33	2SPHT	7	324E	99	35S-48	34
27-22	33	2SPM	8	330	99	35S-60	34
27-24	33	2SPS	8	330E	99	35SH12	35
27-26	33	2SPSNYS	8	336	99	35SH24	35
27-28	33	2SPSS	8	336E	99	35SH30	35
27-30	33	2SS	8	342	99	35SH36	35
27-32	33	2VP	88	348	99	35SH48	35
27-36	33	2VPB	88	348E	99	360	99
27-42	33	2W	91	35-12	33	360E	99
27-48	33	2WL	91	35-14	33	36H	12
27-54	33	2WS	91	35-16	33	36LEVER	25
27-60	33	2WT	91	35-18	33	36LLH	12
27E	36	3	88	35-20	33	36LLLPSS	12
27K Transmission	36	3-1G	7	35-24	33	36LLSPH	12
27KS	36	3-1GNY	7	35-26	33	36LLSPSS	12
27RH12	36	3-1HT	7	35-28	33	36LLSS	12
27S-12	34	3-1S	8	35-30	33	36SPH	12
27S-14	34	3-1SS	8	35-36	33	36SPSS	12
27S-16	34	3-36	89	35-42	33	36SS	12
27S-18	34	3-4-1/2G	7	35-48	33	36VL-7	25
27S-20	34	3-4-1/2G(26)W-8	9	35-54	33	375X-12	72
27S-24	34	3-4-1/2G(42)W-4	9	35-60	33	375X-14	72
27S-30	34	3-4-1/2G(67)-10POP	9	35CLIP	35	375X-16	72
27S-36	34	3-4-1/2GNY	7	35E	36	375X-18	72
27S-42	34	3-42	89	35H12	35	375X-2	70
27S-48	34	3-48	89	35H18	35	375X-20	72
27S-60	34	3-60	89	35H24	35	375X-24	72
2B	8	3-72	89	35H30	35	375X-26	72
2BH	90	300	99	35H36	35	375X-2STS	70
2C	88	30023	72	35H48	35	375X-3	70
2CMA	88	30023	99	35H60	35	375X-30	72
2CMAP	88	30023L	72	35N Transmission	36	375X-36	72
2CS	88	30023L	99	35NS	36	375X-3STS	70
2E	88	30027	99	35RD-BR10GB-4	86	375X-42	72
2EE	88	300312	99	35RD-BR10GB-4	95	375X-48	72
2EMA	88	300318	99	35RD-BR6GB-4	86	375X-54	72
2EMAP	88	300324	99	35RD-BR6GB-4	95	375X-60	72
2EP	88	300330	99	35RD-GB5-4	86	375X-72	72
2ES	88	300336	99	35RD-GB8-4	86	375XEJ18NB	69
2EST	88	300342	99	35RH12	36	375XEJ24NB	69
2G	7	300348	99	35S-12	34	375XEJ30NB	69
2GNY	7	300360	99	35S-14	34	375XEJ36NB	69
2HT	7	30453	90	35S-16	34	375XEJ42NB	69
2M	8	30LPSS	12	35S-18	34	375XJ12NC	69
2S	8	30LSS	12	35S-20	34	375XJ14NC	69
2SNYS	8	30PSS	12	35S-24	34	375XJ16NC	69

Book Index By Ordering Number

Order Number	Page	Order Number	Page	Order Number	Page	Order Number	Page
375XJ18NC	69	4-1/2-4RHTX(42)W-4	9	45S-24	34	55&65H60	35
375XJ18NCS	69	4-1/2G	7	45S-30	34	55&65RH12	36
375XJ20NC	69	4-1/2GW	7	45S-36	34	55&65SH24	35
375XJ24NC	69	4-1/2HT	7	45S-42	34	550-1	70
375XJ24NCS	69	4-1/2M	8	45S-48	34	550-1STS	70
375XJ24SC	69	4-1/2RHTX	7	45SH36	35	550-3	70
375XJ26NC	69	4-1/2RHTX(26)W-8	9	45SH48	35	550-3STS	70
375XJ30NC	69	4-1/2RHTX(41)W-4	9	45U Transmission	36	550J18NC	70
375XJ30NCS	69	4-1/2RHTX(45)W-4	9	45US Transmission	36	550J20NC	70
375XJ36NC	69	4-1/2S	8	460	72	550J24NAC	70
375XJ36NCS	69	4-1/2SS	8	4APSS	12	550J24NC	70
375XJ36SC	69	4-1/2SW	8	4B	8	550J24NCS	70
375XJ42NC	69	4-2G	7	4FH	83	550J24SC	70
375XJ42NCS	69	4-2GNY	7	4FH	95	550J24SSC	70
375XJ48NC	69	4-2HT	7	4FH	98	550J26NC	70
375XJ48NCS	69	4-2S	8	4G	7	550J30NAC	70
375XJ48SC	69	4-2SNYS	8	4GNY	7	550J30NC	70
375XJ60NC	69	400	72	4HT	7	550J30NCS	70
375XJ72NC	69	400430	72	4M	8	550J30SC	70
375XS-2	70	400436	72	4S	8	550J30SSC	70
375XS-2STS	70	400442	72	4SNYS	8	550J36NAC	70
375XS-3	70	400448	72	4SS	8	550J36NC	70
375XS-3STS	70	400460	72	5-3G	7	550J36NCS	70
375XSJ18NCS	69	430	72	5-3HT	7	550J36SC	70
375XSJ24NCS	69	436	72	5-3S	8	550J36SSC	70
375XSJ24SSC	69	442	72	512	72	550J42NAC	70
375XSJ30NCS	69	448	72	516	72	550J42NC	70
375XSJ30SSC	69	45-12	33	518	72	550J42NCS	70
375XSJ36NCS	69	45-14	33	520	72	550J42SC	70
375XSJ36SSC	69	45-16	33	524	72	550J42SSC	70
375XSJ42NCS	69	45-18	33	526	72	550J48NAC	70
375XSJ42SSC	69	45-20	33	530	72	550J48NC	70
375XSJ48NCS	69	45-24	33	536	72	550J48NCS	70
375XSJ48SSC	69	45-30	33	542	72	550J48SC	70
375XSJ60SSC	69	45-36	33	548	72	550J48SSC	70
375XSJ72SSC	69	45-42	33	55-12	33	550J54NAC	70
3B	8	45-48	33	55-14	33	550J54NC	70
3G	7	45-60	33	55-16	33	550J60NC	70
3GNY	7	45CLIP	35	55-18	33	550J72NC	70
3HT	7	45H12	35	55-20	33	550MA-1	70
3HT-WIDE	7	45H24	35	55-24	33	550MAJ18SSC	70
3L	88	45H36	35	55-30	33	550MAJ24SSC	70
3M	8	45H48	35	55-36	33	550MAJ30SSC	70
3S	8	45H60	35	55-42	33	550MAJ36SSC	70
3SNYS	8	45RH12	36	55-48	33	550MAJ42SSC	70
3SS	8	45S-12	34	55-60	33	550MAJ48SSC	70
4-1/2-3HT	7	45S-14	34	55&65H24	35	550S-1	70
4-1/2-3RHTX	7	45S-18	34	55&65H36	35	550S-1STS	70
4-1/2-3RHTX(45)W-4	9	45S-20	34	55&65H48	35	550SJ18NCS	70

Book Index By Ordering Number

Order Number	Page	Order Number	Page	Order Number	Page	Order Number	Page
550SJ18SSC	70	6GW	7	840872	99	AC-36	80
550SJ24NCS	70	6HT	7	840884	99	AC-36-1	71
550SJ24SSC	70	6S	8	840SD	50	AC-36-1	80
550SJ30NCS	70	6SS	8	840SD	99	AC-42	71
550SJ30SSC	70	6SW	8	845-CBK	50	AC-42	80
550SJ36NCS	70	7 Transmission	36	845836LD	50	AC-42-1	71
550SJ36SSC	70	7-12	33	845848LD	50	AC-42-1	80
550SJ42NCS	70	7-14	33	845860LD	50	AC-48	71
550SJ42SSC	70	7-16	33	845872LD	50	AC-48	80
550SJ48NCS	70	7-18	33	8D	90	AC-48-1	71
550SJ48SSC	70	7-20	33	8D	99	AC-48-1	80
550SJ60NCS	70	7-22	33	900924	50	AC-54-1	71
550SJ60SSC	70	7-24	33	900924	99	AC-54-1	80
550SJ72NCS	70	7-26	33	900936	50	AC-60-1	71
550SJ72SSC	70	7-28	33	900936	99	AC-60-1	80
554	72	7-30	33	900948	50	AC-72-1	71
5552	66	7-32	33	900948	99	AC-72-1	80
5552	73	7-36	33	900960	50	AC6-24	81
5552	90	7-42	33	900960	99	AC6-24-1	81
55S-18	34	7-48	33	900972	50	AC6-30	81
55S-24	34	7-60	33	900972	99	AC6-30-1	81
55S-30	34	7G	7	900984	50	AC6-36	81
55S-36	34	7GW	7	900984	99	AC6-36-1	81
55S-48	34	7S	8	900CBK	50	AC6-38	81
55W	36	7S-12	34	900CBK	99	AC6-38-1	81
55WS	36	7S-14	34	A10	66	AC6-40	81
560	72	7S-16	34	A100P	47	AC6-40-1	81
572	72	7S-18	34	A10S	66	AC6-42	81
5APSS	12	7S-20	34	A150P	47	AC6-42-1	81
5G	7	7S-24	34	A312	49	AC6-44	81
5GW	7	7S-28	34	A31255	49	AC6-44-1	81
5HT	7	7S-30	34	A31274	49	AC6-48	81
5S	8	7S-36	34	AC-18	71	AC6-48-1	81
5SS	8	7S-42	34	AC-18	80	AC6-54	81
5SW	8	7S-48	34	AC-18-1	71	AC6-54-1	81
62-RET-50	40	7S-60	34	AC-18-1	80	AC6-60	81
65-12	33	7S-TRANS	36	AC-24	71	AC6-60-1	81
65-18	33	7SS	8	AC-24	80	AC6-72	81
65-24	33	7SW	8	AC-24-1	71	AC6-72-1	81
65-30	33	820/840-1CB	99	AC-24-1	80	AC6-84	81
65-36	33	820/840WA	50	AC-26	71	ACS-30	71
65-48	33	820/840WA	99	AC-26	80	ACS-30	80
65-60	33	840-36CL	50	AC-26-1	71	ACS-30-1	71
65X	36	840-48CL	50	AC-26-1	80	ACS-30-1	80
6APPSS	12	840-60CL	50	AC-30	71	ACS-36	71
6APSS	12	840-72CL	50	AC-30	80	ACS-36	80
6FH	83	840836	99	AC-30-1	71	ACS-36-1	71
6FH	98	840848	99	AC-30-1	80	ACS-36-1	80
6G	7	840860	99	AC-36	71	ACS-42	71

Book Index By Ordering Number

Order Number	Page	Order Number	Page	Order Number	Page	Order Number	Page
ACS-42	80	AERO-CABLE-230V1PH-L6-30	54	AH530	73	AR1P	43
ACS-42-1	71	AERO-CABLE-230V3PH-L15-20	54	AH536	73	AR1P	44
ACS-42-1	80	AERO-CABLE-230V3PH-L15-30	54	AH542	73	AR3-15	44
ACS-48	71	AERO-CABLE-460V3PH-L16-20	54	AH548	73	AREO-CA-3X230	54
ACS-48	80	AERO-CABLE-460V3PH-L16-30	54	AMIGO-1000 -SPLICEPRESS	55	ARJ10/250	43
ACS-48-1	71	AERO-G3-CBL-110V1PH	53	AMIGO-1000-BLADES-5	55	ARJ14/350	43
ACS-48-1	80	AERO-G3-CBL-110V1PH-N5-15	53	AMIGO-1000-CABLE-1X115-IEC520	55	ARJ4/100	43
ACS-54	71	AERO-G3-CBL-110V1PH-N5-20	53	AMIGO-1000-CABLE-1X230-AS3112	55	ARJ6.8/173	43
ACS-54	80	AERO-G3-CBL-230V1PH	53	AMIGO-1000-CABLE-1X230-BS1363	55	ARJ6/150	43
ACS-54-1	71	AERO-G3-CBL-230V1PH-NL6-30	53	AMIGO-1000-CABLE-1X230-CEE77	55	ARJ6/150SSI	43
ACS-54-1	80	AERO-G3-CBL-230V3PH	53	AMIGO-1000-CABLE-1X230-CH2-16P	55	ARJ7/175	43
ACS-60	71	AERO-G3-CBL-230V3PH-L15-30	53	AMIGO-1000-CABLE-1X230-IECBR3	55	ARLPJ10/250-8STS FASTENERS	43
ACS-60	80	AERO-G3-CBL-230V3PH-NL15-20	53	AMIGO-1000-CABLE-1X230-IECL620	55	ARLPJ14/350-8STS FASTENERS	43
ACS-60-1	71	AERO-G3-CBL-400V460V3PH	53	AMIGO-1000-TMPLT-08591	55	ARLPJ4/100-8STS FASTENERS	43
ACS-60-1	80	AERO-G3-CBL-460V3PH-L16-30	53	AMIGO-1000-TMPLT-08592	55	ARLPJ6.8/173-8STS FASTENERS	43
ACS-72	80	AERO-G3-UMBILICAL-EXT-CABLE	53	AMIGO-1000-TMPLT-08593	55	ARLPJ6/150-8STS FASTENERS	43
ACS-72-1	80	AERO-S10.5-10M	54	AMIGO-1000-TMPLT-08594	55	ARLPJ7/175-8STS FASTENERS	43
ACS6-36/900	82	AERO-S10.5-1200	54	AMIGO-1000-TMPLT-08595	55	ARSH10/250	44
ACS6-36/900-1	82	AERO-S10.5-1500	54	AMIGO-1000-TMPLT-08596	55	ARSH14/350	44
ACS6-40	82	AERO-S10.5-40M	54	AMIGO-1000-TMPLT-08597	55	ARSH4/100	44
ACS6-40-1	82	AERO-S10.5-600	54	AMIGO-1000-TMPLT-08603	55	ARSH6/150	44
ACS6-42	82	AERO-S10.5-900	54	AMIGO-1000-TMPLT-08710	55	ARSH6.8/173	44
ACS6-42-1	82	AERO-S13-1200	54	AMIGO-1000-TMPLT-08739	55	ARSH7/175	44
ACS6-46	82	AERO-S13-1500	54	AMIGO-1000-TMPLT-08741	55	ARSS1-10/250	44
ACS6-46-1	82	AERO-S13-600	54	AMIGO-1000-TMPLT-08776	55	ARSS1-14/350	44
ACS6-48	82	AERO-S13-900	54	AMIGO-1000-TMPLT-08788	55	ARSS1-4/100	44
ACS6-48-1	82	AERO-S30.5-1225	53	AMIGO-FRICTIONTAPE-33X35	55	ARSS1-6/150	44
ACS6-52	82	AERO-S30.5-1525	53	APC-1	18	ARSS1-6.8/173	44
ACS6-52-1	82	AERO-S30.5-1835	53	APC-1	40	ARSS1-7/175	44
ACS6-54	82	AERO-S30.5-2135	53	APC-1	51	ART-14	43
ACS6-54-1	82	AERO-S30.5-625	53	APF100B-100	46	ART-7	43
ACS6-60	82	AERO-S30.5-925	53	APF100B-50	46	ART14-5	44
ACS6-60-1	82	AERO-SI-3-300	54	APF100B-500	46	ART7-5	44
ACS6-72	82	AERO-SI0.5-230MM-10M-SILICONE	53	APF100BLUE-100	46	ART7-7	44
ACS6-72-1	82	AERO-SI0.5-300	54	APF100BLUE-50	46	ARTK-14	43
ACS6-84	82	AERO-SI3-1225	53	APF100BLUE-500	46	ARTK-7	43
ACS6-84-1	82	AERO-SI3-1525	53	APF100W-100	46	ASL160/25	47
Adapter Spring Clip	28	AERO-SI3-1835	53	APF100W-50	46	ASL160/3	47
AERO-1225	53	AERO-SI3-2135	53	APF100W-500	46	ASL190/10	47
AERO-1525	53	AERO-SI3-625	53	APF150B-100	46	ASL190/3	47
AERO-1835	53	AERO-SI3-925	53	APF150B-50	46	ASL50/3	47
AERO-2135	53	AERO-SPLICE-TAPE-66X200	53	APF150B-500	46	ASL50/30	47
AERO-300	54	AERO-SPLICE-TAPE-66X200	54	APF150BLUE-100	46	ASL50/30	47
AERO-625	53	AERO-STD-CW-G3-625-1225	53	APF150BLUE-50	46	ASL60/10	47
AERO-925	53	AERO-STD-CW-G3-625-1225-KIT	53	APF150BLUE-500	46	ASL60/3	47
AERO-CA-1X230	54	AH37530	73	APF150W-100	46	ASL60/30	47
AERO-CA-3X400+N	54	AH37536	73	APF150W-50	46	ASL60D/10	47
AERO-CA-3X460	54	AH37542	73	APF150W-500	46	ASL60D/3	47
AERO-CABLE-230V1PH-6-30	54	AH37548	73	AR1H	44	ASL60D/30	47

Book Index By Ordering Number

Order Number	Page	Order Number	Page	Order Number	Page	Order Number	Page
ASL60H/3	47	BBL-10	25	Brass Bushing	28	BRR-DP	95
ASL80H/3	47	BBL-7	25	BRP100-42	96	BT-1	90
ASL90/10	47	BENCH-MOUNT-KIT-BALER-SKIVER	44	BRP100-48	96	BT-1	98
ASL90/3	47	BINDER-GAL	51	BRP100-60	96	BV100	49
ASL90/30	47	BINDER-PT	51	BRP100-72	96	BV20	49
ASL90D/10	47	BINDER-QT	51	BRP10AL-30AB	97	BV250	49
ASL90D/3	47	BLADE-10	50	BRP10AL-36AB	97	BVGBNE-500	67
ASL90D/30	47	BLADE-14	50	BRP10AL-42AB	97	BVGBNEB	67
ASLB50/10	47	BLADE-25-6	50	BRP10AL-48AB	97	BVGBNEB-500	67
ASLB50/3	47	BLADE-6	50	BRP10AL-60AB	97	BVGWNE-500	67
ASLB60/3	47	BLADE-KIT-5-BALER-SKIVER	44	BRP10AL-72AB	97	BVGWNEB-500	67
ASLB60/30	47	BLOCK-10	50	BRP10AL-84AB	97	C10	66
ASLB90/3	47	BLOCK-14	50	BRP10AL-96AB	97	C10S	66
ASLB90/30	47	BLOCK-6	50	BRP2	96	C150	41
ASLB90D/10	47	BN-1	40	BRP21	96	C1C	90
ASLB90D/3	47	BN-1	51	BRP22-30	96	C2C	90
ASLB90D/30	47	BN-1	98	BRP22-36	96	C3C	90
ASLBLUE50/3	47	BR-10-SE	93	BRP22-42	96	C531	49
ASLBLUE60/3	47	BR-10E-SE	93	BRP22-48	96	C53150	49
ASLBLUE90/3	47	BR-10MA-SE	93	BRP22-60	96	C53155	49
ASLHP60C	47	BR-10S	93	BRP26	96	C53174	49
ASLHP80	47	BR-14	93	BRP3	95	C62520	49
ASLHP90C	47	BR-14MA	93	BRP3	96	C62523	49
AV100	49	BR-530	96	BRP31	96	C62540	49
AV20	49	BR-536	96	BRP59-30	96	C62560	49
AV250	49	BR-542	96	BRP59-36	96	CABLE STRIPPER	18
AVGBNE	67	BR-548	96	BRP59-42	96	CARDING	51
AVGBNE-500	67	BR-560	96	BRP59-48	96	CBR6A	94
AVGBNEB	67	BR101	93	BRP59-60	96	CBR6A-E	94
AVGBNEB-500	67	BR103	93	BRP6-10AL30CB	97	CBR6A-E-W	94
AVGWNE-500	67	BR141	93	BRP6-10AL36CB	97	CBR6A-S	94
AVGWNEB	67	BR151	95	BRP6-10AL42CB	97	CBR6A-S-W	94
AVGWNEB-500	67	BR300	95	BRP6-10AL48CB	97	CBR6A-W	94
B10	66	BR359	95	BRP6-10AL60CB	97	CBR6AA-E	94
B10S	66	BR500D	95	BRP6-10AL72CB	97	CBR6AA-E-W	94
B1B	73	BR6	93	BRP6-10AL84CB	97	CBR6B	94
B1B	90	BR6-SE-24	93	BRP6-10AL96CB	97	CBR6B-E	94
B2B	90	BR6-SE-30	93	BRP6AL-30AB	97	CBR6B-E-W	94
B3B	90	BR6-SE-36	93	BRP6AL-36AB	97	CBR6B-S	94
B437	49	BR6-SE-42	93	BRP6AL-42AB	97	CBR6B-S-W	94
B43740	49	BR6E-SE-24	93	BRP6AL-48AB	97	CBR6B-W	94
B43750	49	BR6E-SE-30	93	BRP6AL-60AB	97	CBR6C	94
B43755	49	BR6E-SE-36	93	BRP6AL-72AB	97	CBR6C-S	94
B43760	49	BR6E-SE-42	93	BRP6AL-84AB	97	CBR6C-S-W	94
B43774	49	BR6MA-SE	93	BRP6AL-96AB	97	CBR6C-W	94
B43774M	49	BR6S-SE-24	93	BRPS	85	CBR6C/D	94
BB	49	BR6S-SE-30	93	BRPS	96	CBR6C/D-S	94
BB4	49	BR6S-SE-36	93	BRR-1014	95	CBR6C/D-S-W	94
BB455	49	BR6S-SE-42	93	BRR-11	95	CBR6C/D-W	94

Book Index By Ordering Number

Order Number	Page	Order Number	Page	Order Number	Page	Order Number	Page
CBR6D	94	CSRL8E-S-W	79	CSRLC	79	CUTTER-25-6	50
CBR6D-S	94	CSRL8E-W	79	CSRLC	94	CUTTER-UNIBAR	51
CBR6D-S-W	94	CSRL8F	79	CSRLC-S	79	CV100	49
CBR6D-W	94	CSRL8F	79	CSRLC-S	94	CV250	49
CBR6E	94	CSRL8F-S	79	CSRLC-S-W	79	CVGBNE-300	67
CBR6E-S	94	CSRL8F-S-W	79	CSRLC-S-W	94	CVGBNEB-300	67
CBR6E-S-W	94	CSRL8F-W	79	CSRLC-W	79	CVGWNE-300	67
CBR6E-W	94	CSRL8G	79	CSRLC-W	94	CVGWNEB-300	67
CBV-72	103	CSRL8G	79	CSRLC/D	79	CW1024	66
CBV-84	103	CSRL8G-S	79	CSRLC/D	94	CW25/100	66
CBV-96	103	CSRL8G-S-W	79	CSRLC/D-S	79	CWS1024	66
CBV-L	103	CSRL8G-W	79	CSRLC/D-S	94	D750	49
CBV-M	103	CSRL8H	79	CSRLC/D-S-W	79	D75050	49
CBV-S	103	CSRL8H	79	CSRLC/D-S-W	94	D75060	49
CBV-XS	103	CSRL8H-S	79	CSRLC/D-W	79	D75074	49
CEBC1	99	CSRL8H-S-W	79	CSRLC/D-W	94	DL065	19
CEBC1-220	99	CSRL8H-W	79	CSRLD	79	DL065-C	17
CEBC2	99	CSRL8I	79	CSRLD	94	DL065X25FT-W/5FT	18
CEBC2-220	99	CSRL8I	79	CSRLD-S	79	DL079	19
CLAMP KNOB COMB ASSY	46	CSRL8I-S	79	CSRLD-S	94	DL093	19
CLIPPER SCISSORS	51	CSRL8I-S-W	79	CSRLD-S-W	79	DL093-C	17
CLIPPER-HOOKGAUGE	51	CSRL8I-W	79	CSRLD-S-W	94	DL093X10FT-W/10FT	18
CLIPS(550)	70	CSRL8J	79	CSRLD-W	79	DL093X25FT-W/5FT	18
Cover-12	26	CSRL8J	79	CSRLD-W	94	DL109	19
Cover-25	26	CSRL8J-S	79	CSRLE	79	DL109-C	17
Cover-38	26	CSRL8J-S-W	79	CSRLE	94	DL125	19
CP1.4-035-100/BX	30	CSRL8J-W	79	CSRLE-S	79	DL125-C	17
CP1.4-040-100/BX	30	CSRL8K	79	CSRLE-S	94	DOOR BATTERY BOX ASSY	50
CP1.4-048-100/BX	30	CSRL8K	79	CSRLE-S-W	79	DR-SW	86
CP1.4-050-100/BX	30	CSRL8K-S	79	CSRLE-S-W	94	DRIVE HANDLE ASSEMBLY 900	99
CP1.4-057-100/BX	30	CSRL8K-S-W	79	CSRLE-W	79	DSS065	19
CP1.4-063-100/BX	30	CSRL8K-W	79	CSRLE-W	94	DSS065-C	17
CP1.4-075-100/BX	30	CSRL8L-S-W	79	CSRLF	79	DSS093	19
CP1.4-090-100/BX	30	CSRLA	79	CSRLF	94	DSS093-123	19
CP1.4-100-50/BX	30	CSRLA	94	CSRLF-S	79	DSS093-246	19
CP1.4-115-50/BX	30	CSRLA-S	79	CSRLF-S	94	DSS093-C	17
CSRL8C/D	79	CSRLA-S	94	CSRLF-S-W	79	DSS109	19
CSRL8C/D-S	79	CSRLA-S-W	79	CSRLF-S-W	94	DSS109-C	17
CSRL8C/D-S	79	CSRLA-S-W	94	CSRLF-W	79	EBC-EB	99
CSRL8C/D-S-W	79	CSRLA-W	79	CSRLF-W	94	EBC-H	99
CSRL8C/D-W	79	CSRLA-W	94	CSRLG	79	EBC/CEBC-BK	99
CSRL8D	79	CSRLB	79	CSRLG-S	79	EBC1	99
CSRL8D	79	CSRLB	94	CSRLG-S-W	79	EBC1-220	99
CSRL8D-S	79	CSRLB-S	79	CSRLG-S-W	94	EBC1-220-DR	99
CSRL8D-S-W	79	CSRLB-S	94	CSRLG-W	79	EBC1-B	99
CSRL8D-W	79	CSRLB-S-W	79	CSRLG-W	94	EBC1-DR	99
CSRL8E	79	CSRLB-S-W	94	CSSP1.4X30M	21	EBC1-RK	99
CSRL8E	79	CSRLB-W	79	CSSP2.5X30M	21	EBC2	99
CSRL8E-S	79	CSRLB-W	94	CUTTER-14	50	EBC2-220	99

Book Index By Ordering Number

Order Number	Page	Order Number	Page	Order Number	Page	Order Number	Page
EBC2-220-DR	99	FGB-BL3-36/914	59	FGP-MD3-12	58	FHGP30-1	69
EBC2-B	99	FGB-BL3-42/1067	59	FGP-MD3-18	58	FHGP36	69
EBC2-DR	99	FGB-BL3-48/1219	59	FGP-MD3-24	58	FHGP36-1	69
EBC2-RK	99	FGB-BL3-54/1372	59	FGP-MD3-30	58	FHGP42	69
EC1-1/4	65	FGB-BL3-60/1524	59	FGP-MD3-36	58	FHGP42-1	69
EC1-1/4-C	65	FGB-MD3-12/305	59	FGP-MD3-42	58	FHGP48	69
EC1-1/4-T	65	FGB-MD3-18/457	59	FGP-MD3-48	58	FHGP48-1	69
EC2	65	FGB-MD3-24/6	59	FGP-MD3-54	58	FHGP60	69
EC2-C	65	FGB-MD3-30/762	59	FGP-MD3-60	58	FHGP60-1	69
EC2-T	65	FGB-MD3-36/914	59	FGP-MDDD3-12	58	FL-CP-I	104
EC3	65	FGB-MD3-42/1067	59	FGP-MDDD3-18	58	FL-CP-I	104
EC3-C	65	FGB-MD3-48/1219	59	FGP-MDDD3-24	58	FL-CP-ISS	104
EC3-T	65	FGB-MD3-54/1372	59	FGP-MDDD3-30	58	FL-L	101
EC4	65	FGB-MD3-60/1524	59	FGP-MDDD3-36	58	FL-M	101
EC4-C	65	FGB-MDDD3-12/305	59	FGP-MDDD3-42	58	FL-PC-I	104
EC4-T	65	FGB-MDDD3-18/457	59	FGP-MDDD3-48	58	FL-PC-ISS	104
EC4F	65	FGB-MDDD3-24/610	59	FGP-MDDD3-54	58	FL-PKIT-ML	101
EC4FT	65	FGB-MDDD3-30/762	59	FGP-MDDD3-60	58	FL-PKIT-XL	101
EC6	65	FGB-MDDD3-36/914	59	FGP-W3-12	58	FL-RBI	104
EC6-C	65	FGB-MDDD3-42/1067	59	FGP-W3-18	58	FL-RBI	104
EC6F	65	FGB-MDDD3-48/1219	59	FGP-W3-24	58	FL-RPI	104
ECF	65	FGB-MDDD3-54/1372	59	FGP-W3-30	58	FL-RPI	104
ECFS	65	FGB-MDDD3-60/1524	59	FGP-W3-36	58	FL-XL	101
ECFT	65	FGB-W3-12/305	59	FGP-W3-42	58	FL1-1/2BNE	67
EH-12	26	FGB-W3-18/457	59	FGP-W3-48	58	FL11C	90
EH-12-100V-50HZ	26	FGB-W3-24/610	59	FGP-W3-54	58	FL1BNE	67
EH-12-100V-60HZ	26	FGB-W3-30/762	59	FGP-W3-60	58	FL7C	73
EH-25	26	FGB-W3-36/914	59	FGPBSG	59	FL7C	90
EH-25-100V-50HZ	26	FGB-W3-42/1067	59	FGPIN	59	FLCK	101
EH-25-100V-60HZ	26	FGB-W3-48/1219	59	FGPW-36/914 RPL POLE	59	FLCP	101
EH-25-230V3PH-50/60HZ	26	FGB-W3-54/1372	59	FGPW-42/1067 RPL POLE	59	FLEL-L	101
EH-38	26	FGB-W3-60/1524	59	FGPW-48/1219 RPL POLE	59	FLEL-M	101
EH-38-100V-50HZ	26	FGENDPLT	59	FGPW-54/1372 RPL POLE	59	FLELK-XL	101
EH-38-100V-60HZ	26	FGHEXNUT	59	FGPW-60/1524 RPL POLE	59	FLELP	101
EH-38-230V3PH-50/60HZ	26	FGHRDWRKIT	59	FGPW-66/1676 RPL POLE	59	FLM-PC	104
EPRDSS-DR	86	FGO-RGKIT-1	59	FGPW-72/1829 RPL POLE	59	FLRLB-L	101
EPRDSSK-1	86	FGO-RGKIT-32	59	FGSTNDOFFKIT-1	59	FLRLB-M	101
EPRDVS-DR	86	FGO-RSM/1 RPL SM ORG 1 PC	59	FGSTNDOFFKIT-8	59	FLRP	101
Face Strip Knobs	22	FGP-24/610 RPL POLE	59	FGTBSG	59	FLSC-I	104
Face Strip Knobs	24	FGP-30/762 RPL POLE	59	FGTHSG	59	FLSC-ISS	104
FBG1	84	FGP-BL3-12	58	FGTHUB	59	FLSCM-I	104
FBG1	90	FGP-BL3-18	58	FGTS-20/500	59	FLTW-L	101
FBG1	95	FGP-BL3-24	58	FGTS-36/900	59	FLTW-M	101
FBG1	98	FGP-BL3-30	58	FGTS-60/1500	59	FLTW-XL	101
FG-C-GAUGE C DIMENSION GAUGE	59	FGP-BL3-36	58	FGTS-XL	59	FLVRL-XL	101
FGB-BL2-12/305	59	FGP-BL3-42	58	FHGP18	69	FPD-RK	86
FGB-BL3-18/457	59	FGP-BL3-48	58	FHGP24	69	FRT-1	98
FGB-BL3-24/610	59	FGP-BL3-54	58	FHGP24-1	69	FSGOLD1-24	22
FGB-BL3-30/762	59	FGP-BL3-60	58	FHGP30	69	FSGOLD1-36	22

Book Index By Ordering Number

Order Number	Page	Order Number	Page	Order Number	Page	Order Number	Page
FSGOLD1-48	22	FSMAN1-60	23	G006-SS-1200W-8/BX	21	HD1-F	65
FSGOLD1-60	22	FSMAN1-72	23	G006-SS-1500W-8/BX	21	HD1-F	66
FSGOLD2-24	22	FSMAN1-MICRO	24	G006-SS-300W-12/BX	21	HD1-FS	65
FSGOLD2-36	22	FSMAN2-24	23	G006-SS-600W-8/BX	21	HD1-FS	66
FSGOLD2-48	22	FSMAN2-36	23	G006-SS-900W-8/BX	21	HD1S	65
FSGOLD2-60	22	FSMAN2-48	23	G006A-SS-1200W-8/BX	21	HD2	65
FSGOLD36-24	22	FSMAN2-60	23	G006A-SS-1500W-8/BX	21	HITCHGD-V1-CENTER-SEG-10PC-PK	61
FSGOLD36-36	22	FSMAN2-72	23	G006A-SS-300W-12/BX	21	HITCHGD-V1-CENTER-SEG-10PC-PK	61
FSGOLD36-48	22	FSMAN2-MICRO	24	G006A-SS-600W-8/BX	21	HITCHGD-V1-CENTER-SEGMENT-3IN	61
FSGOLD36-60	22	FSMAN30-24	23	G006A-SS-900W-8/BX	21	HITCHGD-V1-CENTER-SEGMENT-3IN	61
FSGOLD4-1/2-24	22	FSMAN30-36	23	G008-SS-1200W-12/BOX	21	HITCHGD-V1-INSTALL-SPACER-KIT	61
FSGOLD4-1/2-36	22	FSMAN30-48	23	G008-SS-1500W-12/BOX	21	HITCHGD-V1-KIT-36IN	61
FSGOLD4-1/2-48	22	FSMAN30-60	23	G008-SS-300W-12/BOX	21	HITCHGD-V1-KIT-42IN	61
FSGOLD4-1/2-60	22	FSMAN30-72	23	G008-SS-600W-12/BOX	21	HITCHGD-V1-KIT-48IN	61
FSGOLDG-1201	22	FSMAN30-MICRO	24	G008-SS-900W-12/BOX	21	HITCHGD-V1-KIT-60IN	61
FSGOLDG-1501	22	FSMAN36-24	23	G1/2-F	66	HITCHGD-V1-KIT-72IN	61
FSGOLDG-601	22	FSMAN36-36	23	G1/2-FS	66	HITCHGD-V1-LEFT-END-SEGMENT	61
FSGOLDG-901	22	FSMAN36-48	23	G3/4-F	66	HITCHGD-V1-LEFT-END-SEGMENT	61
FSGOLDGXL-1201	22	FSMAN36-60	23	G3/4-FS	66	HITCHGD-V1-LEFT-SEG-5PC-PK	61
FSGOLDGXL-1501	22	FSMAN36-72	23	G5/8-F	66	HITCHGD-V1-LEFT-SEG-5PC-PK	61
FSGOLDGXL-601	22	FSMAN36-MICRO	24	G5/8-FS	66	HITCHGD-V1-MOUNTING-KIT	61
FSGOLDGXL-901	22	FSMAN4-1/2-24	23	GC-1	51	HITCHGD-V1-MOUNTING-PLATE	61
FSK-1B	84	FSMAN4-1/2-36	23	GCB-50	51	HITCHGD-V1-RIGHT-END-SEGMENT	61
FSK-1B	100	FSMAN4-1/2-48	23	GFA00-14	24	HITCHGD-V1-RIGHT-SEG-5PC-PK	61
FSK-1BA	84	FSMAN4-1/2-60	23	GFA00-24	23	HITCHGD-V1-RIGHT-SEG-5PC-PK	61
FSK-1BA	100	FSMAN4-1/2-72	23	GFA00-36	23	HITCHGD-V1-RIGHT-SEGMENT	61
FSK-1C	84	FSMAN4-1/2-MICRO	24	GFA00-48	23	HITCHGD-V1-SUPPORT-BAR-38IN	61
FSK-1C	100	FSMANG-1201	23	GFA1&7-14	24	HITCHGD-V1-SUPPORT-BAR-38IN	61
FSK-1R	84	FSMANG-1501	23	GFSAGP00-36	23	HITCHGD-V1-SUPPORT-BAR-44IN	61
FSK-1R	100	FSMANG-1801	23	GFSAGP1&7-24	23	HITCHGD-V1-SUPPORT-BAR-44IN	61
FSK-1S	84	FSMANG-351-MICRO	24	GFSAGP1&7-36	23	HITCHGD-V1-SUPPORT-BAR-50IN	61
FSK-1S	100	FSMANG-601	23	GFSAGP1&7-48	23	HITCHGD-V1-SUPPORT-BAR-50IN	61
FSK2	84	FSMANG-901	23	GFSAGP1&7-60	23	HITCHGD-V1-SUPPORT-BAR-62IN	61
FSK2	100	FSMANGXL-1201	23	GFSAM1&7-24	23	HITCHGD-V1-SUPPORT-BAR-62IN	61
FSK2-F	84	FSMANGXL-1501	23	GFSAM1&7-36	23	HITCHGD-V1-SUPPORT-BAR-74IN	61
FSK2-F	100	FSMANGXL-1801	23	GFSAM1&7-48	23	HITCHGD-V1-SUPPORT-BAR-74IN	61
FSK2-FDRA	84	FSMANGXL-351-MICRO	24	GFSAM1&7-60	23	HITCHGD-V3-INSTALL-SPACER-KIT	61
FSK2-FDRA	100	FSMANGXL-601	23	GUIDE-BLOCK-KIT-S/N50000	22	HITCHGD-V3-KIT-36IN	61
FSK2-FM	84	FSMANGXL-901	23	GUIDE-BLOCK-KIT-S/N50000+	22	HITCHGD-V3-KIT-42IN	61
FSK2-FM	100	G005-SS-1200W-8/BX	21	GUIDE-BLOCK-KIT-S/N50000	24	HITCHGD-V3-KIT-48IN	61
FSK2M	84	G005-SS-1500W-8/BX	21	GUIDE-BLOCK-KIT-S/N50000+	24	HITCHGD-V3-KIT-60IN	61
FSK2M	100	G005-SS-300W-12/BX	21	H100	73	HITCHGD-V3-KIT-72IN	61
FSK2MXL	84	G005-SS-600W-8/BX	21	HB1	73	HITCHGD-V3-MOUNTING-KIT	61
FSK2MXL	100	G005-SS-900W-8/BX	21	HB1	90	HITCHGD-V3-MOUNTING-PLATE	61
FSK2XL	84	G005A-SS-1200W-8/BX	21	HB2	90	HP1	66
FSK2XL	100	G005A-SS-1500W-8/BX	21	HB3	90	HP1	73
FSMAN1-24	23	G005A-SS-300W-12/BX	21	HD1	65	HP1	90
FSMAN1-36	23	G005A-SS-600W-8/BX	21	HD1-1/4-F	65	HP2	90
FSMAN1-48	23	G005A-SS-900W-8/BX	21	HD1-1/4-F	66	HP3	66

Book Index By Ordering Number

Order Number	Page	Order Number	Page	Order Number	Page	Order Number	Page
HP3	90	L3-WS	65	LPMANREG-36	23	MBRT6-48-AL	95
HPRET1	81	L3/4-F	65	LPMANREG-48	23	MBRT6-60-AL	95
HPRET2	81	L3/4-FS	65	LPMANREG-48	23	MBRT6-72-AL	95
HR1-12	26	L5/8-B	65	LPMANREG-60	23	MBRT6-84-AL	95
HR1-12	26	L5/8-BS	65	LPMANREG-60	23	MBRT6-96-AL	95
HR1-25	26	L5/8-F	65	LPMANREG-72	23	MBRTA-30	95
HR1-38	26	L5/8-FS	65	LPMANREG-72	23	MBRTA-36	95
HR1LW95	25	L5/8-W	65	LPMANREG-MICRO	24	MBRTA-42	95
HR25-12	26	L5/8-WS	65	LPMANREG-MICRO	24	MBRTA-48	95
HR25-12	26	LACING	51	LSHD-RPK	100	MBRTA-60	95
HR25-25	26	LASER-BELT-SQUARE	50	LSHD30	100	MBRTA-72	95
HR25-38	26	LG1-1/2	66	LSHD36	100	MBRTA-84	95
HR25LW95	25	LG1-1/2-C	66	LSHD42	100	MBRTA-96	95
HR2LW95	25	LG2	66	LSHD48	100	MDT-1	46
HR36-12	26	LG2-C	66	LSHD54	100	MDT220-1	46
HR36-12	26	LG3/4-F	66	LSHD60	100	MICROLACER	24
HR36-25	26	LG3/4-FS	66	LSHD72	100	MSRT-30	83
HR36-38	26	Linear Bearing	28	LSHDB30-2	100	MSRT-30-AL	83
HR36LW95	25	LP1/36-12	26	LSHDB36-2	100	MSRT-36	83
HRREG-12	26	LP1/36-12	26	LSHDB42-2	100	MSRT-36-AL	83
HRREG-12	26	LP1/36-25	26	LSHDB48-2	100	MSRT-42	83
HRREG-25	26	LP1/36-38	26	LSHDB54-2	100	MSRT-42-AL	83
HRREG-38	26	LP2-12	26	LSHDB60-2	100	MSRT-48	83
HSP3	84	LP2-12	26	LSHDB72-2	100	MSRT-48-AL	83
HSP3	90	LP2-25	26	LSHDCBS	100	MSRT-60	83
HSP3	95	LP2-38	26	LSHDLP	100	MSRT-60-AL	83
HSP3	98	LPGOLD1/36-24	22	LSHDS	100	MSRT-72	83
HW1 Power Wrench	73	LPGOLD1/36-36	22	LW95	25	MSRT-72-AL	83
HW1 Power Wrench	90	LPGOLD1/36-48	22	M-4	51	MSRT-84	83
HW2	90	LPGOLD1/36-60	22	MARGB-14	44	MSRT-84-AL	83
HW3	90	LPGOLDREG-24	22	MARGB-7	44	MSRT-96-AL	83
L1-1/2-B	65	LPGOLDREG-36	22	MART-14	43	MSRT8-48	83
L1-1/2-BS	65	LPGOLDREG-48	22	MART-7	43	MSRT8-48-AL	83
L1-1/2-W	65	LPGOLDREG-60	22	MART-GBFW	44	MSRT8-60	83
L1-1/2-WS	65	LPMAN1/36-24	23	MART-GBK	44	MSRT8-60-AL	83
L1-B	65	LPMAN1/36-24	23	MART-GBPWS	44	MSRT8-72	83
L1-BS	65	LPMAN1/36-36	23	MARTK-14	43	MSRT8-72-AL	83
L1-F	65	LPMAN1/36-36	23	MARTK-7	43	MSRT8-84	83
L1-W	65	LPMAN1/36-48	23	MBRT10-30-AL	95	MSRT8-84-AL	83
L1-WS	65	LPMAN1/36-48	23	MBRT10-42-AL	95	MSRT8-96-AL	83
L1/2-F	65	LPMAN1/36-60	23	MBRT10-48-AL	95	MSRT9-48	83
L1/2-FS	65	LPMAN1/36-60	23	MBRT10-60-AL	95	MSRT9-60	83
L2-B	65	LPMAN1/36-72	23	MBRT10-72-AL	95	MSRT9-72	83
L2-BS	65	LPMAN1/36-72	23	MBRT10-84-AL	95	MSRT9-84	83
L2-W	65	LPMAN1/36-MICRO	24	MBRT10-96-AL	95	MW043	19
L2-WS	65	LPMAN1/36-MICRO	24	MBRT1036-AL	95	MW054	19
L3-B	65	LPMANREG-24	23	MBRT6-30-AL	95	MW072	19
L3-BS	65	LPMANREG-24	23	MBRT6-36-AL	95	MW090	19
L3-W	65	LPMANREG-36	23	MBRT6-42-AL	95	MW090-100	19

Book Index By Ordering Number

Order Number	Page	Order Number	Page	Order Number	Page	Order Number	Page
N054	19	NAC6-42	82	NC-36-1	71	NCS-42-1	80
N093	19	NAC6-42-1	82	NC-36-1	80	NCS-48	71
NAC-18	71	NAC6-44	82	NC-42	71	NCS-48	80
NAC-18	80	NAC6-44-1	82	NC-42	80	NCS-48-1	71
NAC-18-1	71	NAC6-46	82	NC-42-1	71	NCS-48-1	80
NAC-18-1	80	NAC6-46-1	82	NC-42-1	80	NCS-54	71
NAC-24	71	NAC6-48	82	NC-48	71	NCS-54	80
NAC-24	80	NAC6-48-1	82	NC-48	80	NCS-54-1	71
NAC-24-1	71	NAC6-54	82	NC-48-1	71	NCS-54-1	80
NAC-24-1	80	NAC6-54-1	82	NC-48-1	80	NCS-60	71
NAC-26	71	NAC6-60	82	NC-54	71	NCS-60	80
NAC-26	80	NAC6-60-1	82	NC-54	80	NCS-60-1	71
NAC-26-1	71	NAC6-72	82	NC-54-1	71	NCS-60-1	80
NAC-26-1	80	NAC6-72-1	82	NC-54-1	80	NCS-72	71
NAC-30	71	NAC6-84	82	NC-60	71	NCS-72-1	71
NAC-30	80	NAC6-84-1	82	NC-60	80	NCS-72-1	80
NAC-30-1	71	NB-18-1	71	NC-60-1	71	NCS-C	80
NAC-30-1	80	NB-24-1	71	NC-60-1	80	NCS065	19
NAC-36	71	NB-30-1	71	NC-72	71	NCS065-C	17
NAC-36	80	NB-36-1	71	NC-72	80	NCS065X10FT-W/10FT	18
NAC-36-1	71	NB-42-1	71	NC-72-1	71	NCS065X25FT-W/5FT	18
NAC-36-1	80	NC-12	71	NC-72-1	80	NCS093	19
NAC-42	71	NC-12-1	71	NC-C	71	NCS093-C	17
NAC-42	80	NC-12-1	80	NC-C	80	NCS093X10FT-W/10FT	18
NAC-42-1	71	NC-14	71	NC1-C	39	NCS093X15-W/2FT	18
NAC-42-1	80	NC-14-1	71	NC1-X	39	NCS093X25FT-W/10FT	18
NAC-48	71	NC-14-1	80	NC187-C	39	NCS093X25FT-W/5FT	18
NAC-48	80	NC-16	71	NC187-X	39	NCS093X50FT-W/4FT	18
NAC-48-1	71	NC-16-1	71	NC62-C	39	NCS093X5FT-W/5FT	18
NAC-48-1	80	NC-16-1	80	NC62-X	39	NCS1-C	39
NAC-54	71	NC-18	71	NCS-12	71	NCS1-X	39
NAC-54-1	71	NC-18	80	NCS-16	71	NCS125	19
NAC-54-1	80	NC-18-1	71	NCS-18	71	NCS125-C	17
NAC-60	71	NC-18-1	80	NCS-20	71	NCS156	19
NAC-60-1	71	NC-20	71	NCS-24	71	NCS156-C	17
NAC-60-1	80	NC-20-1	71	NCS-24	80	NCS187-C	39
NAC-72	71	NC-20-1	80	NCS-24-1	71	NCS187-X	39
NAC-72-1	71	NC-24	71	NCS-24-1	80	NCS62-C	39
NAC-72-1	80	NC-24	80	NCS-30	71	NCS62-X	39
NAC6-24	82	NC-24-1	71	NCS-30	80	NCS962-48-1	82
NAC6-24-1	82	NC-24-1	80	NCS-30-1	71	NCS962-54-1	82
NAC6-30	82	NC-26	71	NCS-30-1	80	NCS962-60-1	82
NAC6-30-1	82	NC-26	80	NCS-36	71	NCS962-72-1	82
NAC6-36	82	NC-30	71	NCS-36	80	NCS962-84-1	82
NAC6-36-1	82	NC-30	80	NCS-36-1	71	NCS975-48-1	82
NAC6-38	82	NC-30-1	71	NCS-36-1	80	NCS975-54-1	82
NAC6-38-1	82	NC-30-1	80	NCS-42	71	NCS975-60-1	82
NAC6-40	82	NC-36	71	NCS-42	80	NCS975-72-1	82
NAC6-40-1	82	NC-36	80	NCS-42-1	71	NCS975-84-1	82

Book Index By Ordering Number

Order Number	Page	Order Number	Page	Order Number	Page	Order Number	Page
NL250-C	46	NY065-C	17	OVGBNEB-500	67	P6C1	28
NL250-X	46	NY079	19	OVGWNE-500	67	P6C1	28
NL350-C	46	NY079-C	17	OVGWNEB-500	67	P6C1	28
NL350-X	46	NY093	19	P-120CLPR25SPP	31	P6C1	28
NP053	19	NY093-100	19	P-150CLPR25SPP	31	P6C1	28
NP053-C	17	NY093-12	18	P-150CLPR25SPP230V	31	P6C1	28
NP065	19	NY093-123	19	P1/2-F	66	P6C1	28
NP065-12	18	NY093-246	19	P1P	66	P6C1	28
NP065-C	17	NY093-C	17	P1P	73	P6C1	28
NP079	19	NY109	19	P1P	90	P6C2	28
NP079-C	17	NY109-12	18	P2C1	28	P6C2	28
NP093	19	NY109-C	17	P2C1	28	P6C2	28
NP093-12	18	NY125	19	P2C1	28	P6C2	28
NP093-C	17	NY125-12	18	P2C1	28	P6C2	28
NP109	19	NY125-C	17	P2C2	28	P6C2	28
NP109-12	18	NY156	19	P2C2	28	P6C2	28
NP109-C	17	NY156-12	18	P2C2	28	P6C2	28
NP125	19	NY156-C	17	P2C2	28	P6C2	28
NP125-12	18	NYS053	19	P2C25/36	28	P6C2	28
NP125-C	17	NYS053-C	17	P2C25/36	28	P6C2	28
NP156	19	NYS065	19	P2C25/36	28	P6C2	28
NP156-12	18	NYS065-1-1/2-100	18	P2CLPR1	28	P6C25/36	28
NP156-C	17	NYS065-1-100	18	P2CLPR25	28	P6C25/36	28
NS054	19	NYS065-1-7/8-100	18	P2CLPR36	28	P6C25/36	28
NS093	19	NYS065-12	18	P2P	90	P6C25/36	28
NUT DRIVER	95	NYS065-2-1/2-100	18	P3/4-F	66	P6C25/36	28
Nut Driver for Roller Lacer Gold Class	22	NYS065-2-1/4-100	18	P3P	66	P6C25/36	28
NY053	19	NYS065-2-100	18	P3P	90	P6C25/36	28
NY053-C	17	NYS065-3-1/4-50	18	P4C1	28	P6C25/36	28
NY065	19	NYS065-3-100	18	P4C1	28	P6C25/36	28
NY065-1-1/2-100	18	NYS065-4-50	18	P4C1	28	P6C25/36	28
NY065-1-1/4-100	18	NYS065-6-24	18	P4C1	28	P6C25/36	28
NY065-1-100	18	NYS065-C	17	P4C2	28	P6C25/36	28
NY065-1-3/4-100	18	NYS079	19	P4C2	28	P6CLPR1M-24	28
NY065-1-7/8-100	18	NYS079-C	17	P4C2	28	P6CLPR1M-36	28
NY065-12	18	NYS093	19	P4C2	28	P6CLPR1M-48	28
NY065-2-1/2-100	18	NYS093-12	18	P4C25/36	28	P6CLPR1M-60	28
NY065-2-1/4-100	18	NYS093-C	17	P4C25/36	28	P6CLPR25M-24	28
NY065-2-100	18	NYS109	19	P4C25/36	28	P6CLPR25M-36	28
NY065-2-3/4-100	18	NYS109-12	18	P4CLPR1	28	P6CLPR25M-48	28
NY065-3-1/2-50	18	NYS109-C	17	P4CLPR25	28	P6CLPR25M-60	28
NY065-3-1/4-50	18	NYS125	19	P4CLPR36	28	P6CLPR2M-24	28
NY065-3-100	18	NYS125-12	18	P6C1	28	P6CLPR2M-36	28
NY065-3/4-100	18	NYS125-C	17	P6C1	28	P6CLPR2M-48	28
NY065-4-1/2-50	18	NYS156	19	P6C1	28	P6CLPR2M-60	28
NY065-4-50	18	NYS156-12	18	P6C1	28	P6CLPR36M-24	28
NY065-5/8-100	18	NYS156-C	17	P6C1	28	P6CLPR36M-36	28
NY065-6-24	18	NYS065-1-1/4-100	18	P6C1	28	P6CLPR36M-48	28
NY065-7/8-100	18	ORANGE FILLER TUBING	73	P6C1	28	P6CLPR36M-60	28

Book Index By Ordering Number

Order Number	Page	Order Number	Page	Order Number	Page	Order Number	Page
P6CLPRGM-1201	28	PRO-150-230V1PH-50HZ	31	R-10	25	R5S-SE-18/450	76
P6CLPRGM-1501	28	PRO-150-230V1PH-60HZ	31	R-4	25	R5S-SE-24/600	76
P6CLPRGM-601	28	PRO-150-230V3PH-50/60HZ	31	R-7	25	R5S-SE-30/750	76
P6CLPRGM-901	28	PRO-150-400V3PH-50/60HZ	31	R2-12/300	75	R5S-SE-36/900	76
PB1	40	PRO-200-115V1PH-60HZ	27	R2-18/450	75	R5S-SE-42/1050	76
PCA7-300	46	PRO-200H-115V1PH-60HZ	27	R2-24/600	75	R5S-SE-48/1200	76
PCA7-600	46	PRO-400-115V1PH-60HZ	27	R2-30/750	75	R5S-SE-60/1500	76
PDBUMP	86	PRO-400-200V3PH-50/60Hz	27	R2-36/900	75	R5S-SE-72/1800	76
PDCYL	86	PRO-400-230V1PH-50Hz	27	R2-42/1050	75	R6-BR14	78
PDHANDLE	86	PRO-400-230V1PH-60Hz	27	R2-48/1200	75	R6-BR14	93
PDHK	86	PRO-400-230V3PH-50/60Hz	27	R2-54/1350	75	R6-SE-24/600	77
PDNP	86	PRO-400-400V3PH-50/60Hz	27	R2-60/1500	75	R6-SE-30/750	77
PDNPS	86	PRO-600-115V1PH-60HZ	27	R2MA	75	R6-SE-36/900	77
PDNSS	86	PRO-600-200V3PH-50/60Hz	27	R2S-12/300	75	R6-SE-42/1050	77
PDORING	86	PRO-600-230V1PH-50Hz	27	R2S-18/450	75	R6-SE-46/1150	77
PDPR	86	PRO-600-230V1PH-60Hz	27	R2S-24/600	75	R6-SE-48/1200	77
PDTVA	86	PRO-600-230V3PH-50/60Hz	27	R2S-30/750	75	R6-SE-54/1350	77
PG2	66	PRO-600-400V3PH-50/60Hz	27	R2S-36/900	75	R6-SE-60/1500	77
PG3	66	PRO-6000-115V1PH-60HZ	27	R2S-42/1050	75	R6-SE-72/1800	77
PLY-BL BLADE & JIG KIT	56	PRO-6000-200V3PH-50/60Hz	27	R2S-48/1200	75	R6-SE-84/2130	77
PLY130-CART	56	PRO-6000-230V1PH-50HZ	27	R2S-54/1350	75	R9	78
PLY130-STEPCUT	56	PRO-6000-230V1PH-60HZ	27	R2S-60/1500	75	R9S-SE-48/1200	77
PLY130-STEPCUT-BLADES	56	PRO-6000-230V3PH-50/60HZ	27	R2T	75	R9S-SE-54/1350	77
PLY130-STEPCUT-GUIDE-EXT	56	PTAH	86	R2T-AI	75	R9S-SE-60/1500	77
PLY130-STEPCUT-RETROFIT	56	PTL1	25	R5-1/2-SE-18/450	76	R9S-SE-72/1800	77
PLY130-STEPCUT-TWRENCH	56	PTL25	25	R5-1/2-SE-24/600	76	R9S-SE-84-2130	77
PLY130WB-200V3PH50HZ	56	PTL30	25	R5-1/2-SE-30/750	76	RAR5-1/2-SE-24/600	76
PLY130WB-200V3PH50HZ-N18-20	56	PTRD-DR	86	R5-1/2-SE-36/900	76	RAR5-1/2-SE-30/750	76
PLY130WB-200V3PH60HZ	56	PTRD-RS	86	R5-1/2-SE-42/1050	76	RAR5-1/2-SE-36/900	76
PLY130WB-200V3PH60HZ-N18-20	56	PTRDK	86	R5-1/2-SE-48/1200	76	RAR5-1/2-SE-42/1050	76
PLY130WB-230V3PH50HZ-IEC	56	PUN-B-50X18X31BIAS-300	56	R5-1/2-SE-54/1350	76	RAR5-1/2-SE-46/1150	76
PLY130WB-230V3PH60HZ	56	PUN-B-50X18X31BIAS-600	56	R5-1/2-SE-60/1500	76	RAR5-1/2-SE-48/1200	76
PLY130WB-230V3PH60HZ-L15-20	56	PUN-B-50X18X31BIAS-900	56	R5-1/2-SE-72/1800	76	RAR5-1/2-SE-54/1350	76
PLY130WB-230V3PH60HZ-L15-30	56	PUN-B-50X20-300	56	R5-1/2MA-SE	76	RAR5-1/2-SE-60/1500	76
PLY130WB-3x230-60HZ-IEC60309	56	PUN-B-50X20-600	56	R5-R5-1/2-RAR6LP-BR10	78	RAR5-1/2-SE-72/1800	76
PLY130WB-3x460-60Z-IEC60309	56	PUN-B-50X20-900	56	R5-R5-1/2-RAR6LP-BR10	93	RAR5-SE-24/600	76
PLY130WB-400V50HZ	56	PUN-B-70X15-300	56	R5-SE-18/450	76	RAR5-SE-26/650	76
PLY130WB-460V3PH60HZ	56	PUN-B-70X15-600	56	R5-SE-24/600	76	RAR5-SE-30/750	76
PLY130WB-460V3PH60HZ-L16-20	56	PUN-B-70X15-900	56	R5-SE-26/650	76	RAR5-SE-36/900	76
PLY130WB-460V3PH60HZ-L16-30	56	PUN-B-80X20-300	56	R5-SE-30/750	76	RAR5-SE-42/1050	76
PNEUDRIVE1	86	PUN-B-80X20-600	56	R5-SE-36/900	76	RAR5-SE-48/1200	76
POLY035X15FT-W/3	47	PUN-B-80X20-900	56	R5-SE-42/1050	76	RAR5-SE-54/1350	76
POLY047X15FT-W/3	47	PUN-B-80X20XBIAS-600	56	R5-SE-48/1200	76	RAR5-SE-60/1500	76
PRL4	47	PUN-B-80X20XBIAS-900	56	R5-SE-54/1350	76	RAR5-SE-72/1800	76
PRO-120	31	PUN-M-300	56	R5-SE-60/1500	76	RAR6-SE-42/1050	77
PRO-120TC-115V-60HZ	31	PUN-M-600	56	R5-SE-72/1800	76	RAR6-SE-46/1150	77
PRO-120TC-230V1PH-50/60HZ	31	PUN-M-900	56	R5MA-SE	76	RAR6-SE-48/1200	77
PRO-150-115V1PH-60HZ	31	PUN-M-NYLONPAD-KIT	56	R5S	75	RAR6-SE-54/1350	77
PRO-150-200V3PH-50/60HZ	31	QDBINDER-QUART	51	R5S	84	RAR6-SE-60/1500	77

Book Index By Ordering Number

Order Number	Page	Order Number	Page	Order Number	Page	Order Number	Page
RAR6-SE-72/1800	77	RL-G48	22	RS125SJ20/500SS	38	RS187SJ36/900SS	38
RAR6-SE-84/2130	77	RL-G48	22	RS125SJ24/600NCS	38	RS187SJ42NCS	38
RAR6LP-SE-42/1050	77	RL-G60	22	RS125SJ24/600SS	38	RS187SJ42SS	38
RAR6LP-SE-46/1150	77	RL-G60	22	RS125SJ30/750NCS	38	RS187SJ48NCS	38
RAR6LP-SE-48/1200	77	RL-G60	22	RS125SJ30/750SS	38	RS187SJ48SS	38
RAR6LP-SE-54/1350	77	ROLLER-SLIDER-FIXTURE	53	RS125SJ36/900NCS	38	RS187SJ60NCS	38
RAR6LP-SE-60/1500	77	RP1C	91	RS125SJ36/900SS	38	RS187SJ60SS	38
RAR6LP-SE-72/1800	77	RP1E	91	RS125SJ42NCS	38	RS187SJ72NCS	38
RAR6LP-SE-84/2130	77	RP1ES	91	RS125SJ42SS	38	RS187SJ72SS	38
RAR8-SE-48/1200	77	RP2C	91	RS125SJ48NCS	38	RS62J12/300NC	38
RAR8-SE-54/1350	77	RP2E	91	RS125SJ48SS	38	RS62J12/300SP	38
RAR8-SE-60/1500	77	RP2ES	91	RS125SJ60NCS	38	RS62J16/400NC	38
RAR8-SE-72/1800	77	RS-GOLD-DA	40	RS125SJ60SS	38	RS62J18/450NC	38
RAR8-SE-84/2130	77	RS-GOLD-DRIVER	40	RS125SJ72NCS	38	RS62J18/450SP	38
RB-1	40	RS125J10NC	38	RS125SJ72SS	38	RS62J20/500NC	38
RB-1	44	RS125J12/300NC	38	RS187J12/300NC	38	RS62J20/500SP	38
RB-1	51	RS125J14NC	38	RS187J16/400NC	38	RS62J24/600NC	38
RB-1	66	RS125J16/400NC	38	RS187J18/450NC	38	RS62J24/600SP	38
RBP1R-L	102	RS125J16/400SP	38	RS187J18/450SP	38	RS62J30/750NC	38
RBP1R-M	102	RS125J18/450NC	38	RS187J20/500NC	38	RS62J30/750SP	38
RBP1R-S	102	RS125J18/450SP	38	RS187J20/500SP	38	RS62J36/900NC	38
RBP1R-XL	102	RS125J20/500NC	38	RS187J24/600NC	38	RS62J36/900SP	38
RBP1S-L	102	RS125J20/500SP	38	RS187J24/600SP	38	RS62J42NC	38
RBP1S-M	102	RS125J24/600NC	38	RS187J30/750NC	38	RS62J42SP	38
RBP1S-S	102	RS125J24/600SP	38	RS187J30/750SP	38	RS62J48NC	38
RBP1S-XL	102	RS125J30/750NC	38	RS187J36/900NC	38	RS62J48SP	38
RBPRET	102	RS125J30/750SP	38	RS187J36/900SP	38	RS62J60NC	38
RBPRR-L	102	RS125J36/900NC	38	RS187J42NC	38	RS62J60SP	38
RBPRR-M	102	RS125J36/900SP	38	RS187J42SP	38	RS62J72NC	38
RBPRR-S	102	RS125J42NC	38	RS187J48NC	38	RS62J72SP	38
RBPRR-XL	102	RS125J42SP	38	RS187J48SP	38	RS62MJ24/600MS	38
RBPSR-L	102	RS125J48NC	38	RS187J4NC	38	RS62SJ12/300NCS	38
RBPSR-M	102	RS125J48SP	38	RS187J60NC	38	RS62SJ12/300SS	38
RBPSR-S	102	RS125J4NC	38	RS187J60SP	38	RS62SJ18/450NCS	38
RBPSR-XL	102	RS125J60NC	38	RS187J72NC	38	RS62SJ18/450SS	38
Return Springs	28	RS125J60SP	38	RS187J72SP	38	RS62SJ20/500SS	38
RL Carrying Strap	22	RS125J72NC	38	RS187SJ12/300NCS	38	RS62SJ24/600NCS	38
RL-24	23	RS125J72SP	38	RS187SJ12/300SS	38	RS62SJ24/600SS	38
RL-36	23	RS125MJ24/600MS	38	RS187SJ16/400NCS	38	RS62SJ30/750NCS	38
RL-48	23	RS125SJ10NCS	38	RS187SJ16/400SS	38	RS62SJ30/750SS	38
RL-60	23	RS125SJ12/300NCS	38	RS187SJ18/450NCS	38	RS62SJ36/900NCS	38
RL-72	23	RS125SJ12/300SS	38	RS187SJ18/450SS	38	RS62SJ36/900SS	38
RL-G24	22	RS125SJ14NCS	38	RS187SJ20/500NCS	38	RS62SJ42SS	38
RL-G24	22	RS125SJ14SS	38	RS187SJ20/500SS	38	RS62SJ48NCS	38
RL-G24	22	RS125SJ16/400NCS	38	RS187SJ24/600NCS	38	RS62SJ48SS	38
RL-G36	22	RS125SJ16/400SS	38	RS187SJ24/600SS	38	RS62SJ60NCS	38
RL-G36	22	RS125SJ18/450NCS	38	RS187SJ30/750NCS	38	RS62SJ60SS	38
RL-G36	22	RS125SJ18/450SS	38	RS187SJ30/750SS	38	RS62SJ72NCS	38
RL-G48	22	RS125SJ20/500NCS	38	RS187SJ36/900NCS	38	RSAS-1	39

Book Index By Ordering Number

Order Number	Page	Order Number	Page	Order Number	Page	Order Number	Page
RSC187	40	SC6-38	81	SM054	19	SR2-42	85
RSC187-12	40	SC6-38-1	81	SM093	19	SR2-42-AL	85
RSC187-24	40	SC6-40	81	SMART-LOCK	51	SR2-48	85
RSC187-4	40	SC6-40-1	81	SMART-LOCK-KIT	51	SR2-48-AL	85
RSC187-6	40	SC6-42	81	SMARTCLAMP-COMPLETE	50	SR2-60	85
RSTK4-12	39	SC6-42-1	81	SMS040	19	SR2-60-AL	85
RSTK4-6	39	SC6-44-1	81	SMS054	19	SR2-72	85
RT-5/8	98	SC6-46	81	SMS093	19	SR2-72-AL	85
RTBS	40	SC6-46-1	81	SMSC065	19	SR2-84	85
RTBS	51	SC6-48	81	SMSC093	19	SR2-84-AL	85
RTBS Rough Top Skiver	55	SC6-48-1	81	SP1-16/400	39	SR2-96-AL	85
RTG-2	98	SC6-54	81	SP1-18/450	39	SR22SAAL	85
S100B	46	SC6-54-1	81	SP1-20	39	SR22SAE	85
S125	41	SC6-60	81	SP1-24/600	39	SR22SAM	85
S150B	46	SC6-60-1	81	SP1-30/750	39	SR23	85
S187	41	SC6-72	81	SP1-36/900	39	SR24	85
S1S	73	SC6-72-1	81	SP1-42	39	SR24-AL	85
S1S	90	SC6-84	81	SP1-48	39	SR25	85
S2S	90	SC6-84-1	81	SP1-60	39	SR25-AL	85
S3S	90	SC932-18-1	81	SP1-72	39	SR26	75
SAATR	86	SC932-24-1	81	SP2-18/450	39	SR27SAAL	85
SC-18	80	SC932-30	81	SP2-20	39	SR27SAE	85
SC-24	71	SC932-30-1	81	SP2-24/600	39	SR27SAM	85
SC-24	80	SC932-36	81	SP2-30/750	39	SR5-1	84
SC-24-1	71	SC932-36-1	81	SP2-36/900	39	SR5-7	75
SC-24-1	80	SC932-38	81	SP2-42	39	SR5-7	84
SC-26	71	SC932-40	81	SP2-48	39	SR700	83
SC-30	71	SC932-40-1	81	SP2-60	39	SR747	85
SC-30	80	SC932-42	81	SP2-72	39	SR747-AL	85
SC-30-1	71	SC932-42-1	81	SP62-12/300	39	SR757	85
SC-30-1	80	SC932-44	81	SP62-16/400	39	SR759	83
SC-36	71	SC932-44-1	81	SP62-18/450	39	SR759	95
SC-36	80	SC932-46	81	SP62-20	39	SR759-2	83
SC-36-1	71	SC932-46-1	81	SP62-24/600	39	SR800	83
SC-36-1	80	SC932-48	81	SP62-30/750	39	SR859-8	83
SC-42	71	SC932-48-1	81	SP62-36/900	39	SR9-30-AL	85
SC-42	80	SC932-54	81	SP62-42	39	SR9-36-AL	85
SC-42-1	71	SC932-54-1	81	SP62-48	39	SR9-42-AL	85
SC-42-1	80	SC932-60	81	SP62-54	39	SR9-48-AL	85
SC-48	71	SC932-60-1	81	SP62-60	39	SR9-60-AL	85
SC-48	80	SC932-72-1	81	SP62-72	39	SR9-72-AL	85
SC-48-1	71	Sharpening Stone	84	SR-50	75	SR9-84-AL	85
SC-48-1	80	Sharpening Stone	100	SR-50	84	SR9-96-AL	85
SC-54	80	SHIM-KIT-5-BALER-SKIVER	44	SR-50	95	SR900	83
SC-54-1	80	SKIVER-BALERBELT-7IN	44	SR-CB	83	SR91-AL	85
SC-60	80	SL5-1	83	SR2-30	85	SRA	75
SC-60-1	80	SL5-1	90	SR2-30-AL	85	SRA	78
SC-72-1	80	SL5-1	95	SR2-36	85	SRA	94
SC6-36	81	SL5-1	98	SR2-36-AL	85	SRA-100	75

Book Index By Ordering Number

Order Number	Page	Order Number	Page	Order Number	Page	Order Number	Page
SRA-100	78	SRD-2M	94	SRJ-S-2M	78	SS62-60	39
SRA-100	94	SRD-S	78	SRJ-S-2M	94	SS62-72	39
SRA-2M	75	SRD-S	94	SRK	78	SSC-18	80
SRA-2M	78	SRD-S-2M	78	SRK	94	SSC-24	71
SRA-2M	94	SRD-S-2M	94	SRK-S	78	SSC-24	80
SRA-S	75	SRE	78	SRK-S	94	SSC-24-1	71
SRA-S	78	SRE	94	SRK-S-2M	78	SSC-24-1	80
SRA-S	94	SRE-2M	78	SRK-S-2M	94	SSC-30	71
SRA-S-2M	78	SRE-2M	94	SRL-S	78	SSC-30	80
SRA-S-2M	94	SRE-S	78	SRL-S	94	SSC-30-1	71
SRAA	75	SRE-S	94	SRL-S-2M	78	SSC-30-1	80
SRAA-100	75	SRE-S-2M	78	SRL-S-2M	94	SSC-36	71
SRAA-2M	75	SRE-S-2M	94	SRPS-AL	85	SSC-36	80
SRAA-S	75	SRF	78	SRTA-30	84	SSC-36-1	71
SRB	75	SRF	94	SRTA-36	84	SSC-36-1	80
SRB	78	SRF-2M	78	SRTA-42	84	SSC-42	71
SRB	94	SRF-2M	94	SRTA-48	84	SSC-42	80
SRB-100	75	SRF-S	78	SRTA-60	84	SSC-42-1	71
SRB-100	78	SRF-S	94	SRTA-72	84	SSC-42-1	80
SRB-100	94	SRF-S-2M	78	SRTA-84	84	SSC-48	71
SRB-2M	75	SRF-S-2M	94	SS1-16/400	39	SSC-48	80
SRB-2M	78	SRG	78	SS1-18/450	39	SSC-48-1	71
SRB-2M	94	SRG	94	SS1-20	39	SSC-48-1	80
SRB-S	75	SRG-2M	78	SS1-24/600	39	SSC-54	80
SRB-S	78	SRG-2M	94	SS1-30/750	39	SSC-54-1	80
SRB-S	94	SRG-S	78	SS1-36/900	39	SSC-60	80
SRB-S-2M	78	SRG-S	94	SS1-42	39	SSC-60-1	80
SRB-S-2M	94	SRG-S-2M	78	SS1-48	39	SSC-72-1	80
SRC	78	SRG-S-2M	94	SS1-60	39	SSC932-18-1	81
SRC	94	SRH	78	SS1-72	39	SSC932-24-1	81
SRC-100	78	SRH	94	SS2-18/450	39	SSC932-30	81
SRC-100	94	SRH-2M	78	SS2-20	39	SSC932-30-1	81
SRC-2M	78	SRH-2M	94	SS2-24/600	39	SSC932-36	81
SRC-2M	94	SRH-S	78	SS2-30/750	39	SSC932-36-1	81
SRC-S	78	SRH-S	94	SS2-36/900	39	SSC932-38	81
SRC-S	94	SRH-S-2M	78	SS2-42	39	SSC932-38-1	81
SRC-S-2M	78	SRH-S-2M	94	SS2-48	39	SSC932-40	81
SRC-S-2M	94	SRI	78	SS2-60	39	SSC932-40-1	81
SRC/D	78	SRI	94	SS2-72	39	SSC932-42	81
SRC/D	94	SRI-2M	78	SS62-12/300	39	SSC932-42-1	81
SRC/D-2M	78	SRI-2M	94	SS62-16/400	39	SSC932-44	81
SRC/D-2M	94	SRI-S	78	SS62-18/450	39	SSC932-44-1	81
SRC/D-S	78	SRI-S	94	SS62-20	39	SSC932-46	81
SRC/D-S	94	SRI-S-2M	78	SS62-24/600	39	SSC932-46-1	81
SRC/D-S-2M	78	SRI-S-2M	94	SS62-30/750	39	SSC932-48	81
SRC/D-S-2M	94	SRJ	78	SS62-36/900	39	SSC932-48-1	81
SRD	78	SRJ	94	SS62-42	39	SSC932-54	81
SRD	94	SRJ-S	78	SS62-48	39	SSC932-54-1	81
SRD-2M	78	SRJ-S	94	SS62-54	39	SSC932-60	81

Book Index By Ordering Number

Order Number	Page	Order Number	Page	Order Number	Page	Order Number	Page
SSC932-60-1	81	TGB-1.75/44-1/.75-48/1219	63	TGB-5/127-4/B-42/1067	62	TGB-EXT-ALUM-BAR-60/1524	63
SSC932-72-1	81	TGB-1.75/44-1/.75-60/1524	63	TGB-5/127-4/B-48/1219	62	TGB-SEG-CENTER-.75/19MM	63
ST-28	40	TGB-10/254-5/5-24/610	62	TGB-5/127-4/B-60/1524	62	TGB-SEG-CENTER-1.5/38MM	63
ST3-13	41	TGB-10/254-5/5-36/914	62	TGB-6/152-2/4-24/610	62	TGB-SEG-CENTER-1/25MM	63
ST3-14	41	TGB-10/254-5/5-42/1067	62	TGB-6/152-2/4-36/914	62	TGB-SEG-CENTER-2 2 IN CTR SEG	63
ST3-15-6	41	TGB-10/254-5/5-48/1219	62	TGB-6/152-2/4-42/1067	62	TGB-SEG-CENTER-2-5PC 5 PCS	63
ST3-3	41	TGB-10/254-5/5-60/1524	62	TGB-6/152-2/4-48/1219	62	TGB-SEG-CENTER-3 3 IN CTR SEG	63
ST3-9	41	TGB-2.25/57-1.5/.75-24/610	63	TGB-6/152-2/4-60/1524	62	TGB-SEG-CENTER-3-5PC 5 PCS	63
ST4-16	41	TGB-2.25/57-1.5/.75-36/914	63	TGB-6/152-3/3-24/610	62	TGB-SEG-CENTER-4 4 IN CTR SEG	63
ST4-21	41	TGB-2.25/57-1.5/.75-42/1067	63	TGB-6/152-3/3-36/914	62	TGB-SEG-CENTER-4-5PC 5 PCS	63
ST4-21H	41	TGB-2.25/57-1.5/.75-48/1219	63	TGB-6/152-3/3-42/1067	62	TGB-SEG-CENTER-5 5 IN CTR SEG	63
ST4-5	41	TGB-2.25/57-1.5/.75-60/1524	63	TGB-6/152-3/3-48/1219	62	TGB-SEG-CENTER-5-5PC 5 PCS	63
ST4-8	41	TGB-2.5/64-1.5/1-24/610	63	TGB-6/152-3/3-60/1524	62	TGB-SEG-END-2 2 INCH END SEG	63
ST4-8H	41	TGB-2.5/64-1.5/1-36/914	63	TGB-6/152-5/B-24/610	62	TGB-SEG-END-3 3 INCH END SEG	63
ST5-16	41	TGB-2.5/64-1.5/1-42/1067	63	TGB-6/152-5/B-36/914	62	TGB-SEG-END-4 4 INCH END SEG	63
ST5-3	41	TGB-2.5/64-1.5/1-48/1219	63	TGB-6/152-5/B-42/1067	62	TGB-SEG-END-5 5 INCH END SEG	63
ST5-3	44	TGB-2.5/64-1.5/1-60/1524	63	TGB-6/152-5/B-48/1219	62	TOOL BOX 36	84
ST5-5	40	TGB-2/51-1/1-24/610	63	TGB-6/152-5/B-60/1524	62	TOOL BOX 36	95
ST5-5	41	TGB-2/51-1/1-36/914	63	TGB-7/178-2/5-24/610	62	TOOL BOX 48	84
ST6-9	40	TGB-2/51-1/1-42/1067	63	TGB-7/178-2/5-36/914	62	TOOL BOX 48	95
ST7-5	40	TGB-2/51-1/1-48/1219	63	TGB-7/178-2/5-42/1067	62	TOOL BOX 60	84
ST8-C	40	TGB-2/51-1/1-60/1524	63	TGB-7/178-2/5-48/1219	62	TOOL BOX 60	95
T-1-1/2BNIB	67	TGB-3/76-1.5/1.5-24/610	63	TGB-7/178-2/5-60/1524	62	TOOL BOX STK	39
T-1-1/2WNIB	67	TGB-3/76-1.5/1.5-36/914	63	TGB-7/178-3/4-24/610	62	U2C12	15
T-1BNIB	67	TGB-3/76-1.5/1.5-42/1067	63	TGB-7/178-3/4-36/914	62	U2C12W	16
T-1WNIB	67	TGB-3/76-1.5/1.5-48/1219	63	TGB-7/178-3/4-42/1067	62	U2C24	15
T-2BNIB	67	TGB-3/76-1.5/1.5-60/1524	63	TGB-7/178-3/4-48/1219	62	U2S12	15
T-2WNIB	67	TGB-3/76-2/B-24/610	62	TGB-7/178-3/4-60/1524	62	U2S24	15
T-3BNIB	67	TGB-3/76-2/B-36/914	62	TGB-8/203-3/5-24/610	62	U2SPC12	15
T2W	91	TGB-3/76-2/B-42/1067	62	TGB-8/203-3/5-36/914	62	U2SPS12	15
T2WS72	91	TGB-3/76-2/B-48/1219	62	TGB-8/203-3/5-42/1067	62	U2SPS24	15
TARGET	50	TGB-3/76-2/B-60/1524	62	TGB-8/203-3/5-48/1219	62	U2SS12	16
TG-BAR-24/610 RPL BAR	63	TGB-4/102-2/2-24/610	62	TGB-8/203-3/5-60/1524	62	U2SS24	16
TG-BAR-36/914 RPL BAR	63	TGB-4/102-2/2-36/914	62	TGB-8/203-4/4-24/610	62	U3-1C12	15
TG-BAR-42/1067 RPL BAR	63	TGB-4/102-2/2-42/1067	62	TGB-8/203-4/4-36/914	62	U3-1C24	15
TG-BAR-48/1219 RPL BAR	63	TGB-4/102-2/2-48/1219	62	TGB-8/203-4/4-42/1067	62	U3-1C6	15
TG-BAR-60/1524 RPL BAR	63	TGB-4/102-2/2-60/1524	62	TGB-8/203-4/4-48/1219	62	U3-1RHTS12	15
TG-MTG-BRKT RPL MNTG BRACKET	63	TGB-4/102-3/B-24/610	62	TGB-8/203-4/4-60/1524	62	U3-1RHTS12	15
TGB-1.5-3.0-ANGLE-BRKT-KT	63	TGB-4/102-3/B-36/914	62	TGB-9/229-4/5-24/610	62	U3-1RHTS24	15
TGB-1.5-3.0-IN-GAP-MTNG-KIT	63	TGB-4/102-3/B-42/1067	62	TGB-9/229-4/5-36/914	62	U3-1RHTS24	15
TGB-1.5-3.0-VERT-SUPPT-BRKT-KT	63	TGB-4/102-3/B-48/1219	62	TGB-9/229-4/5-42/1067	62	U3-1S12	15
TGB-1.5/38-.75/.75-24/610	63	TGB-4/102-3/B-60/1524	62	TGB-9/229-4/5-48/1219	62	U3-1S24	15
TGB-1.5/38-.75/.75-36/914	63	TGB-5/127-2/3-24/610	62	TGB-9/229-4/5-60/1524	62	U3-1S6	15
TGB-1.5/38-.75/.75-42/1067	63	TGB-5/127-2/3-36/914	62	TGB-BRIDGE SEG-CENTER	63	U3-2C12	15
TGB-1.5/38-.75/.75-48/1219	63	TGB-5/127-2/3-42/1067	62	TGB-BRIDGE SEG-END	63	U3-2C24	15
TGB-1.5/38-.75/.75-60/1524	63	TGB-5/127-2/3-48/1219	62	TGB-EXT-ALUM-BAR-24/610	63	U3-2C6	15
TGB-1.75/44-1/.75-24/610	63	TGB-5/127-2/3-60/1524	62	TGB-EXT-ALUM-BAR-36/914	63	U3-2RHTS12	15
TGB-1.75/44-1/.75-36/914	63	TGB-5/127-4/B-24/610	62	TGB-EXT-ALUM-BAR-42/1067	63	U3-2RHTS12	15
TGB-1.75/44-1/.75-42/1067	63	TGB-5/127-4/B-36/914	62	TGB-EXT-ALUM-BAR-48/1219	63	U3-2RHTS24	15

Book Index By Ordering Number

Order Number	Page	Order Number	Page
U3-2RHTS24	15	UCM36SPSS24	16
U3-2S12	15	UCM36SS12	16
U3-2S24	15	UCM36SS24	16
U3-2S6	15	UCM36XSPSS12	16
U3C12	15	UCM36XSPSS24	16
U3C12W	16	Urethane Strip – Priced Per Foot	22
U3C24	15	Urethane Strip – Priced Per Foot	24
U3C6	15	UX1LLS12	15
U3RHTS12	15	UX1LLS24	15
U3RHTS12	15	UX1LLSPS12	15
U3RHTS24	15	UX1LLSPS24	15
U3RHTS24	15	UX1LLSPSS12	16
U3S12	15	UX1LLSPSS24	16
U3S24	15	UX1LLSS12	16
U3S6	15	UX1LLSS24	16
U3SS12	16	UX1S12	15
U3SS24	16	UX1S24	15
U4C12	15	UX1S6	15
U4C12W	16	UX1SPS12	15
U4C24	15	UX1SPS24	15
U4S12	15	UX1SPS6	15
U4S24	15	UX1SPSS12	16
U4SS12	16	UX1SPSS24	16
U4SS24	16	UX1SPSS6	16
U5C12	15	UX1SS12	16
U5C12W	16	UX1SS24	16
U5C24	15	UX1SS6	16
U5S12	15	VBK-72	103
U5S24	15	VBK-84	103
U5SS12	16	VBK-96	103
U6C12	15	VBK-L	103
U6C12W	16	VBK-M	103
U6S12	15	VBK-S	103
U6S24	15	VBK-XS	103
U6SS12	16	VUBK-72	103
U7S12	15	VUBK-84	103
UA2SS12	16	VUBK-96	103
UA3SS12	16	VUBK-L	103
UCM36LLSPSS12	16	VUBK-M	103
UCM36LLSPSS24	16	VUBK-S	103
UCM36LLSS12	16	VUBK-XS	103
UCM36LLSS24	16		
UCM36LPSS12	16		
UCM36LPSS24	16		
UCM36SLSPSS12	16		
UCM36SLSPSS24	16		
UCM36SLXSPSS12	16		
UCM36SLXSPSS24	16		
UCM36SPSS12	16		

Book Index By Item Code

Item Code	Page	Item Code	Page	Item Code	Page	Item Code	Page	Item Code	Page	Item Code	Page	Item Code	Page	Item Code	Page		
01125	15	01338	15	01821	13	01952	14	02133	10	02219	8	02348	7	02600	18	02725	19
01126	15	01340	16	01828	14	01954	14	02139	10	02220	8	02351	8	02606	19	02726	17
01137	15	01342	16	01831	9	01958	14	02140	10	02221	8	02352	8	02607	17	02727	19
01138	15	01350	51	01833	14	01963	14	02141	10	02223	7	02353	8	02611	18	02731	19
01143	15	01351	15	01835	14	01970	14	02143	11	02225	8	02355	7	02613	19	02732	17
01144	15	01352	15	01837	14	01975	14	02144	11	02227	8	02363	7	02614	17	02736	19
01178	15	01353	16	01839	14	01977	14	02145	11	02232	7	02365	7	02619	18	02737	17
01179	15	01354	16	01841	14	01985	13	02146	11	02233	7	02367	8	02621	19	02738	19
01183	15	01355	15	01843	14	01987	13	02147	11	02234	8	02368	8	02622	17	02742	19
01184	15	01356	15	01845	14	01990	13	02149	10	02239	11	02370	8	02625	18	02743	17
01188	16	01357	16	01846	9	01993	13	02150	10	02240	11	02378	12	02627	19	02744	19
01189	16	01358	16	01847	9	02006	13	02154	7	02242	10	02379	12	02628	17	02750	19
01193	16	01359	15	01848	9	02008	13	02155	7	02243	10	02380	12	02629	19	02751	17
01194	16	01360	15	01849	9	02010	13	02157	8	02267	10	02381	12	02630	19	02755	19
01230	15	01361	15	01853	9	02012	13	02158	8	02268	10	02382	12	02631	19	02756	17
01231	15	01362	15	01854	9	02072	10	02159	8	02269	10	02383	12	02632	18	02761	19
01250	15	01363	15	01859	14	02073	10	02161	7	02272	11	02384	12	02633	18	02762	17
01251	15	01364	15	01861	14	02075	10	02163	8	02274	11	02385	12	02634	18	02766	19
01254	15	01385	16	01862	14	02076	10	02164	8	02275	11	02386	12	02635	18	02767	17
01255	15	01732	14	01864	14	02079	11	02168	7	02278	10	02397	8	02636	18	02769	19
01258	16	01739	14	01867	14	02080	11	02169	7	02283	10	02429	7	02637	18	02770	19
01279	15	01744	14	01871	14	02081	11	02170	8	02284	10	02432	7	02638	18	02771	19
01283	15	01746	13	01876	14	02082	11	02171	8	02285	10	02574	18	02639	18	02772	19
01292	16	01748	13	01879	14	02083	11	02172	8	02287	11	02576	18	02640	18	02773	19
01293	16	01752	13	01884	14	02084	11	02173	7	02288	11	02577	18	02641	18	02775	19
01294	15	01754	13	01887	14	02089	10	02174	8	02289	11	02578	18	02642	18	02777	19
01301	15	01764	13	01888	14	02090	10	02175	8	02294	8	02579	18	02643	18	02779	19
01305	15	01766	13	01891	14	02100	10	02182	7	02295	7	02580	18	02644	18	02781	19
01308	16	01771	14	01895	14	02101	10	02183	7	02300	7	02581	18	02645	19	02783	19
01309	16	01772	13	01898	14	02102	10	02185	8	02301	7	02582	18	02646	19	02784	19
01312	16	01774	13	01907	14	02103	10	02186	8	02303	8	02583	18	02648	19	02787	19
01313	16	01786	14	01911	14	02104	11	02187	8	02304	8	02584	18	02649	17	02788	19
01314	16	01793	14	01917	14	02105	11	02189	7	02305	8	02585	18	02650	18	02789	19
01315	16	01795	14	01920	14	02106	11	02191	8	02307	7	02586	18	02651	19	02790	19
01317	16	01798	14	01924	14	02110	11	02193	8	02310	8	02587	18	02652	17	02791	19
01318	16	01803	14	01926	14	02111	11	02195	8	02316	7	02588	18	02656	18	02826	17
01319	16	01805	14	01933	14	02113	10	02196	7	02323	7	02589	18	02657	19	02830	17
01320	16	01808	14	01936	14	02114	10	02197	7	02326	8	02590	18	02658	17	02832	18
01321	16	01810	13	01938	14	02118	10	02198	7	02327	8	02591	18	02662	18	02833	18
01322	16	01811	13	01939	14	02119	10	02206	7	02328	8	02592	18	02663	19	02834	17
01323	16	01813	13	01941	14	02120	10	02209	9	02330	7	02594	19	02664	17	02847	18
01324	16	01814	13	01946	14	02126	11	02210	7	02339	7	02595	19	02668	18	02853	19
01325	16	01817	13	01949	14	02128	11	02216	7	02341	8	02597	19	02669	19	02854	17
01336	15	01818	13	01950	14	02130	11	02217	7	02342	7	02598	17	02670	17	02859	18

Book Index By Item Code

Item Code	Page	Item Code	Page	Item Code	Page	Item Code	Page	Item Code	Page	Item Code	Page	Item Code	Page	Item Code	Page		
02860	19	03167	26	03529	28	03732	28	04000	23	04031	23	04144	99	04339	61	04413	28
02861	17	03168	26	03531	28	03733	28	04001	24	04032	23	04145	50	04339	61	04415	31
02863	17	03168	26	03532	28	03734	28	04001	24	04033	23	04145	99	04340	61	04416	47
02864	17	03169	26	03533	28	03735	28	04002	23	04034	22	04146	50	04341	61	04417	47
02865	18	03169	26	03534	28	03736	28	04002	23	04035	22	04146	99	04341	61	04418	47
02866	19	03170	26	03535	28	03737	28	04003	23	04036	22	04147	50	04342	61	04436	21
02867	17	03170	26	03536	28	03738	28	04003	23	04037	22	04147	99	04342	61	04442	61
02868	19	03211	26	03537	28	03739	28	04004	23	04038	22	04149	50	04343	61	04443	61
02869	19	03211	26	03538	28	03740	28	04004	23	04039	22	04149	99	04343	61	04444	61
02870	19	03222	26	03539	28	03741	28	04005	23	04040	22	04200	50	04344	61	04445	61
02871	19	03222	26	03550	28	03742	28	04005	23	04041	22	04200	99	04344	61	04446	61
02872	17	03225	26	03551	28	03743	28	04006	22	04042	22	04223	25	04358	24	04447	61
02873	17	03230	50	03591	28	03744	28	04006	22	04043	22	04231	26	04359	23	04448	61
03006	50	03236	25	03649	28	03745	28	04007	22	04044	22	04232	26	04360	23	04453	23
03008	50	03238	25	03650	28	03772	50	04007	22	04045	22	04233	26	04361	23	04455	24
03009	50	03239	40	03651	28	03773	50	04008	22	04046	22	04243	26	04362	23	04456	23
03010	50	03239	51	03670	51	03774	50	04008	22	04047	22	04244	26	04363	22	04457	23
03014	25	03239	55	03671	51	03775	50	04009	22	04048	22	04245	26	04364	22	04458	23
03018	25	03241	18	03672	51	03814	25	04009	22	04049	22	04259	26	04365	22	04459	23
03019	25	03244	51	03704	51	03817	22	04010	22	04051	22	04260	26	04366	22	04460	23
03020	25	03274	22	03707	27	03817	24	04010	22	04055	23	04261	47	04373	21	04461	22
03037	26	03274	24	03708	28	03822	26	04011	22	04063	24	04262	47	04374	31	04462	22
03038	26	03368	24	03709	28	03822	26	04011	22	04064	23	04269	61	04376	31	04463	22
03039	26	03370	23	03710	28	03823	26	04012	22	04065	23	04269	61	04377	31	04464	22
03051	26	03371	23	03711	28	03824	26	04012	22	04066	23	04281	47	04378	31	04467	47
03054	26	03372	23	03712	28	03827	25	04013	22	04067	23	04281	47	04379	31	04470	27
03074	25	03375	23	03713	28	03892	47	04013	22	04068	22	04305	50	04380	31	04941	27
03075	25	03433	22	03714	28	03897	22	04014	24	04073	50	04306	50	04381	31	04942	27
03076	25	03433	24	03715	28	03897	24	04015	23	04084	23	04307	50	04382	31	04943	27
03081	25	03434	25	03716	28	03902	27	04016	23	04085	23	04308	61	04383	31	04944	27
03085	25	03435	25	03717	28	03913	47	04017	23	04086	23	04309	61	04384	31	04945	27
03119	25	03441	51	03718	28	03985	22	04018	23	04087	23	04309	61	04385	30	04946	27
03128	51	03442	51	03719	28	03986	22	04019	24	04088	23	04310	61	04386	30	04947	27
03129	51	03445	51	03720	28	03987	22	04020	23	04088	23	04310	61	04387	30	04948	27
03132	51	03450	50	03721	28	03988	22	04021	23	04089	23	04311	61	04388	30	04949	27
03140	28	03451	50	03722	28	03996	24	04022	23	04089	23	04311	61	04389	30	04950	27
03143	26	03452	26	03723	28	03996	24	04023	23	04093	19	04312	61	04390	30	04951	27
03148	26	03453	26	03724	28	03997	23	04024	24	04094	19	04312	61	04391	30	04952	27
03150	26	03519	26	03725	28	03997	23	04025	23	04101	50	04314	61	04392	30	04953	31
03154	26	03524	28	03726	28	03998	23	04026	23	04102	50	04316	19	04393	30	04972	23
03155	26	03525	28	03727	28	03998	23	04027	23	04140	99	04319	61	04394	30	04973	61
03156	26	03526	28	03728	28	03999	23	04028	23	04143	50	04320	61	04410	28	04974	61
03162	26	03527	28	03729	28	03999	23	04029	24	04143	99	04321	61	04411	28	04974	61
03163	26	03528	28	03731	28	04000	23	04030	23	04144	50	04322	61	04412	28	04988	61

Book Index By Item Code

Item Code	Page	Item Code	Page	Item Code	Page	Item Code	Page	Item Code	Page	Item Code	Page	Item Code	Page	Item Code	Page		
04989	44	05503	21	08019	56	08498	56	09014	53	10034	35	10110	33	10166	33	10223	33
04989	50	05504	21	08020	56	08499	56	09015	53	10035	35	10111	33	10167	33	10224	33
04990	44	05505	21	08021	56	08500	56	09020	53	10037	35	10112	33	10168	33	10226	33
04991	44	05506	21	08022	56	08501	56	09352	53	10038	35	10113	33	10169	33	10232	33
04994	44	05507	21	08023	56	08526	56	09353	53	10050	33	10114	33	10170	33	10235	33
05019	18	05508	21	08024	56	08527	56	09354	53	10051	33	10115	33	10171	33	10238	33
05020	18	05509	21	08025	56	08528	56	09355	53	10052	33	10116	33	10172	33	10240	33
05021	18	05510	21	08026	56	08539	56	09356	53	10053	33	10117	33	10173	33	10242	33
05022	18	05511	21	08027	56	08540	56	09357	53	10054	33	10118	33	10174	33	10244	33
05023	18	05512	30	08036	54	08545	55	09358	53	10055	33	10119	33	10175	33	10482	33
05024	18	05513	30	08037	54	08585	55	09359	53	10056	33	10120	33	10176	33	10483	33
05025	18	05514	30	08038	54	08586	55	09360	53	10059	33	10121	33	10177	33	10484	33
05193	18	05515	30	08039	54	08587	55	09361	53	10061	33	10122	33	10178	33	10485	33
05194	18	05516	30	08040	54	08588	55	09362	53	10062	33	10124	33	10179	33	10486	33
05195	18	05517	30	08041	54	08591	55	09363	53	10063	33	10130	33	10180	33	10487	33
05196	18	05518	30	08046	56	08592	55	09364	53	10065	33	10131	33	10181	33	10488	33
05200	47	05519	30	08053	56	08593	55	09365	53	10070	33	10132	33	10182	33	10489	33
05201	47	05520	30	08054	56	08594	55	09366	53	10071	33	10133	33	10183	33	10491	34
05338	15	05521	30	08055	56	08595	55	09367	53	10072	33	10134	33	10185	33	10492	34
05338	15	05522	30	08056	56	08596	55	09372	53	10073	33	10135	33	10186	33	10493	34
05339	15	05523	30	08100	56	08597	55	09458	53	10074	33	10137	33	10187	33	10494	34
05339	15	05524	30	08102	56	08603	55	09459	53	10075	33	10138	33	10188	33	10495	34
05340	15	05525	30	08103	54	08604	55	09508	53	10076	33	10139	33	10190	33	10496	34
05340	15	05526	30	08104	54	08707	55	09508	54	10079	33	10140	33	10191	33	10512	36
05341	15	05527	30	08105	54	08708	55	10000	36	10080	33	10141	33	10192	33	10513	36
05341	15	05528	30	08106	54	08710	55	10001	36	10081	33	10142	33	10193	33	10514	36
05342	15	05529	30	08107	54	08718	55	10002	36	10082	33	10143	33	10194	33	10515	36
05342	15	05530	30	08108	54	08727	55	10003	36	10083	33	10144	33	10196	33	10516	36
05343	15	05531	30	08109	54	08739	55	10004	36	10085	33	10150	33	10197	33	10517	36
05343	15	05544	21	08110	54	08741	55	10005	36	10090	33	10151	33	10198	33	10519	36
05362	7	05545	21	08111	54	08769	53	10007	36	10091	33	10152	33	10199	33	10521	36
05414	15	05546	21	08112	54	08776	55	10008	36	10092	33	10153	33	10201	33	10522	36
05463	47	05547	21	08113	54	08788	55	10011	36	10093	33	10154	33	10204	33	10523	36
05492	21	05548	21	08151	56	08793	54	10012	36	10094	33	10155	33	10206	33	10528	34
05493	21	08000	54	08152	56	09000	53	10013	36	10095	33	10156	33	10207	33	10529	34
05494	21	08005	54	08246	56	09001	53	10014	36	10096	33	10157	33	10208	33	10530	34
05495	21	08006	54	08279	56	09002	53	10020	36	10097	33	10158	33	10210	33	10531	34
05496	21	08007	54	08439	56	09003	53	10021	36	10098	33	10159	33	10212	33	10532	34
05497	21	08008	54	08440	56	09004	53	10022	36	10099	33	10160	33	10213	33	10534	34
05498	21	08013	56	08457	56	09005	53	10023	36	10100	33	10161	33	10214	33	10537	34
05499	21	08014	56	08462	56	09006	53	10024	36	10101	33	10162	33	10215	33	10539	34
05500	21	08016	56	08468	53	09007	53	10030	35	10102	33	10163	33	10217	33	10540	34
05501	21	08017	56	08468	54	09010	53	10031	35	10103	33	10164	33	10220	33	10541	34
05502	21	08018	56	08497	56	09011	53	10033	35	10105	33	10165	33	10222	33	10543	34

Book Index By Item Code

Item Code	Page	Item Code	Page	Item Code	Page	Item Code	Page	Item Code	Page	Item Code	Page	Item Code	Page	Item Code	Page		
10545	34	10607	34	10687	34	11225	35	12381	36	15036	44	18455	15	19370	28	20007	88
10546	34	10609	34	11075	35	11227	35	12388	36	15093	43	18477	15	19371	28	20008	88
10547	34	10611	34	11078	35	11229	35	12389	36	15098	44	18478	15	19373	28	20010	91
10548	34	10612	34	11081	35	11831	35	13250	35	15099	43	18479	15	19375	28	20011	91
10549	34	10613	34	11084	35	11836	35	13252	35	15100	43	18507	16	19376	28	20012	88
10551	34	10614	34	11086	35	11838	35	13253	35	15101	43	18508	16	19378	28	20013	88
10553	34	10616	34	11088	35	11840	35	13254	35	15102	43	18509	16	19380	28	20014	88
10554	34	10619	34	11090	35	11846	35	13256	35	15103	43	18540	16	19395	28	20016	88
10556	34	10621	34	11092	35	11849	35	14979	43	15104	44	18541	16	19460	47	20017	88
10557	34	10622	34	11095	35	11852	35	14983	43	18015	25	18542	16	19461	47	20018	88
10558	34	10623	34	11098	35	11855	35	14990	44	18016	25	18543	16	19462	47	20018	91
10559	34	10625	34	11101	35	11857	35	14991	44	18017	25	18544	16	19463	47	20022	91
10560	34	10627	34	11103	35	11859	35	14992	44	18036	27	18700	17	19466	47	20023	91
10562	34	10628	34	11105	35	11861	35	14993	44	18043	28	18701	17	19467	47	20034	88
10563	34	10629	34	11107	35	11878	35	14994	44	18048	27	18720	17	19468	47	20035	88
10564	34	10630	34	11126	35	11881	35	14995	43	18052	28	18721	17	19470	47	20038	88
10565	34	10632	34	11129	35	11884	35	15000	43	18057	27	18850	15	19473	47	20039	88
10566	34	10635	34	11132	35	11886	35	15001	43	18100	51	18851	15	19474	47	20040	88
10568	34	10637	34	11134	35	11888	35	15002	43	18101	51	18854	15	19475	47	20040	91
10570	34	10638	34	11136	35	11890	35	15003	43	18180	12	18904	12	19476	47	20041	91
10571	34	10639	34	11138	35	11906	35	15004	43	18181	12	18905	12	19477	47	20042	91
10573	34	10641	34	11142	35	11909	35	15005	43	18182	12	18906	12	19478	47	20044	88
10574	34	10643	34	11145	35	11911	35	15006	43	18183	12	18907	12	19479	47	20045	88
10575	34	10644	34	11148	35	11913	35	15007	44	18227	7	18978	27	19480	47	20048	88
10577	34	10645	34	11150	35	11925	35	15008	44	18228	7	19037	23	19481	47	20049	88
10579	34	10646	34	11152	35	11928	35	15009	44	18230	23	19100	28	19483	47	20052	88
10580	34	10648	34	11154	35	11931	35	15010	44	18231	23	19194	28	19484	47	20053	88
10581	34	10651	34	11157	35	11934	35	15011	44	18243	24	19200	28	19485	47	20056	88
10582	34	10653	34	11160	35	11936	35	15012	44	18244	23	19300	28	19486	47	20057	88
10584	34	10654	34	11163	35	11938	35	15013	44	18245	23	19339	28	19489	47	20058	88
10586	34	10655	34	11165	35	11940	35	15014	44	18248	24	19340	28	19490	47	20059	88
10587	34	10657	34	11167	35	11950	35	15015	43	18250	23	19341	28	19491	47	20060	88
10589	34	10659	34	11169	35	11956	35	15017	44	18272	23	19342	28	19494	47	20061	88
10590	34	10661	34	11187	35	11959	35	15025	43	18273	23	19343	28	19701	23	20080	88
10591	34	10662	34	11190	35	11961	35	15026	43	18370	15	19349	28	19702	23	20081	88
10593	34	10664	34	11193	35	11963	35	15027	43	18374	15	19350	28	19703	23	20082	88
10595	34	10667	34	11195	35	11982	35	15027	44	18400	15	19351	28	19704	23	20083	88
10596	34	10669	34	11197	35	11984	35	15028	44	18404	15	19358	28	20000	88	20090	88
10597	34	10670	34	11199	35	11998	35	15029	44	18427	16	19361	28	20001	88	20091	88
10598	34	10671	34	11205	35	12375	36	15030	44	18429	16	19362	28	20002	88	20094	88
10600	34	10677	34	11210	35	12376	36	15031	44	18430	16	19364	28	20004	88	20095	88
10603	34	10680	34	11212	35	12378	36	15032	43	18431	16	19365	28	20005	88	20096	88
10605	34	10683	34	11214	35	12379	36	15033	43	18453	15	19366	28	20006	88	20096	91
10606	34	10685	34	11220	35	12380	36	15035	44	18454	15	19368	28	20006	91	20102	88

Book Index By Item Code

Item Code	Page	Item Code	Page	Item Code	Page	Item Code	Page	Item Code	Page	Item Code	Page	Item Code	Page	Item Code	Page		
20103	88	20387	72	30393	100	30465	90	30517	89	30607	89	30803	72	30901	99	31980	84
20118	88	20387	91	30394	100	30468	73	30518	89	30608	89	30804	72	30902	99	31980	90
20119	88	20388	91	30395	100	30468	90	30519	89	30609	89	30805	72	30903	99	31980	95
20122	88	20397	72	30396	100	30469	90	30520	89	30610	89	30806	72	30904	99	31980	98
20123	88	20397	91	30397	100	30470	90	30521	89	30620	89	30807	72	30905	99	31987	84
20124	88	20397	91	30398	100	30471	73	30524	89	30621	89	30808	72	30906	99	31987	100
20164	88	20398	72	30399	100	30471	90	30525	89	30622	89	30809	72	30907	99	31991	84
20168	88	20398	91	30400	100	30472	90	30526	89	30624	89	30810	72	30908	99	31991	100
20169	88	20398	91	30408	100	30473	90	30527	89	30625	89	30811	72	30909	72	31992	84
20191	88	20399	72	30414	100	30474	66	30548	89	30647	89	30813	72	30909	99	31992	100
20200	91	20399	91	30418	100	30474	73	30551	89	30650	89	30814	72	30910	99	31993	84
20201	91	20400	72	30421	100	30474	90	30552	89	30651	89	30815	72	30913	72	31993	100
20202	91	20400	91	30423	100	30475	90	30553	89	30652	89	30816	72	30913	99	31996	84
20203	91	20406	91	30424	100	30479	90	30556	89	30653	89	30817	72	30914	72	31996	100
20204	91	20407	91	30430	100	30480	90	30557	89	30655	89	30818	72	30915	72	31999	84
20205	91	20409	91	30435	83	30481	66	30558	89	30661	89	30819	72	30916	72	31999	100
20206	91	20410	91	30435	95	30481	73	30559	89	30663	89	30820	72	30917	72	32051	84
20327	88	20411	91	30435	98	30481	90	30560	89	30666	89	30821	72	30918	72	32051	100
20330	88	20412	91	30437	90	30483	89	30561	89	30667	89	30822	72	30919	72	32052	84
20331	88	20414	91	30437	99	30484	89	30562	89	30668	89	30823	72	30932	83	32052	100
20334	88	30001	99	30438	90	30485	89	30564	89	30669	89	30824	72	30932	90	32056	84
20335	88	30002	99	30439	90	30486	89	30567	89	30671	89	30825	72	30932	95	32056	100
20336	88	30003	99	30442	73	30487	89	30569	89	30673	89	30826	72	30932	98	32059	84
20340	88	30004	99	30442	90	30488	89	30572	89	30676	89	30836	73	30937	99	32059	100
20341	88	30005	99	30443	90	30491	89	30573	89	30678	89	30837	73	30938	99	32068	84
20344	88	30006	99	30444	90	30492	89	30574	89	30681	89	30838	73	30939	99	32068	100
20345	88	30007	99	30445	73	30493	89	30575	89	30682	89	30839	73	30940	99	32069	84
20346	88	30008	99	30446	73	30494	89	30576	89	30684	89	30840	73	30941	99	32069	100
20364	88	30011	99	30447	73	30496	89	30577	89	30707	89	30841	73	30950	72	32070	84
20365	88	30012	99	30447	90	30499	90	30578	89	30709	89	30842	73	30951	72	32070	100
20366	88	30013	99	30448	90	30500	89	30585	89	30712	89	30843	73	30952	72	32267	99
20367	88	30014	99	30449	90	30501	89	30588	89	30713	89	30867	40	30953	72	32268	99
20368	88	30018	99	30453	90	30502	89	30589	89	30714	89	30867	44	30954	72	32269	99
20370	88	30019	99	30460	66	30503	89	30590	89	30715	89	30867	51	30961	99	32270	99
20371	88	30021	99	30460	73	30504	89	30591	89	30717	89	30867	66	30962	99	32271	99
20372	88	30022	99	30460	90	30505	89	30592	89	30725	89	30875	98	30963	99	32272	50
20373	88	30024	99	30461	90	30506	89	30593	89	30728	89	30877	98	30964	99	32272	99
20377	91	30033	99	30462	66	30507	89	30594	89	30729	89	30882	98	30965	99	32273	99
20378	91	30034	99	30462	90	30508	89	30595	90	30730	89	30888	73	31075	90	32274	50
20379	91	30373	100	30463	66	30509	89	30600	89	30733	89	30888	90	31075	98	32274	99
20380	72	30375	83	30463	73	30510	89	30601	89	30799	72	30889	90	31978	84	32275	50
20381	72	30375	98	30463	90	30511	89	30604	89	30800	72	30890	98	31978	90	32276	50
20381	91	30390	100	30464	90	30513	89	30605	89	30801	72	30894	73	31978	95	32277	50
20382	91	30392	100	30465	66	30516	89	30606	89	30802	72	30900	99	31978	98	32278	50

Book Index By Item Code

Item Code	Page	Item Code	Page	Item Code	Page	Item Code	Page	Item Code	Page	Item Code	Page	Item Code	Page	Item Code	Page		
32279	50	38075	71	38138	71	38204	80	38372	81	39304	82	39938	70	40047	70	40156	71
38000	71	38077	71	38138	80	38205	80	38373	81	39305	82	39939	70	40048	70	40156	80
38000	80	38079	71	38143	81	38211	80	38374	81	39306	82	39950	70	40049	70	40157	71
38001	71	38080	71	38144	82	38222	80	38375	81	39307	82	39951	70	40050	70	40157	80
38001	80	38081	71	38145	82	38240	80	38376	81	39308	82	39952	70	40051	70	40158	71
38002	71	38108	71	38146	82	38300	81	38377	81	39309	82	39953	70	40052	70	40158	80
38002	80	38108	80	38147	82	38301	81	38378	81	39574	70	39957	70	40053	70	40159	71
38003	71	38109	71	38148	82	38302	81	38380	81	39577	70	39958	70	40054	70	40159	80
38003	80	38109	80	38149	82	38303	81	38381	81	39580	70	39959	70	40058	70	40160	71
38004	71	38110	71	38150	82	38305	81	38387	81	39583	70	39978	69	40059	70	40160	80
38004	80	38110	80	38151	82	38312	81	38390	81	39586	70	39980	69	40060	70	40161	71
38005	71	38111	71	38154	82	38317	81	38401	81	39589	70	39982	69	40061	70	40161	80
38005	80	38111	80	38161	81	38320	81	38403	81	39603	69	39984	69	40062	70	40162	71
38007	71	38112	71	38162	81	38321	81	38404	81	39605	69	39986	69	40063	70	40162	80
38007	80	38112	80	38164	81	38322	81	38405	81	39607	69	39995	69	40066	70	40163	71
38008	71	38113	71	38165	81	38323	81	38406	81	39610	69	39997	69	40068	70	40163	80
38008	80	38113	80	38166	81	38325	81	38409	81	39613	69	40000	69	40069	70	40164	70
38009	71	38114	71	38167	81	38335	81	38410	81	39615	69	40001	69	40070	70	40165	70
38009	80	38114	80	38168	81	38336	81	38411	81	39617	69	40002	69	40071	70	40166	70
38010	71	38115	71	38169	81	38337	81	38412	81	39624	69	40003	69	40073	70	40167	70
38010	80	38115	80	38170	81	38338	81	38417	81	39625	69	40004	69	40074	70	40168	70
38011	71	38116	71	38171	81	38339	81	38418	81	39626	69	40005	69	40075	70	40169	70
38011	80	38116	80	38180	71	38340	81	38419	81	39627	69	40006	69	40076	70	40170	71
38012	71	38117	71	38180	80	38341	81	38420	81	39628	69	40007	69	40077	70	40172	71
38012	80	38117	80	38182	71	38342	81	38425	81	39629	69	40008	69	40100	70	40173	71
38013	71	38129	71	38182	80	38343	81	38426	81	39674	70	40009	69	40101	70	40174	71
38013	80	38129	80	38183	71	38344	81	38427	81	39675	70	40010	69	40102	70	40175	71
38041	71	38130	71	38183	80	38345	81	38428	81	39740	71	40012	69	40103	70	40175	80
38041	80	38130	80	38184	71	38348	81	38429	81	39740	80	40013	69	40108	70	40177	71
38043	71	38131	71	38184	80	38349	81	39274	82	39802	80	40014	69	40109	70	40177	80
38043	80	38131	80	38185	71	38350	81	39275	82	39808	80	40015	69	40110	70	40178	71
38044	71	38132	71	38185	80	38351	81	39276	82	39811	80	40016	69	40134	70	40178	80
38044	80	38132	80	38188	80	38352	81	39277	82	39812	80	40017	69	40135	73	40179	71
38045	71	38133	71	38195	80	38355	81	39278	82	39817	80	40020	69	40135	80	40179	80
38045	80	38133	80	38199	71	38362	81	39279	82	39842	70	40023	69	40138	70	40180	71
38046	71	38134	71	38199	80	38363	81	39280	82	39855	70	40025	69	40150	71	40180	80
38046	80	38134	80	38201	71	38364	81	39281	82	39901	69	40035	69	40151	71	40181	71
38047	71	38135	71	38201	80	38365	81	39282	82	39904	70	40036	69	40152	71	40181	80
38047	80	38135	80	38202	71	38366	81	39283	82	39907	69	40037	69	40153	71	40182	71
38048	71	38136	71	38202	80	38368	81	39300	82	39917	70	40038	69	40153	80	40182	80
38048	80	38136	80	38203	71	38369	81	39301	82	39919	70	40039	69	40154	71	40183	71
38049	71	38137	71	38203	80	38370	81	39302	82	39929	70	40040	69	40155	71	40198	81
38049	80	38137	80	38204	71	38371	81	39303	82	39935	70	40046	70	40155	80	40199	81

Book Index By Item Code

Item Code	Page	Item Code	Page	Item Code	Page	Item Code	Page	Item Code	Page	Item Code	Page	Item Code	Page	Item Code	Page		
40201	80	40392	77	40527	75	40545	94	40681	82	40785	83	40893	94	40961	79	41023	96
40202	71	40393	77	40527	78	40546	78	40682	93	40786	93	40895	79	40961	94	41024	96
40202	80	40399	77	40527	94	40546	94	40683	93	40787	93	40895	94	40962	96	41031	83
40203	71	40408	77	40528	75	40547	78	40684	93	40788	93	40897	79	40963	96	41032	83
40204	71	40409	77	40528	78	40547	94	40685	71	40789	93	40897	94	40964	96	41033	83
40204	80	40415	77	40528	94	40548	78	40685	80	40790	93	40898	79	40965	96	41034	83
40205	71	40416	77	40529	78	40548	94	40686	71	40791	93	40898	94	40966	96	41035	83
40205	80	40424	75	40529	94	40563	94	40686	80	40793	95	40899	79	40969	79	41041	83
40206	71	40435	78	40530	78	40564	94	40687	71	40794	95	40899	94	40969	94	41042	83
40206	80	40455	75	40530	94	40565	94	40687	80	40796	95	40901	79	40970	96	41043	83
40207	71	40468	75	40531	78	40566	94	40688	71	40800	96	40901	94	40971	79	41044	83
40207	80	40469	75	40531	94	40567	94	40688	80	40801	96	40907	95	40971	94	41045	83
40209	80	40479	75	40532	78	40568	94	40689	71	40802	96	40907	96	40975	96	41046	83
40210	71	40482	85	40532	94	40629	71	40689	80	40803	96	40908	85	40978	79	41047	83
40210	80	40483	85	40533	78	40629	80	40691	71	40804	96	40908	96	40978	94	41048	83
40211	71	40484	85	40533	94	40631	71	40691	80	40828	77	40915	96	40979	79	41050	83
40211	80	40485	85	40534	78	40631	80	40692	71	40829	77	40916	96	40979	94	41054	83
40212	71	40487	85	40534	94	40632	71	40692	80	40830	77	40918	96	40980	79	41055	83
40212	80	40488	85	40535	78	40632	80	40707	81	40831	77	40919	96	40980	94	41055	95
40213	71	40489	85	40535	94	40633	71	40709	81	40832	77	40920	95	40981	79	41056	85
40213	80	40502	85	40536	78	40633	80	40710	81	40833	77	40921	95	40981	94	41057	85
40214	71	40503	85	40536	94	40634	71	40712	81	40834	77	40922	95	40982	79	41058	83
40214	80	40504	85	40537	78	40634	80	40713	81	40857	79	40923	95	40982	94	41067	76
40225	69	40506	78	40537	94	40636	71	40714	81	40857	94	40924	95	40983	79	41068	83
40226	69	40506	94	40538	78	40636	80	40716	81	40858	79	40925	95	40983	94	41078	86
40227	69	40507	78	40538	94	40637	71	40718	81	40858	94	40927	95	40984	79	41089	95
40228	69	40507	94	40539	75	40637	80	40720	81	40859	79	40928	95	40984	94	41097	95
40229	69	40508	75	40539	78	40638	71	40721	81	40859	94	40930	96	40985	79	41098	95
40242	70	40509	75	40539	94	40639	71	40750	93	40860	79	40940	82	40988	84	41099	95
40243	70	40510	75	40540	75	40640	71	40751	93	40860	94	40941	82	40988	95	41107	95
40244	70	40510	84	40540	78	40654	82	40752	93	40861	79	40942	82	40990	84	41115	83
40245	70	40510	95	40540	94	40657	82	40753	93	40861	94	40943	82	40990	95	41116	83
40246	70	40511	84	40541	78	40658	93	40755	93	40862	79	40955	79	40991	84	41117	83
40247	70	40517	75	40541	94	40659	82	40756	93	40862	94	40955	94	40991	95	41118	83
40329	78	40517	84	40542	75	40661	82	40760	95	40863	79	40956	79	40994	83	41119	83
40329	93	40519	78	40542	78	40663	82	40769	93	40863	94	40956	94	40995	83	41123	95
40348	75	40519	94	40542	94	40665	82	40771	83	40864	79	40957	79	40996	83	41124	95
40348	84	40520	78	40543	75	40667	82	40773	83	40882	95	40957	94	40997	83	41126	95
40381	78	40520	94	40543	78	40669	82	40775	83	40891	79	40958	79	41008	95	41138	95
40381	93	40522	78	40543	94	40670	82	40776	83	40891	94	40958	94	41016	95	41139	95
40389	77	40522	94	40544	78	40671	82	40782	83	40892	79	40959	79	41020	96	41148	95
40390	77	40523	78	40544	94	40679	82	40783	83	40892	94	40959	94	41021	96	41149	95
40391	77	40523	94	40545	78	40680	82	40784	83	40893	79	40960	96	41022	96	41152	95

Book Index By Item Code

Item Code	Page	Item Code	Page	Item Code	Page	Item Code	Page	Item Code	Page	Item Code	Page	Item Code	Page	Item Code	Page		
41153	95	41205	94	41354	80	41544	77	41792	94	41881	79	41962	85	43033	85	50180	39
41168	95	41206	78	41355	71	41545	77	41793	94	41882	79	41963	85	43034	85	50181	39
41179	95	41206	94	41355	80	41546	77	41794	94	41883	79	41992	86	43035	85	50183	39
41181	78	41207	78	41356	71	41547	77	41795	94	41884	79	41998	86	43036	85	50188	41
41181	94	41207	94	41356	80	41548	77	41796	94	41885	79	41999	86	43037	85	50200	41
41183	78	41208	78	41357	71	41581	76	41797	94	41886	79	42000	86	43038	85	50201	40
41183	94	41208	94	41357	80	41584	76	41798	94	41887	79	42016	86	43039	85	50226	41
41185	78	41213	84	41358	71	41613	75	41799	94	41888	79	42036	86	43040	85	50227	41
41185	94	41214	84	41358	80	41614	75	41800	94	41889	79	42037	86	43041	85	50231	41
41187	95	41215	84	41359	71	41615	75	41829	93	41890	79	42038	86	43042	85	50238	41
41190	75	41216	84	41359	80	41616	75	41834	86	41891	79	42039	86	43043	85	50239	41
41190	78	41218	84	41363	80	41617	75	41835	86	41892	79	42040	86	43044	85	50240	41
41190	94	41219	84	41380	71	41618	75	41836	86	41893	79	42041	86	43045	85	50243	41
41191	75	41220	84	41380	80	41619	75	41837	86	41894	79	42042	86	43061	85	50244	41
41191	78	41276	76	41381	71	41623	75	41845	79	41895	79	42043	86	43062	85	50248	41
41191	94	41277	76	41381	80	41624	75	41846	79	41896	79	42044	86	43063	86	50249	40
41192	78	41278	76	41382	71	41628	75	41846	79	41906	97	42065	94	43063	95	50270	41
41192	94	41279	76	41382	80	41629	75	41847	79	41907	97	42066	94	43064	86	50272	41
41193	78	41283	76	41383	71	41630	75	41847	79	41908	97	42067	94	43064	95	50413	39
41193	94	41284	76	41383	80	41631	75	41848	79	41909	97	42068	94	50003	40	50414	39
41194	78	41285	76	41384	71	41632	75	41848	79	41910	97	42069	94	50003	51	50415	39
41194	94	41286	76	41384	80	41633	75	41849	79	41911	97	42070	94	50003	98	50416	39
41195	78	41287	76	41385	71	41634	75	41849	79	41912	97	42071	94	50004	18	50418	39
41195	94	41288	76	41385	80	41642	75	41850	79	41913	97	42072	94	50004	40	50419	39
41196	78	41289	76	41388	80	41643	75	41850	79	41915	97	42073	94	50004	51	50420	39
41196	94	41290	76	41391	76	41709	75	41851	79	41916	97	42074	94	50009	39	50421	39
41197	78	41291	76	41392	76	41712	77	41851	79	41917	97	42075	94	50015	41	50423	39
41197	94	41292	76	41393	76	41713	77	41852	79	41918	97	42076	94	50015	44	50426	39
41198	78	41294	76	41394	76	41714	77	41852	79	41919	97	42082	86	50016	40	50427	39
41198	94	41296	76	41395	76	41715	77	41853	79	41920	97	42083	86	50016	41	50428	39
41199	78	41298	76	41409	76	41716	77	41853	79	41921	97	42152	93	50025	41	50429	39
41199	94	41314	76	41450	76	41737	77	41854	79	41922	97	42153	93	50053	40	50430	39
41200	78	41315	76	41509	76	41738	77	41854	79	41924	97	42154	93	50075	40	50431	39
41200	94	41316	76	41510	76	41739	77	41855	79	41925	97	42155	93	50077	40	50432	39
41201	78	41319	76	41511	76	41740	77	41856	79	41926	97	43008	86	50144	41	50433	39
41201	94	41326	76	41512	76	41741	77	41857	79	41927	97	43022	85	50146	41	50435	39
41202	78	41327	76	41513	76	41776	93	41858	79	41928	97	43023	85	50165	39	50437	39
41202	94	41328	76	41514	76	41777	86	41859	79	41929	97	43024	85	50173	39	50439	39
41203	78	41329	76	41515	76	41781	78	41860	79	41930	97	43027	85	50174	39	50440	39
41203	94	41341	76	41516	76	41781	94	41861	79	41931	97	43029	85	50175	39	50441	39
41204	78	41342	76	41525	76	41785	94	41862	79	41935	79	43030	85	50176	39	50443	39
41204	94	41351	76	41542	77	41786	94	41879	79	41960	85	43031	85	50178	39	50444	39
41205	78	41354	71	41543	77	41788	94	41880	79	41961	85	43032	85	50179	39	50445	39

Book Index By Item Code

Item Code	Page	Item Code	Page	Item Code	Page	Item Code	Page	Item Code	Page	Item Code	Page	Item Code	Page	Item Code	Page		
50446	39	54152	39	54506	38	54554	38	54619	38	56020	58	56131	62	56227	63	56520	59
50448	39	54153	39	54507	38	54555	38	54620	38	56021	58	56132	62	56228	63	56521	59
50477	39	54154	39	54508	38	54556	38	54621	38	56022	58	56133	62	56229	63	56522	59
50661	39	54155	39	54509	38	54557	38	54622	38	56023	58	56134	62	56230	63	56523	59
50662	39	54156	39	54510	38	54558	38	54624	38	56024	58	56135	62	56231	63	56524	59
50665	39	54157	39	54513	38	54559	38	54625	38	56025	58	56140	62	56232	63	56525	59
50666	39	54158	39	54514	38	54560	38	54626	40	56026	58	56141	62	56233	63	56526	59
50669	39	54164	39	54515	38	54566	38	54627	40	56027	58	56142	62	56234	63	56527	59
50670	39	54426	38	54516	38	54568	38	54628	40	56028	58	56143	62	56235	63	56528	59
50673	39	54429	38	54517	38	54573	38	54629	40	56029	58	56148	62	56236	63	56529	59
50674	39	54456	38	54518	38	54580	38	54631	40	56030	58	56149	62	56237	63	56530	59
53234	82	54460	38	54519	38	54586	38	54633	39	56031	58	56150	62	56238	63	56531	59
53235	82	54473	38	54520	38	54587	38	54634	39	56032	58	56151	62	56239	63	56532	59
53236	82	54476	38	54521	38	54588	38	54635	39	56033	58	56181	62	56240	63	56533	59
53237	82	54477	38	54522	38	54589	38	54715	38	56034	58	56182	62	56241	63	56534	59
53238	82	54478	38	54523	38	54590	38	54765	38	56035	58	56183	62	56242	63	56535	59
53255	82	54479	38	54524	38	54591	38	54796	38	56100	62	56184	62	56243	63	56536	59
53256	82	54480	38	54525	38	54592	38	55024	38	56101	62	56185	62	56244	63	56537	59
53257	82	54481	38	54528	38	54593	38	55059	38	56102	62	56186	62	56245	63	56538	59
53258	82	54482	38	54529	38	54594	38	55541	40	56103	62	56187	62	56246	63	56539	59
53259	82	54483	38	54530	38	54595	38	55554	40	56104	62	56188	62	56247	63	56540	59
54002	39	54484	38	54531	38	54596	38	55590	40	56105	62	56189	62	56248	63	56541	59
54003	39	54485	38	54532	38	54597	38	55592	40	56106	62	56190	62	56249	63	56542	59
54005	39	54486	38	54533	38	54598	38	56000	58	56107	62	56206	62	56250	63	56543	59
54006	39	54487	38	54534	38	54599	38	56001	58	56108	62	56207	62	56251	63	56544	59
54010	41	54488	38	54535	38	54601	38	56002	58	56109	62	56208	62	56252	63	56545	59
54030	40	54489	38	54536	38	54602	38	56003	58	56110	62	56209	62	56253	63	56546	59
54111	39	54490	38	54537	38	54603	38	56004	58	56111	62	56210	62	56254	63	56547	59
54112	39	54491	38	54538	38	54604	38	56005	58	56112	62	56211	62	56255	63	56548	59
54113	39	54492	38	54539	38	54605	38	56006	58	56113	62	56212	62	56256	63	56549	59
54114	39	54493	38	54540	38	54606	38	56007	58	56114	62	56213	62	56500	59	56550	59
54115	39	54494	38	54541	38	54607	38	56008	58	56115	62	56214	62	56501	59	56551	59
54116	39	54495	38	54542	38	54608	38	56009	58	56116	62	56215	62	56502	59	56552	59
54117	39	54496	38	54543	38	54609	38	56010	58	56117	62	56216	62	56503	59	56553	59
54118	39	54497	38	54544	38	54610	38	56011	58	56118	62	56217	62	56504	59	56554	59
54119	39	54498	38	54545	38	54611	38	56012	58	56119	62	56218	62	56505	59	56555	59
54120	39	54499	38	54546	38	54612	38	56013	58	56120	62	56219	62	56506	59	56556	59
54121	39	54500	38	54547	38	54613	38	56014	58	56121	62	56220	62	56507	59	56557	59
54123	39	54501	38	54549	38	54614	38	56015	58	56122	62	56221	62	56508	59	56558	59
54148	39	54502	38	54550	38	54615	38	56016	58	56123	62	56222	62	56509	59	56559	59
54149	39	54503	38	54551	38	54616	38	56017	58	56128	62	56223	62	56510	59	56560	59
54150	39	54504	38	54552	38	54617	38	56018	58	56129	62	56224	62	56511	59	56561	59
54151	39	54505	38	54553	38	54618	38	56019	58	56130	62	56225	62	56519	59	56562	59

Book Index By Item Code

Item Code	Page	Item Code	Page	Item Code	Page	Item Code	Page	Item Code	Page	Item Code	Page	Item Code	Page
56563	59	70034	49	73134	103	77250	101	99280	67	99520	65	99582	65
56564	59	70045	49	73163	102	77251	101	90646	102	99521	65	99583	65
56565	59	70046	49	73190	103	77729	101	90647	102	99522	65	99586	65
56566	59	70047	49	73191	103	80011	46	90648	102	99523	65	99589	65
56567	59	70050	49	73192	103	80012	46	90649	102	99525	65	99590	65
56568	59	70051	49	73193	103	80013	46	90650	102	99529	65	99591	65
56577	59	70056	49	74389	103	80014	46	90651	102	99529	66	99592	65
56600	63	70057	49	74390	103	80015	46	90652	102	99531	65	99593	65
56601	63	70058	49	74391	103	80016	46	90653	102	99535	65	99594	65
56602	63	70060	49	74457	103	80017	46	99281	67	99535	66	99597	65
56603	63	70061	49	74458	103	80018	46	99282	67	99536	65	99598	65
56604	63	70064	49	74459	103	80019	46	99283	67	99536	66	99599	65
56606	63	70065	49	74558	102	80020	46	99287	67	99537	66	99600	65
56607	63	70066	49	74559	102	80021	46	99288	67	99538	66	99601	65
56608	63	70067	49	74560	102	80022	46	99289	67	99539	66	99626	66
56609	63	70110	49	74561	102	80023	46	99290	67	99541	66	99627	66
56611	63	70111	49	74562	102	80024	46	99295	67	99542	66	99648	65
56612	63	70112	49	74563	102	80025	46	99296	67	99543	66	99690	66
56613	63	70113	49	74564	102	80026	46	99297	67	99544	66	99832	67
56614	63	70114	49	74565	102	80027	46	99301	67	99546	66	99844	67
56618	63	70170	49	75570	103	80028	46	99302	67	99547	66	99855	67
56619	63	70171	49	75571	103	80038	47	99303	67	99548	66	99860	67
56620	63	70172	49	75572	103	80039	47	99304	67	99551	66	99861	67
56621	63	70174	49	75573	103	80040	47	99500	65	99552	66	99967	67
56622	63	70175	49	75574	103	80041	47	99501	65	99553	66	99968	67
56628	63	70176	49	75575	103	80042	47	99502	65	99554	66	99969	67
56629	63	70178	49	75576	103	80043	47	99503	65	99555	66	99983	67
56636	63	70179	49	75778	104	80044	47	99504	65	99556	66	99984	67
56637	63	71052	104	76469	101	80045	47	99505	65	99560	66	99985	67
56638	63	71055	104	76470	101	80075	46	99506	65	99563	66	99987	67
56639	63	71057	104	76472	101	80076	46	99507	65	99565	65	99996	67
56640	63	71058	104	76473	101	80078	47	99508	65	99566	66		
56641	63	71058	104	76474	101	80079	47	99509	65	99569	66		
56642	63	71060	104	76476	101	80090	47	99510	65	99570	65		
56643	63	71060	104	76477	101	80099	46	99511	65	99571	65		
56644	63	71140	104	76478	101	80100	46	99512	65	99572	66		
56645	63	71141	104	76479	101	80110	46	99513	65	99573	66		
56646	63	71141	104	76481	101	80111	46	99514	65	99576	65		
70015	49	71164	104	76482	101	80150	46	99515	65	99577	65		
70020	49	71168	104	76983	101	80201	46	99516	65	99578	65		
70023	49	73131	103	76984	101	80202	46	99517	65	99579	65		
70028	49	73132	103	76985	101	80203	46	99518	65	99580	65		
70030	49	73133	103	76986	101	80204	46	99519	65	99581	65		



Partners in Productivity